

Downloads

Locate your product of interest and download detailed information. [Adobe Acrobat Reader](#) is required to view pdf files.

Product

Part

Part-Specific Information

Product Series Information

Breakouts


[XSA/ XSB/RMA](#)
[PDF](#)
[XSG/RMG](#)
[PDF](#)
[AG306/AG206](#)
[PDF](#)
[LSG/LMG](#)
[PDF](#)

Rubber Molded / Inverted Rubber Molded

[XSK/RMK](#)
[PDF](#)
[VSA/VSB/VMA](#)
[PDF](#)
[VSF/VMF](#)
[PDF](#)
[VSG/VMG](#)
[PDF](#)
[VSK/VMK](#)
[PDF](#)
[Locking Sleeves](#)
[PDF](#)


Glass Reinforced Epoxy

[XSJ](#)
[PDF](#)
[XSE](#)
[PDF](#)
[XSL](#)
[PDF](#)
[XSM](#)
[PDF](#)

[Top](#)
[MSSJ/MSAJ](#)
[PDF](#)
[MSSG/MSAG](#)
[PDF](#)
[MSSK/MSAK](#)
[PDF](#)
[MSSL/MSAL](#)
[PDF](#)
[MSSM/MSAM](#)
[PDF](#)
[MSSO/MSAO](#)
[PDF](#)
[MSSQ/MSAQ](#)
[PDF](#)

Metal Shell



Metal Shell PBOF



[IL/BH](#) [PDF](#)

[LPIL/LPBH](#) [PDF](#)

[MIL/MBH](#) [PDF](#)

Wet Pluggable

[LPMIL/LPMBH](#) [PDF](#)

[MCIL/MCBH](#) [PDF](#)

[RMH](#) [PDF](#)

[Locking Sleeves](#) [PDF](#)



[Top](#)

IE55 / IE55V Rubber Molded Metal Shell

[IE55-1500](#) [PDF](#)

[IE55-2000](#) [PDF](#)

[IE55-2400](#) [PDF](#)

[IE55-3200](#) [PDF](#)

[IE55V-2000](#) [PDF](#)

[IE55V-2400](#) [PDF](#)

[IE66-3200](#) [PDF](#)



IE55 / IE55(W) Subminiature

[IE55\(W\)-1000](#) [PDF](#)

[IE55-1200](#) [PDF](#)



Penetrators



[IE2/IERD2](#) [PDF](#)

[IESQ4](#) [PDF](#)

[IE4](#) [PDF](#)

[IE6/8](#) [PDF](#)

[IEB2](#) [PDF](#)

Underwater Pluggable

[IEB6/8](#) [PDF](#)

[IE31](#) [PDF](#)

[IE32/33](#) [PDF](#)

[IE34](#) [PDF](#)

[IEB34](#) [PDF](#)

[IESQ32](#) [PDF](#)



[Top](#)

Magnetically Operated Proximity Switch



[MHDG](#) [PDF](#)

[MHDL](#) [PDF](#)

Miniature High Density

[MHDM](#) [PDF](#)

[MHDO](#) [PDF](#)



[MKS-300](#) [PDF](#)

[MKS\(W\)-300](#) [PDF](#)

Metal Key Rubber Molded – Titan

[MKS\(W\)-500](#) [PDF](#)

[MKS\(W\)-700](#) [PDF](#)

[MKS\(W\)-900](#) [PDF](#)



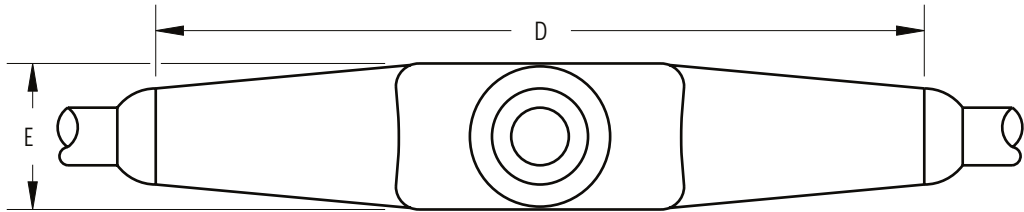
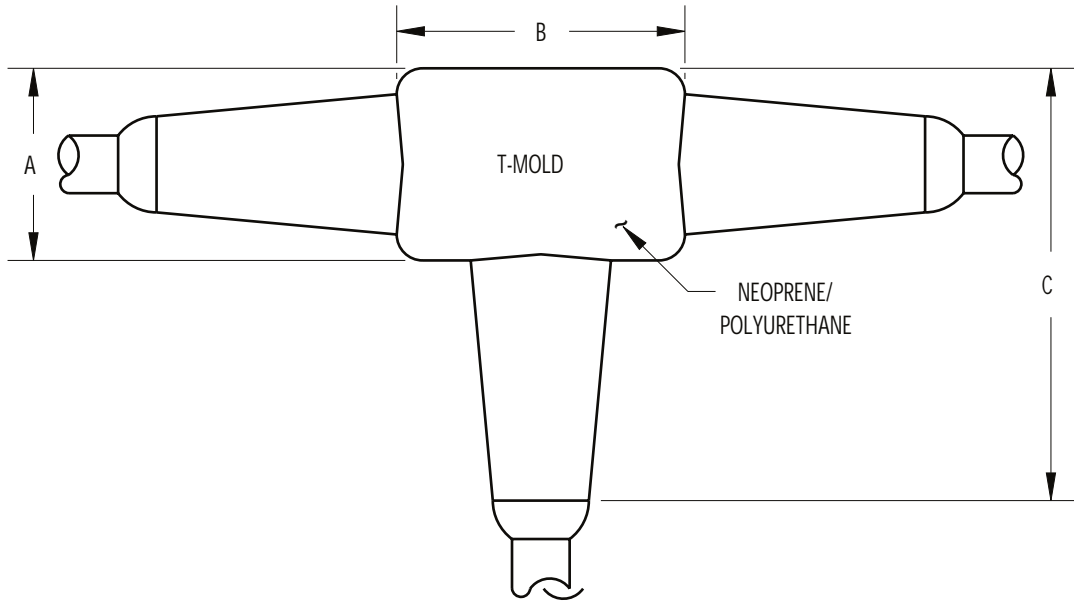
[Top](#)

Breakouts

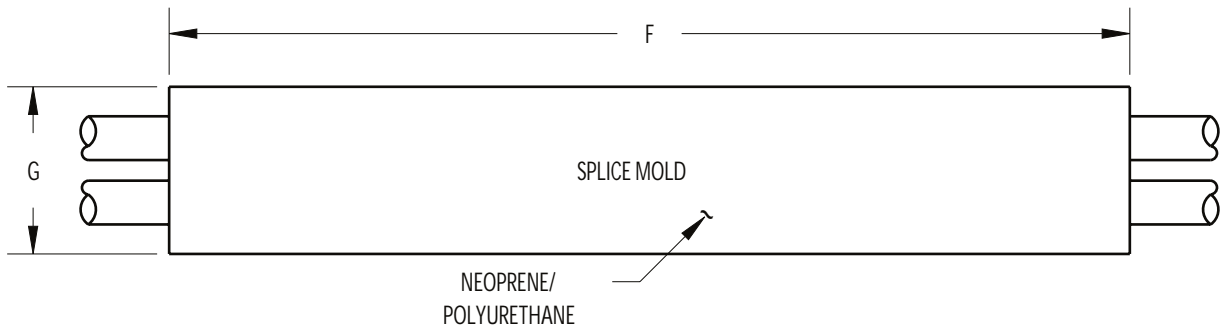


- Series of standard 'T', 'Y' and splice molds.
- Neoprene or polyurethane molded based on cable jacket and conductor insulation.
- Cable diameter and number of conductors determines size of mold.
- Custom molds to customer specifications available on request.



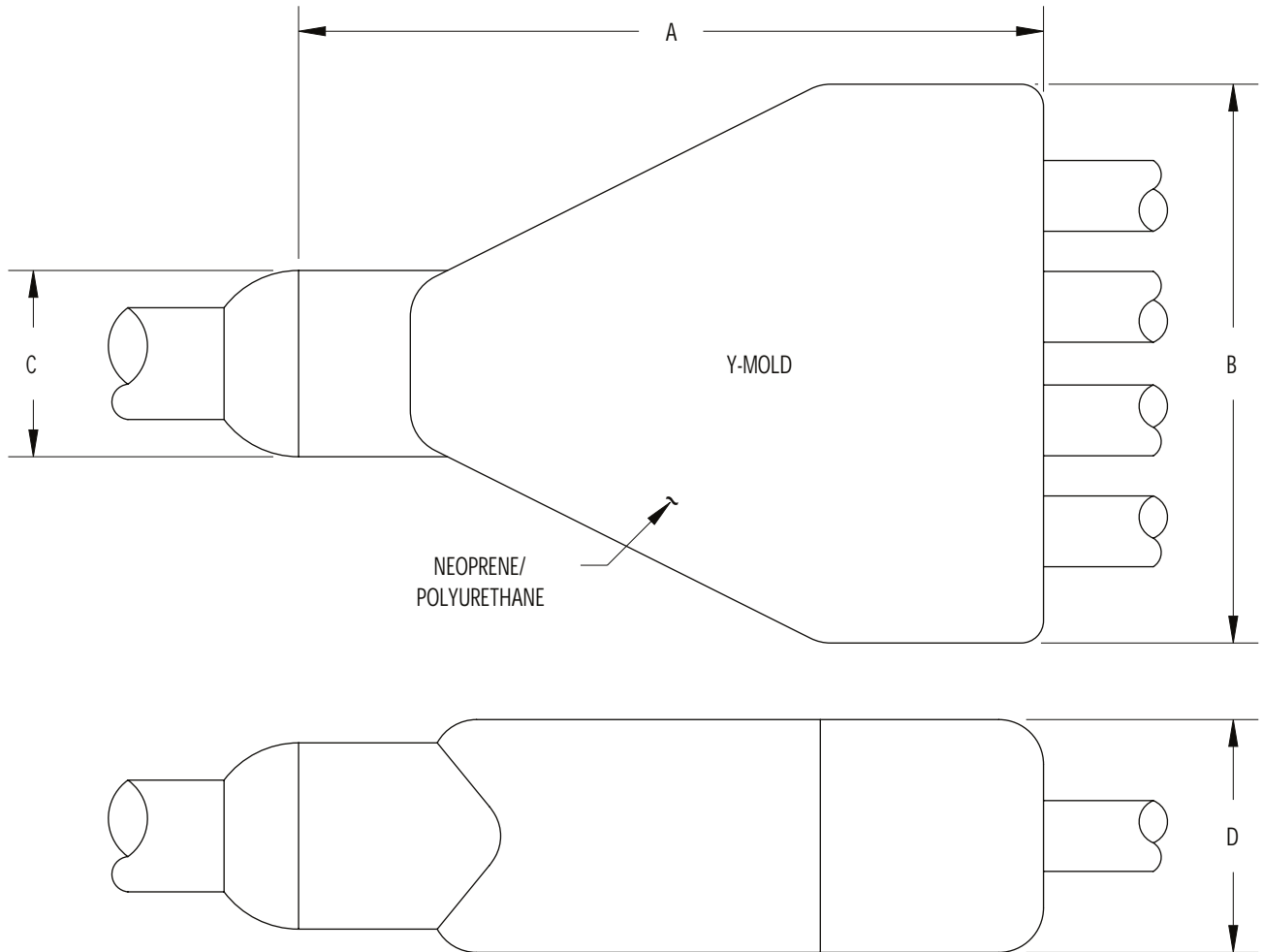


T-MOLDS					
SIZE	A	B	C	D	E
T-15	1.00	1.50	2.25	4.00	.75
T-20	1.50	2.00	3.25	5.45	1.36



SPlice MOLDS		
SIZE	F	G
SP-20	2.00	Ø.87
SP-30	3.00	Ø1.50
SP-40	4.00	Ø.87
SP-46	4.60	Ø1.14

SPlice MOLDS		
SIZE	F	G
SP-50	5.00	Ø.87
SP-50L	5.00	Ø1.40
SP-60	6.00	Ø2.00



Y-MOLDS				
SIZE	A	B	C	D
Y-20	3.00	2.00	.65	.75
Y-30	4.00	2.80	1.00	1.25
Y-35	4.34	3.50	1.00	1.50
Y-45	5.50	4.40	1.25	1.75
Y-60	6.60	6.00	1.50	2.00

SCALE NONE

**Rubber Molded
Inverted Rubber Molded**




▶ Usage
▶ Specs

- Molded neoprene inline connectors supplied on 24" length of #18 AWG SO cable ([RMA/VMA](#) supplied on 24" length of #20 AWG cable). Custom lengths and cable types available on request.
- Some polyurethane molded inline connectors also available.
- Glass reinforced epoxy bulkhead connectors available with solder pots or numbered Teflon leads. (G + K size also available with stainless steel / neoprene molded bulkhead connectors).
- Plastic or stainless steel locking sleeves.
- Low pressure (< 4000 PSI) and high pressure dummies available
- Field installable connectors available with tapered boot.
- Working voltage 600VDC
- Up to 10,000 PSI pressure rating in mated condition.
- Bulkhead connectors open face pressure rated to 5,000 PSI
- Contacts gold plated per MIL-G-45204


Connector	# of Contacts	Bulkhead Thread	PDF
XSA/XSB/RMA	1	1/4"-28, 5/16"-24	
XSG/RMG	1-6	3/4"-16, 1/2"-20	
AG306/AG206	6	1/2"-20	
LSG/LMG	3, 4, 6	9/16"-18, 1/2"-20	
XSK/RMK	1-8, 12	1"-14	
VSA/VSB/VMA	1	1/4"-28, 5/16"-24	



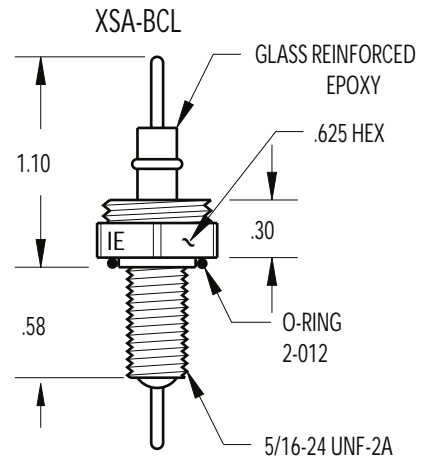
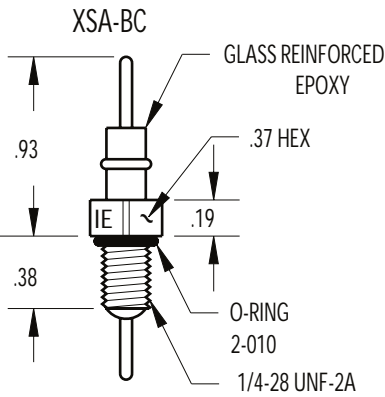
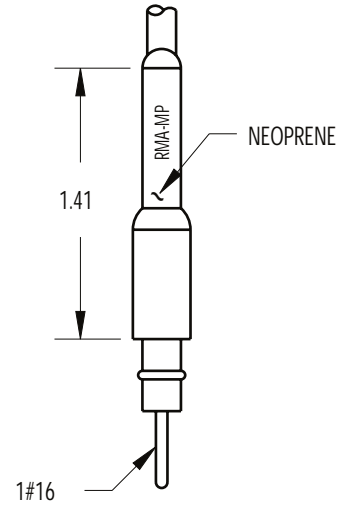
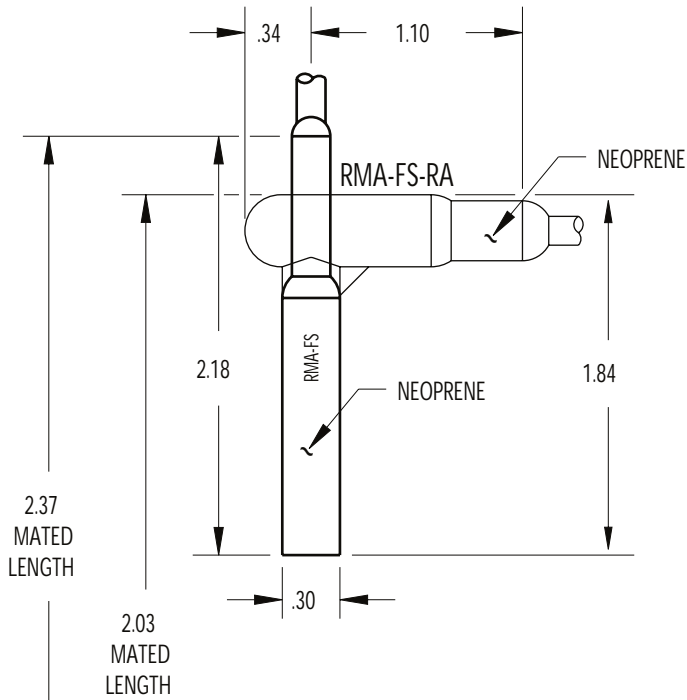
[VSF/VMF](#) 1-3 1/2"-20 

[VSG/VMG](#) 1-4 3/4"-16, 1/2"-20 

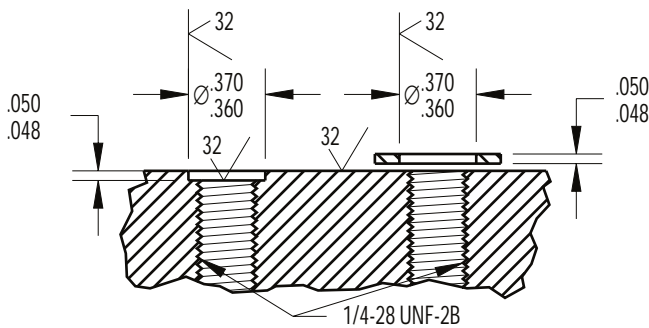
[VSK/VMK](#) 1-8, 12 1"-14 

Locking Sleeves 

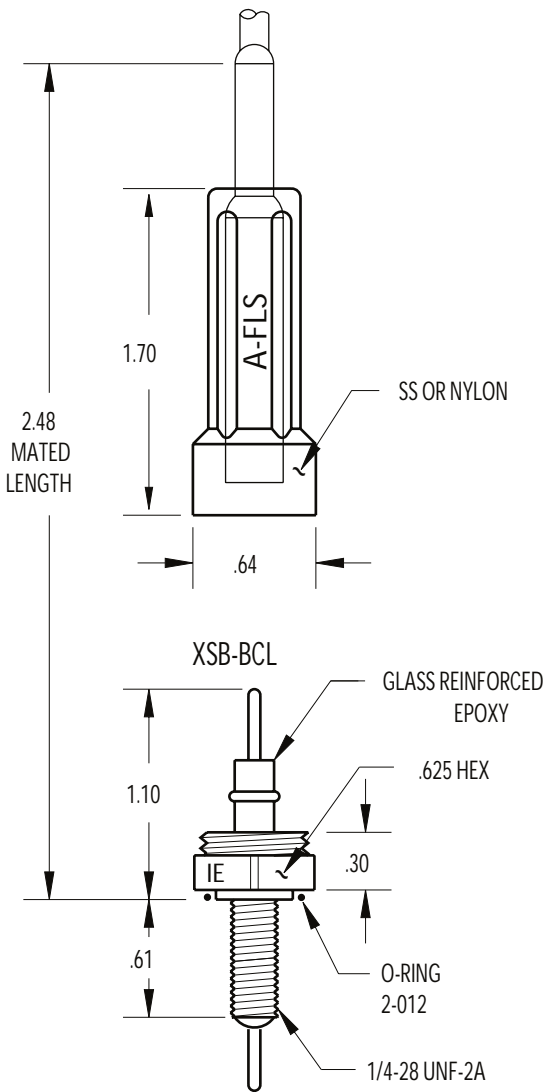
[Top](#)



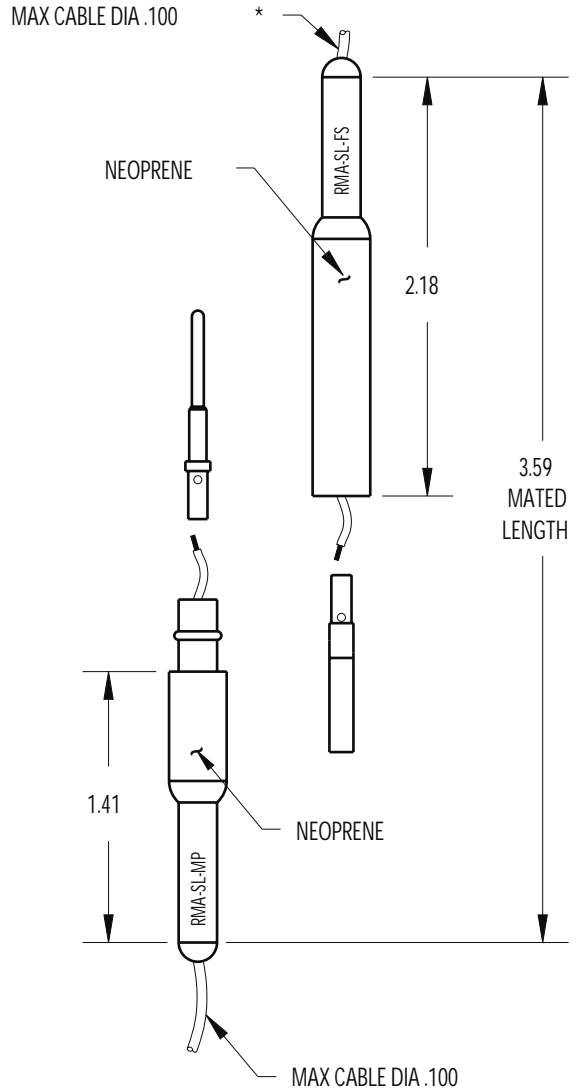
MOUNTING INSTRUCTIONS XSA-BC



RMA-FS W/LOCKING SLEEVE

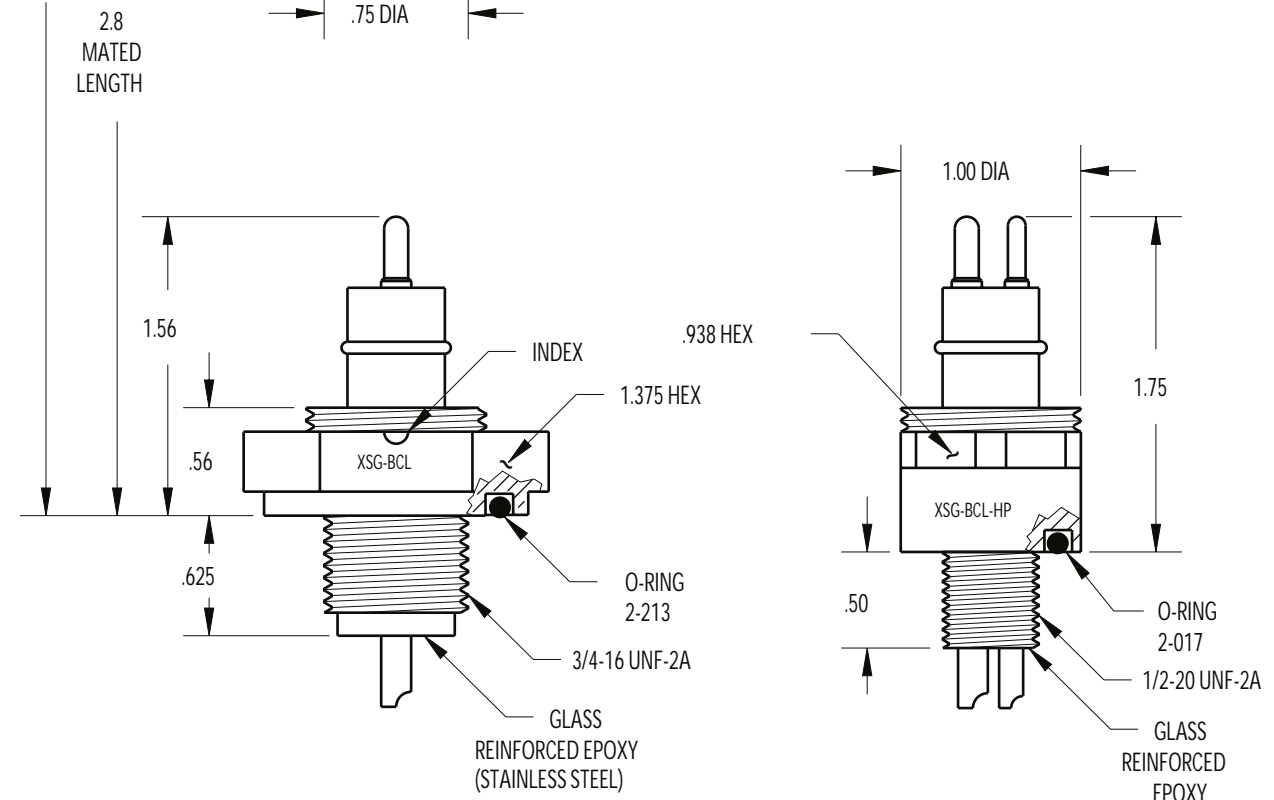
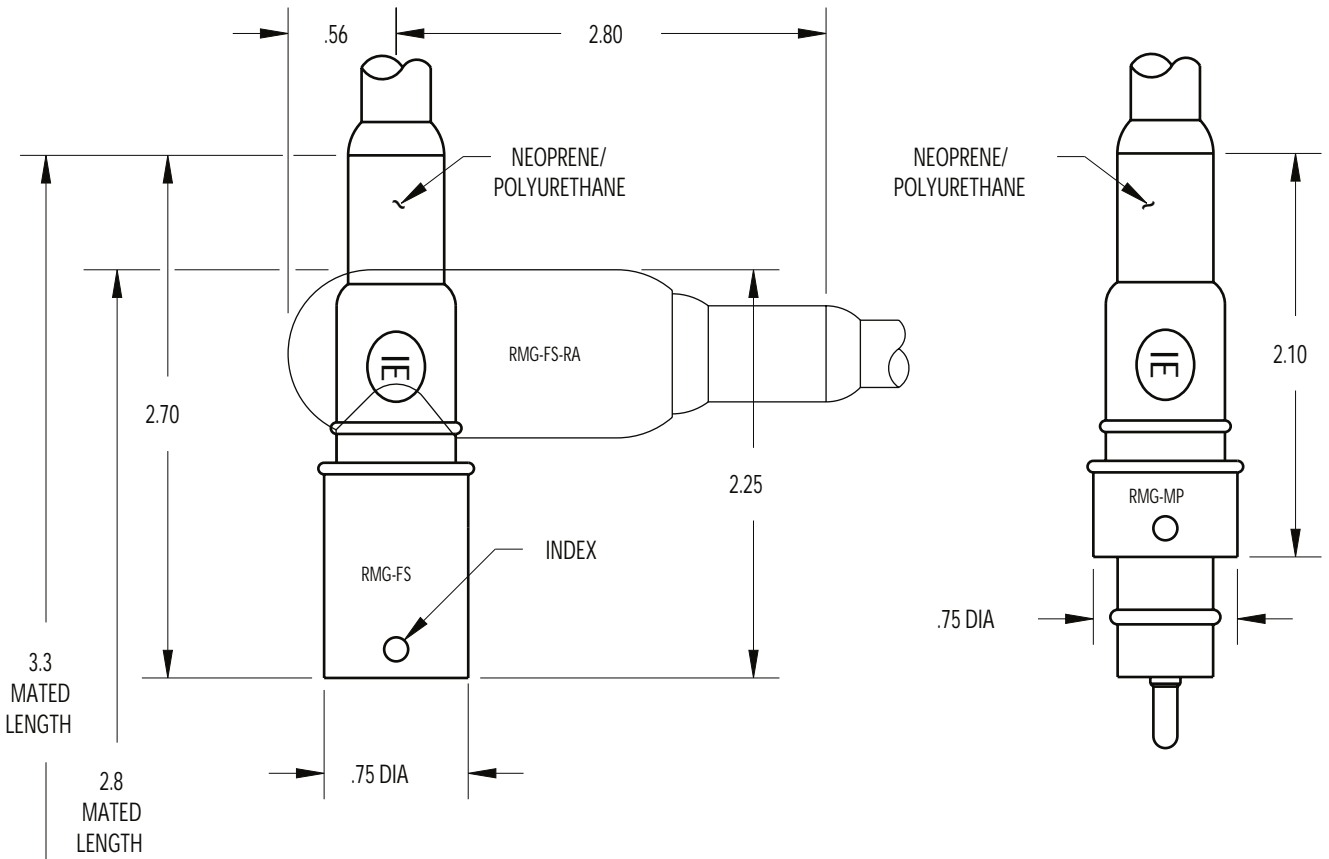


SLIP ON SERIES



MOUNTING TORQUE FOR XSA-BC, XSB-BCL	not to exceed 6 in/lbs	MOUNTING TORQUE FOR XSA-BCL	not to exceed 8 in/lbs
		MATED PRESSURE RATING (psi)	10,000
DUMMY PLUG FOR XSA-BC/BCL, XSB-BCL, RMA-MP		DUMMY PLUG FOR RMA-FS	
RMA-FSD		LOW PRESSURE < 4,000 psi	RMA-MPD-LP
		HIGH PRESSURE > 4,000 psi	RMA-MPD-HP

NOTE: Locking sleeves available in plastic or stainless steel, see Technical Bulletin 20 40.
* Must specify conductor diameter when ordering slip on series.

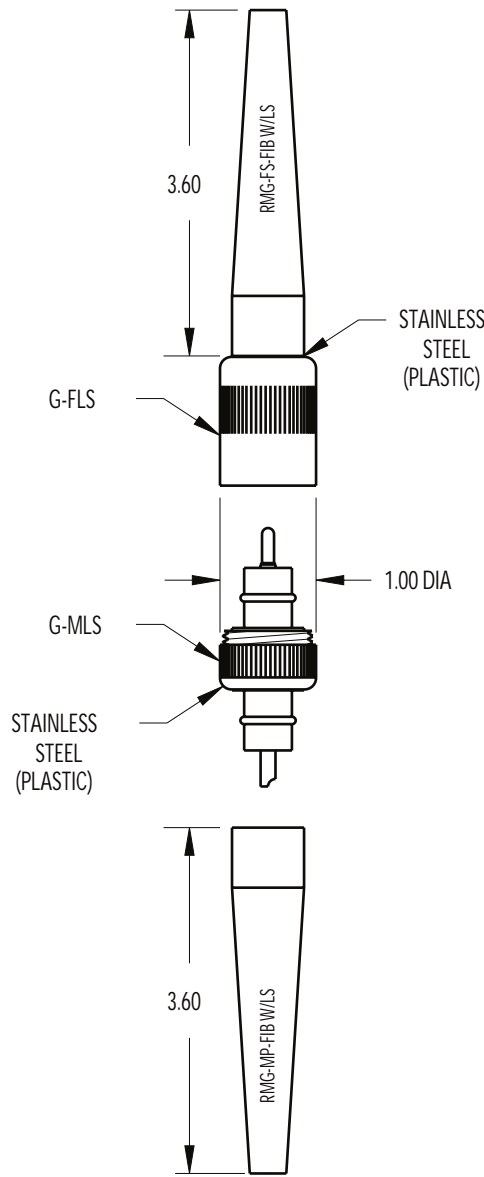
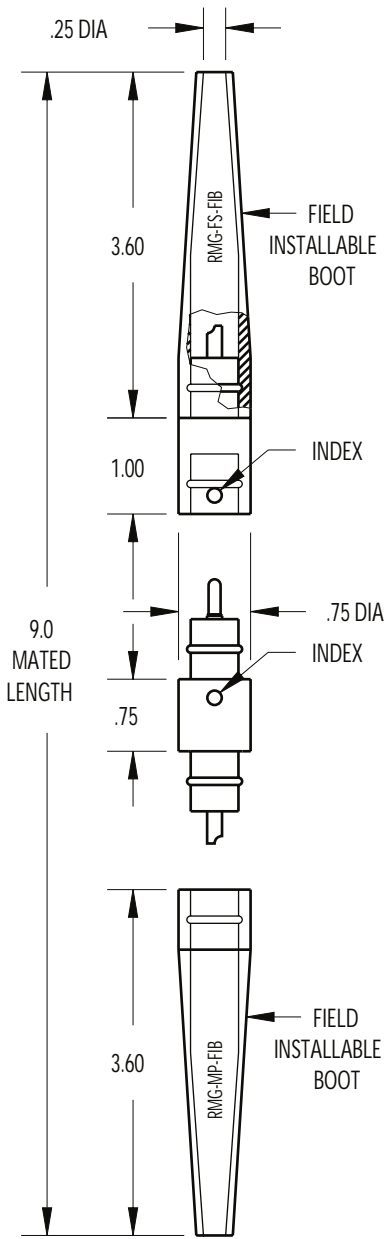


NOTE: 9/16-18 UNF-2A thread with 5/6 pin contact configuration.

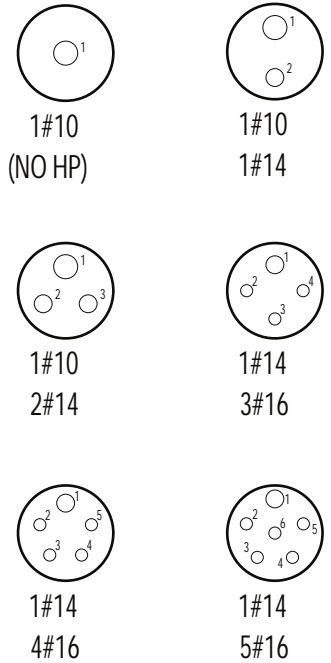
FIELD INSTALLABLE

FIELD INSTALLABLE

(w/ locking sleeve)



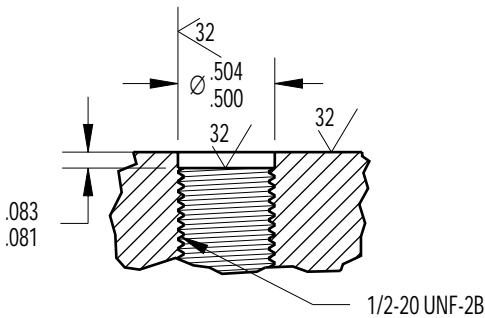
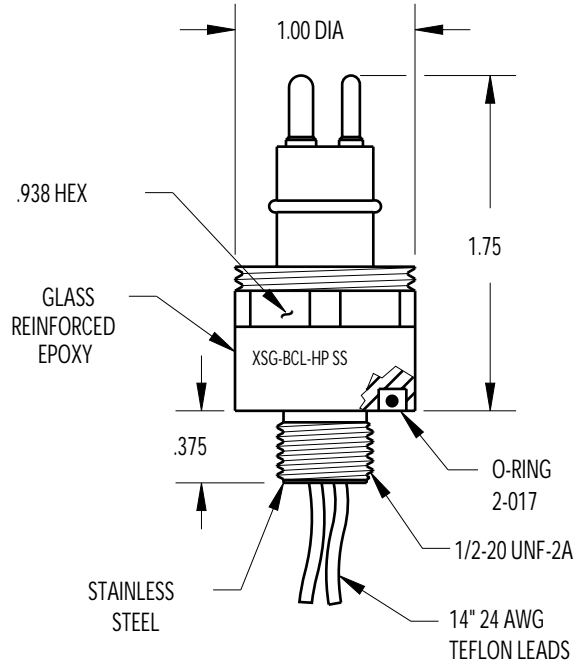
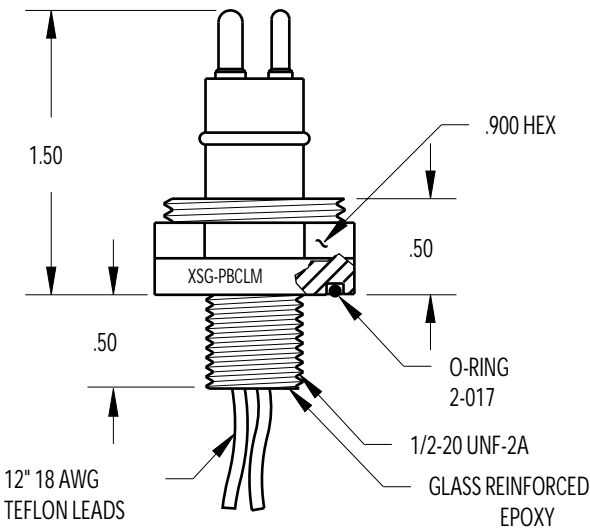
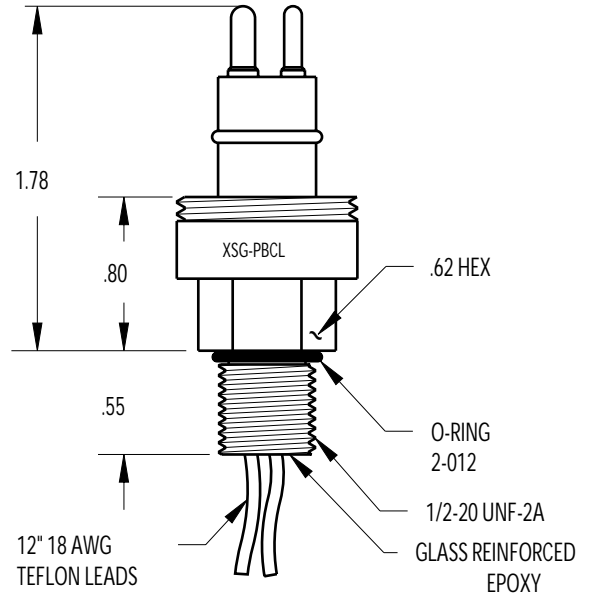
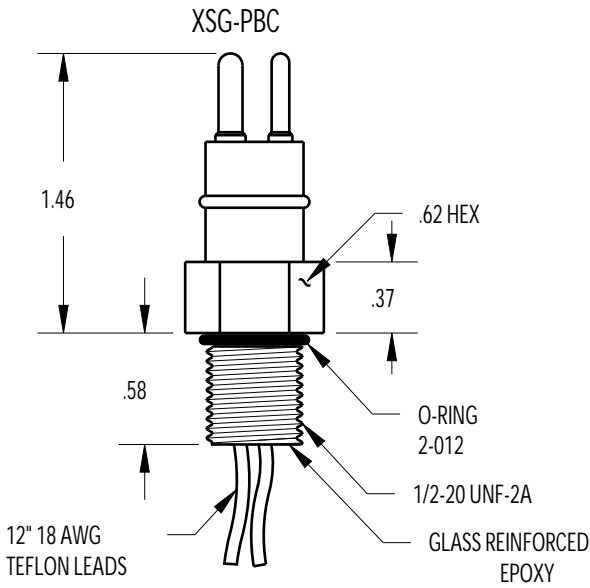
CONTACT
CONFIGURATION
(BCL FACE VIEWS)



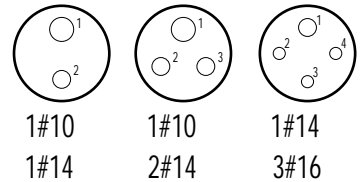
MOUNTING TORQUE FOR XSG-BCL	not to exceed 70 in/lbs	MATED PRESSURE RATING (psi) FOR XSG-BCL	10,000
MOUNTING TORQUE FOR XSG-BCL-HP	not to exceed 18 in/lbs	MATED PRESSURE RATING (psi) FOR XSG-BCL-HP	10,000
DUMMY PLUG FOR XSG-BCL, RMG-MP, RMG-BCL		DUMMY PLUG FOR RMG-FS	
RMG-*-FSD		LOW PRESSURE < 4,000 psi	RMG-MPD-LP
		HIGH PRESSURE > 4,000 psi	RMG-*-MPD-HP

NOTE: Locking sleeves available in plastic or stainless steel, see Technical Bulletin 20 40.

* Please specify number of contacts.



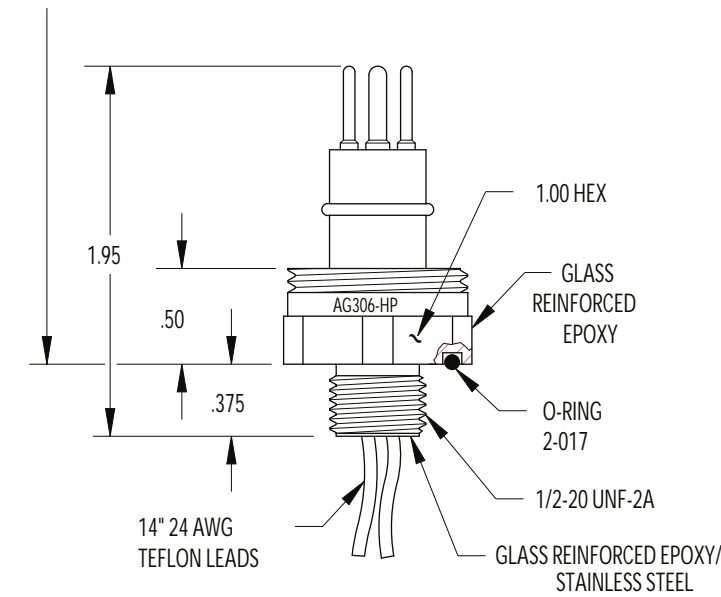
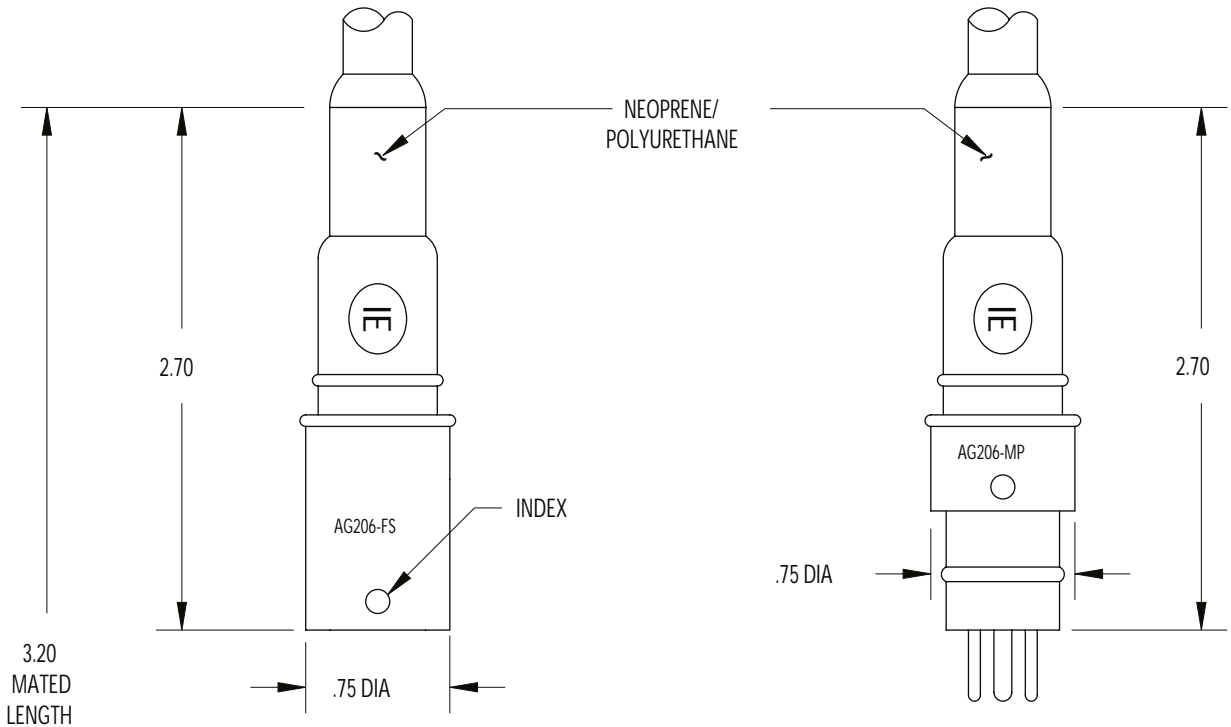
CONTACT
CONFIGURATION
(BCL FACE VIEWS)



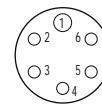
MOUNTING INSTRUCTIONS

MOUNTING TORQUE FOR XSG-PBC/PBCL/PBCLM	not to exceed 15 in/lbs	MATED PRESSURE RATING (psi) FOR XSG-PBC/PBCL/PBCLM	10,000
MOUNTING TORQUE FOR RMG-BCL	not to exceed 130 in/lbs	MATED PRESSURE RATING (psi) FOR RMG-BCL	10,000

NOTE: See Technical Bulletin 20 21 for dummy specifications.

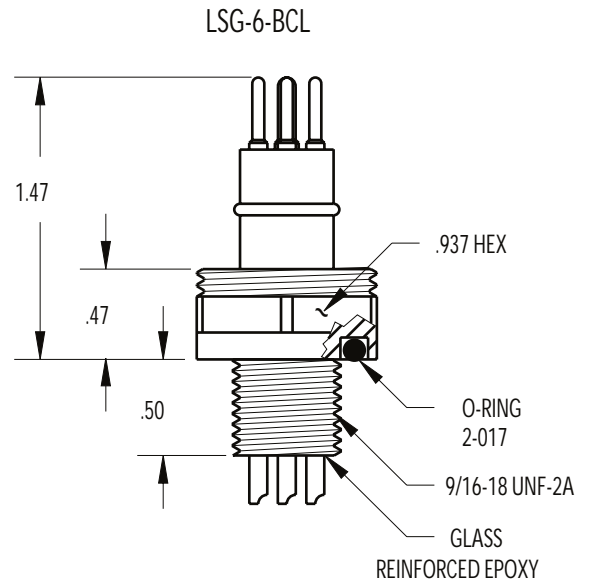
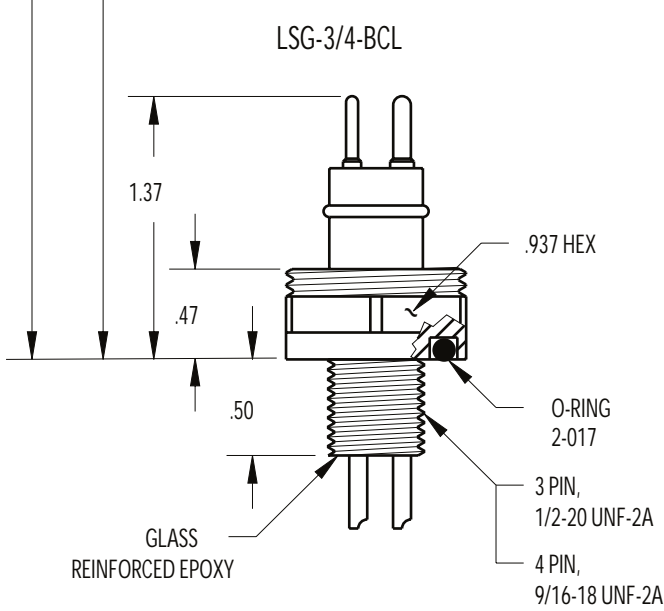
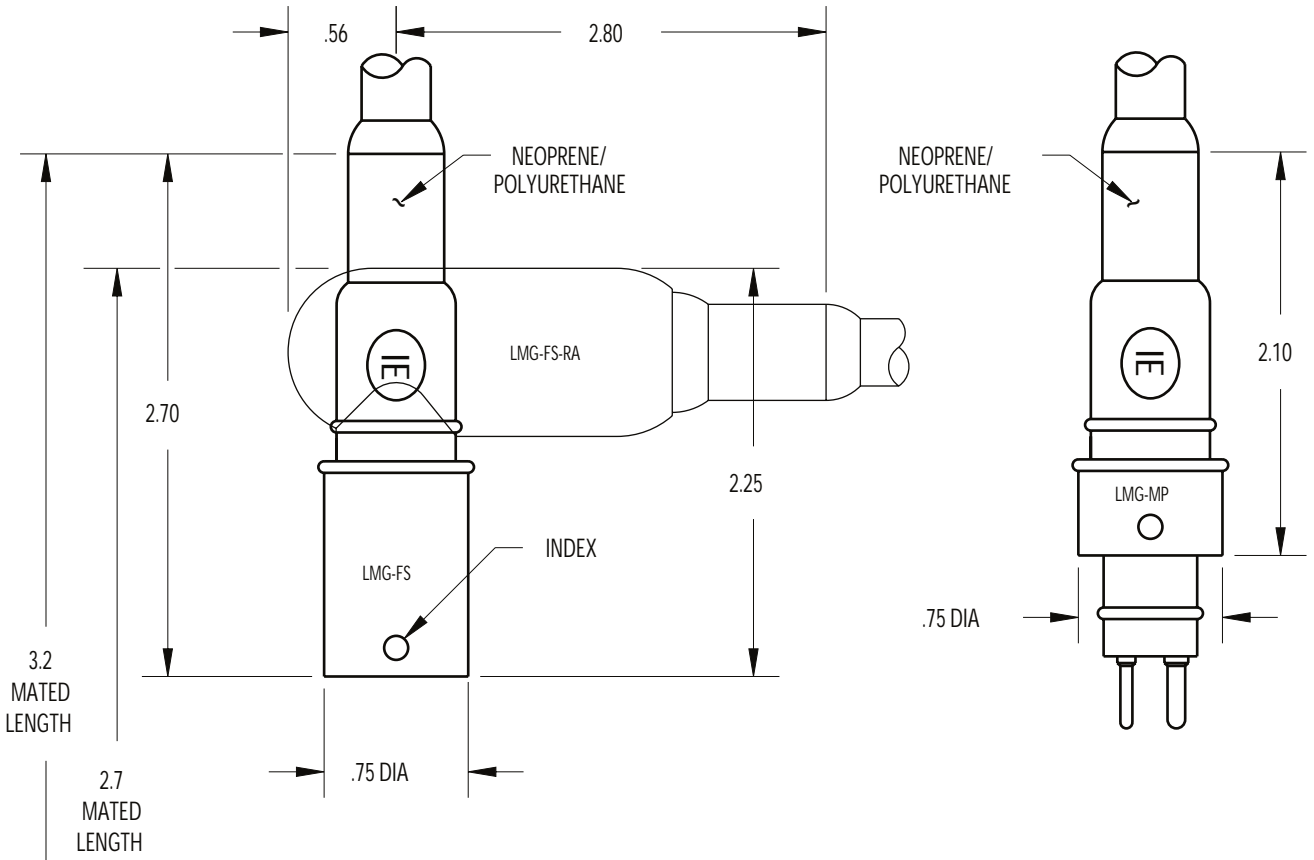


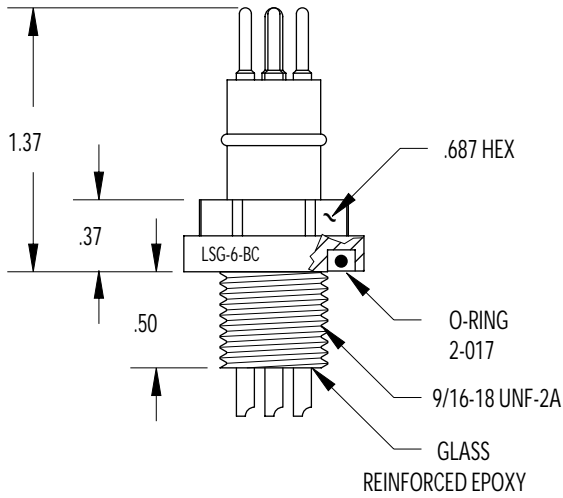
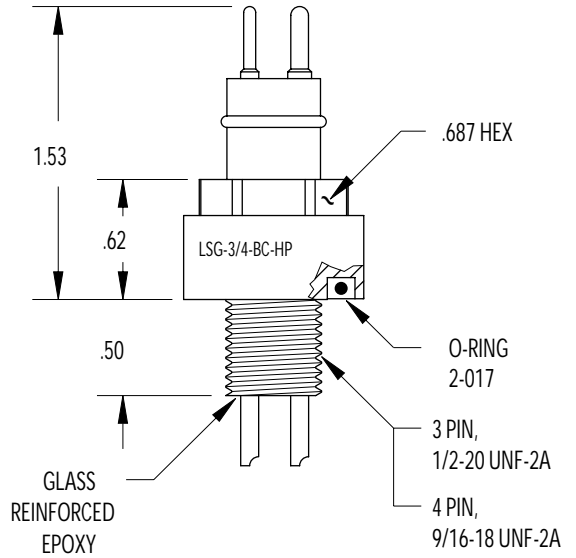
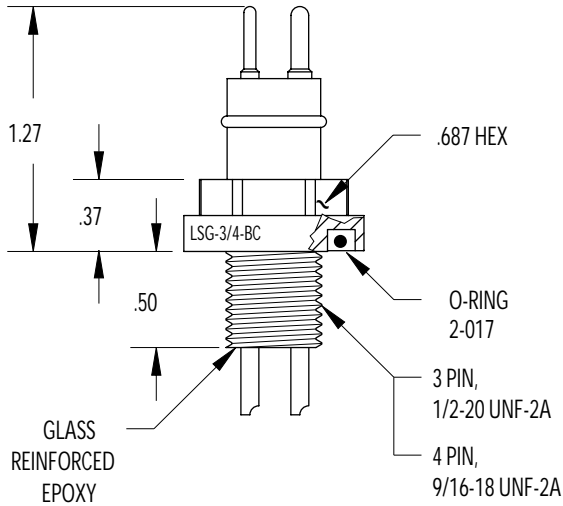
CONTACT
CONFIGURATION
AG-206/306 ONLY
(FACE VIEW-BCL)



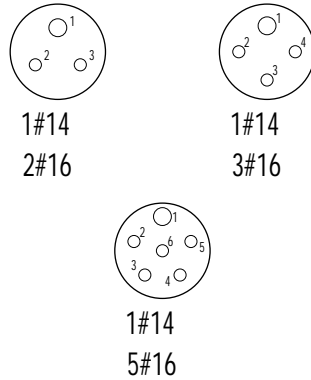
1#14
5#16

MOUNTING TORQUE FOR AG-306	not to exceed 15 in/lbs	MATED PRESSURE RATING (PSI)	10,000
DUMMY PLUG FOR AG-306		DUMMY PLUG FOR AG-206-FS	
AG-206-FSD		LOW PRESSURE < 4,000 psi	AG-206-MPD-LP
		HIGH PRESSURE > 4,000 psi	AG-206-MPD-HP
NOTE: Locking sleeves available in plastic or stainless steel, see Tech. Bulletin 20 40.			

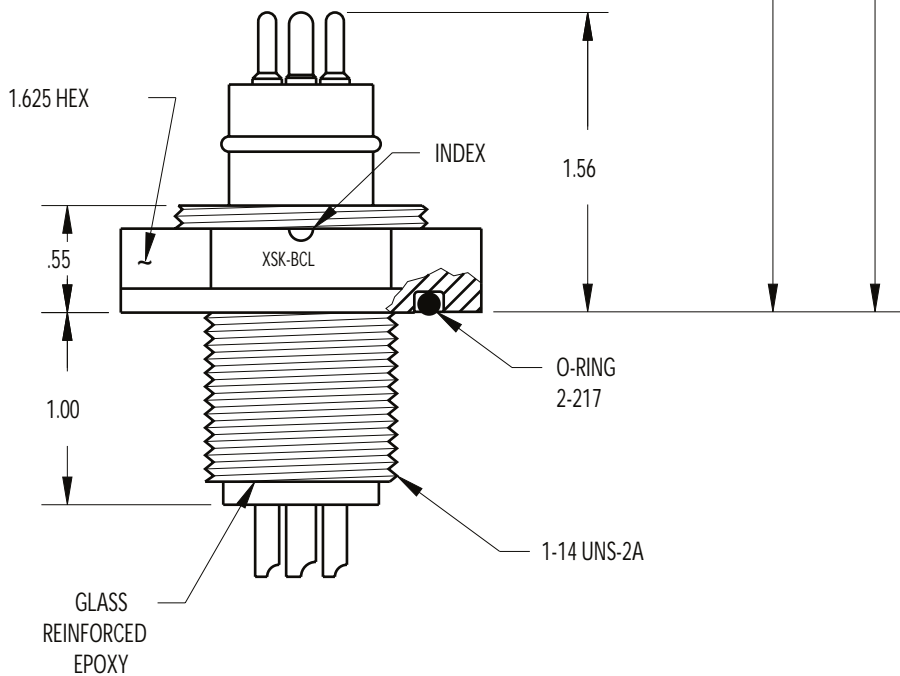
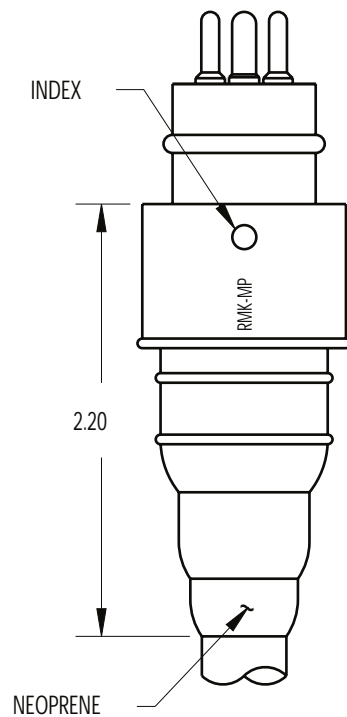
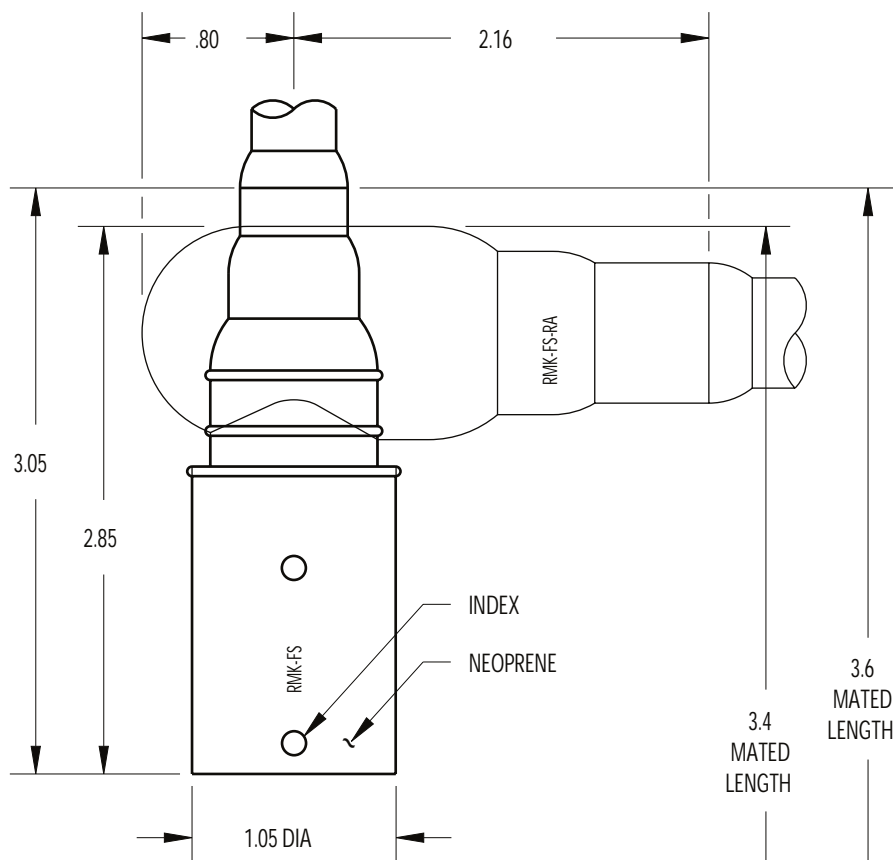




**CONTACT
CONFIGURATION**
(BCL FACE VIEWS)

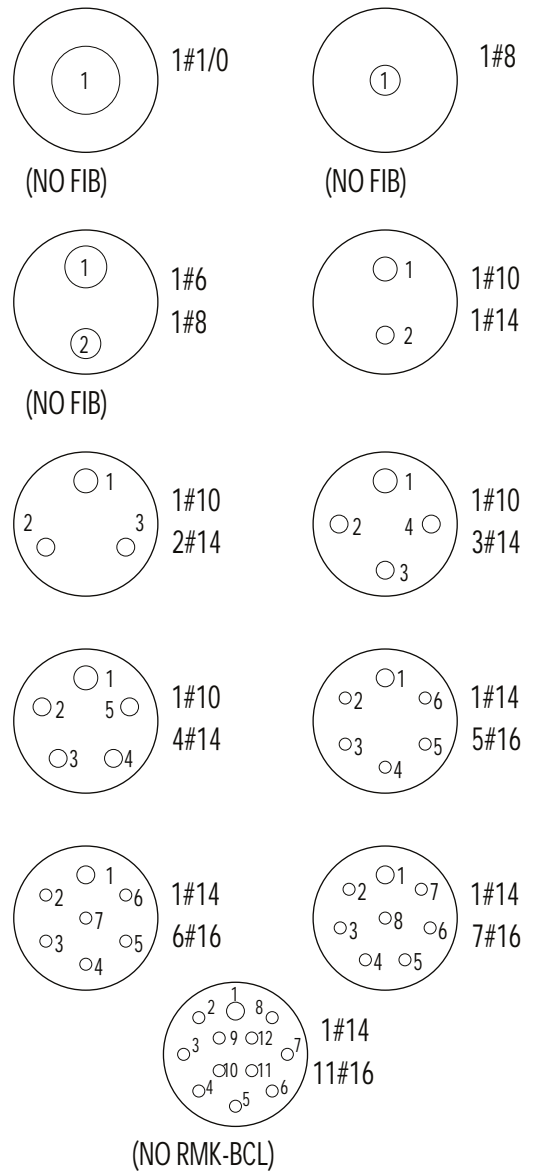
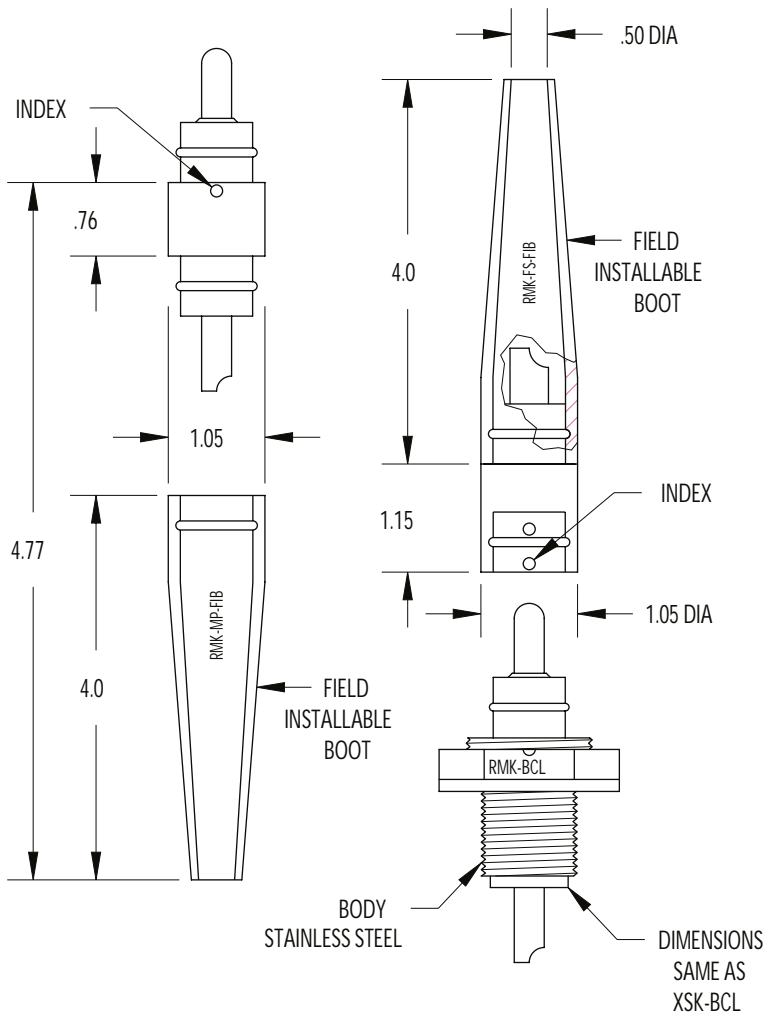


MOUNTING TORQUE FOR LSG-BCL/BC	not to exceed 18 in/lbs	MATED PRESSURE RATING (psi) FOR LSG-BCL/BC	3,000
MOUNTING TORQUE FOR LSG-BC-HP	not to exceed 18 in/lbs	MATED PRESSURE RATING (psi) FOR LSG-BC-HP	10,000
DUMMY PLUG FOR LSG-BCL/BC/BC-HP, LMG-MP		DUMMY PLUG FOR LMG-FS	
LMG-*-FSD	LOW PRESSURE < 4,000 psi	LMG-*-MPD-LP	
	HIGH PRESSURE > 4,000 psi	LMG-*-MPD-HP	
NOTE: Locking sleeves available in plastic or stainless steel, see Technical Bulletin 20 40. * Please specify number of contacts.			

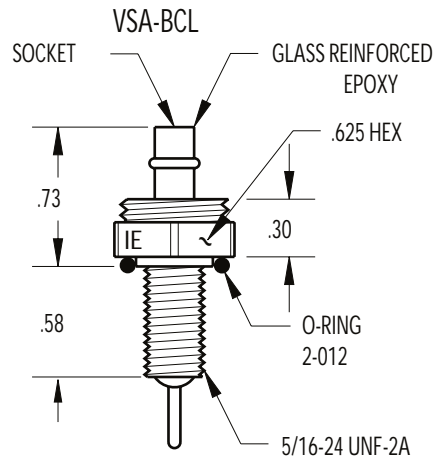
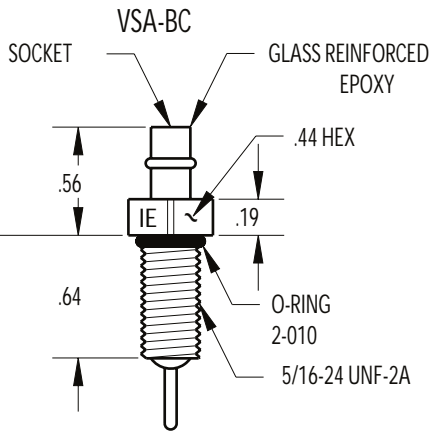
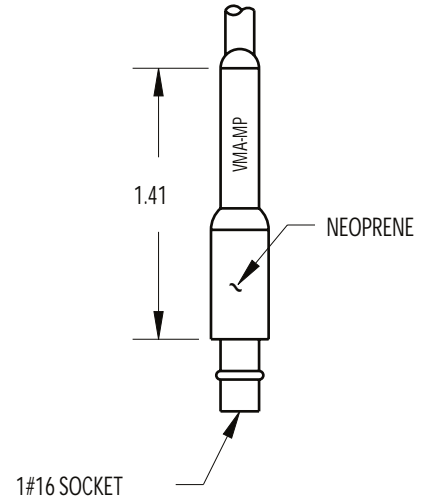
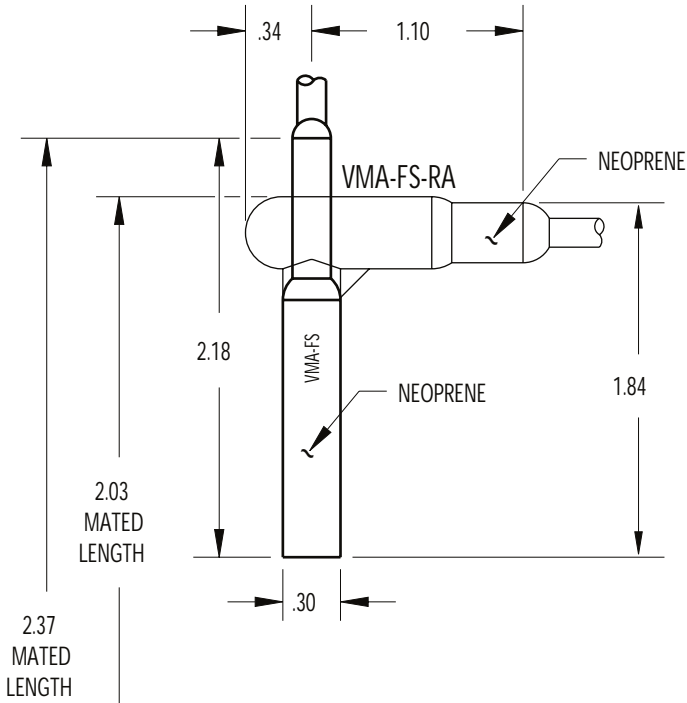


FIELD INSTALLABLE

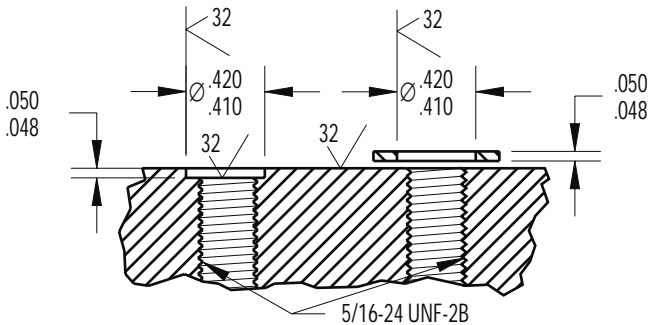
CONTACT
CONFIGURATION
(BCL FACE VIEWS)



MOUNTING TORQUE FOR XSK-BCL	not to exceed 130 in/lbs	MATED PRESSURE RATING (psi) FOR XSK-BCL	10,000
MOUNTING TORQUE FOR RMK-BCL	not to exceed 150 in/lbs	MATED PRESSURE RATING (psi) FOR RMK-BCL	10,000
DUMMY PLUG FOR XSK-BCL, RMK-MP, RMK-BCL		DUMMY PLUG FOR RMK-FS	
RMK- *-FSD	LOW PRESSURE < 4,000 psi	RMK-MPD-LP	
	HIGH PRESSURE > 4,000 psi	RMK- *-MPD-HP	
NOTE: Locking sleeves available in plastic or stainless steel, see Technical Bulletin 20 40. * Please specify number of contacts.			

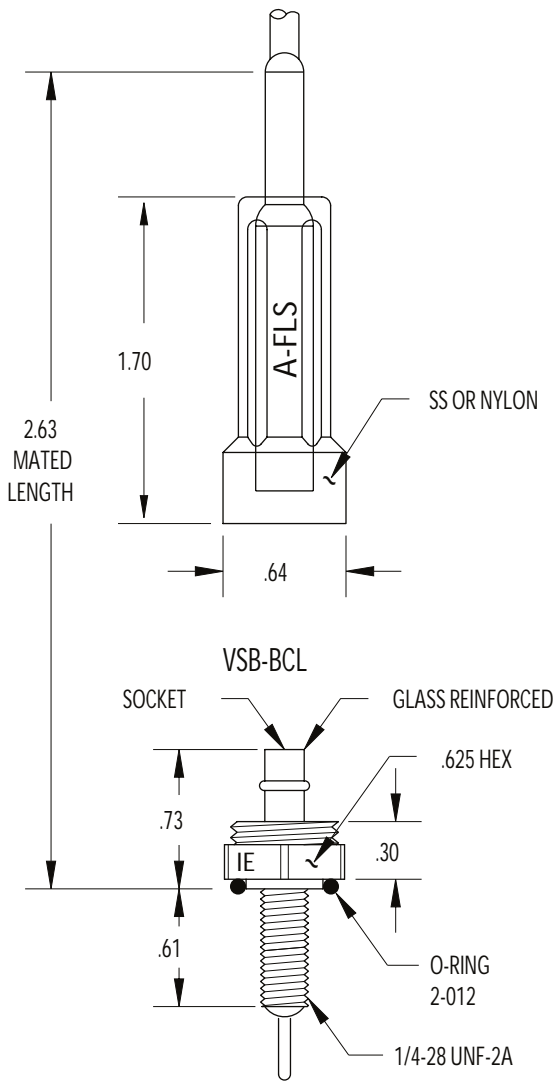


MOUNTING INSTRUCTIONS VSA-BC

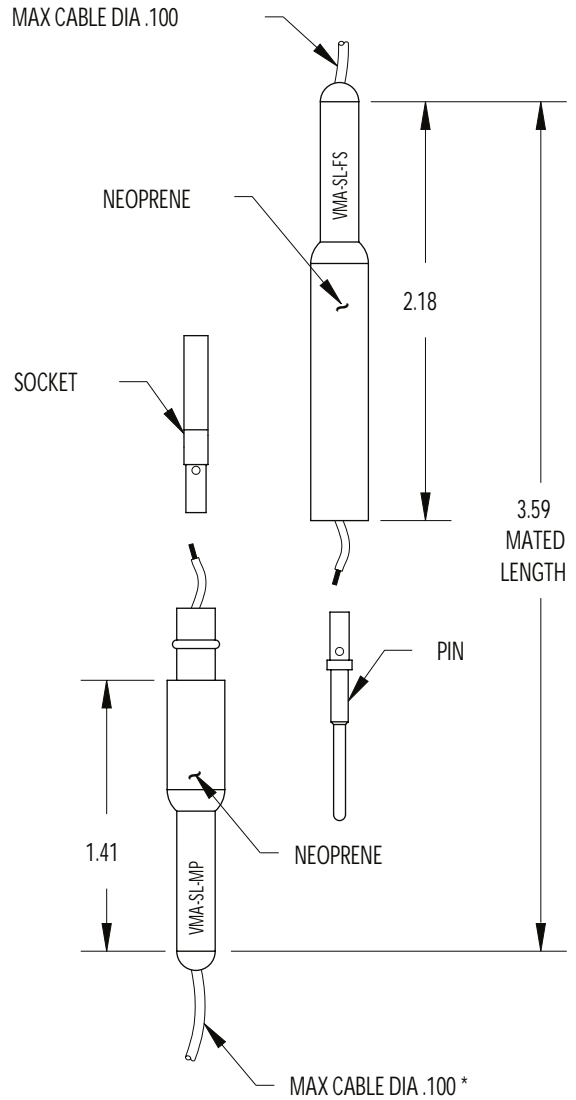


SCALE 1:1

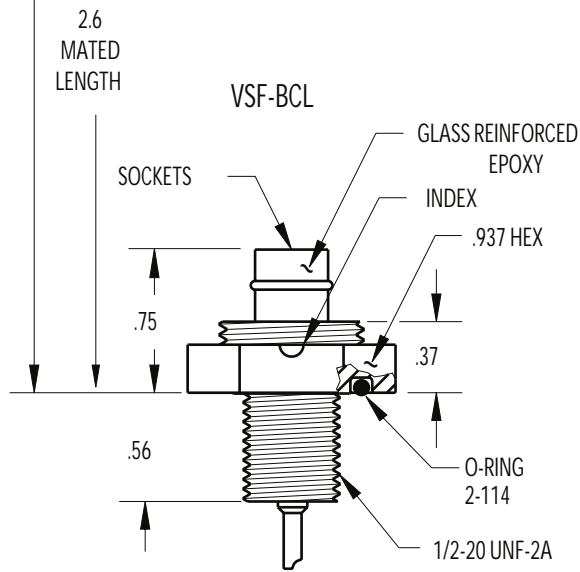
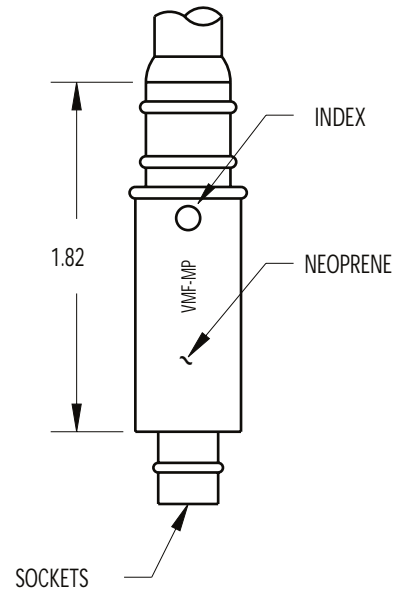
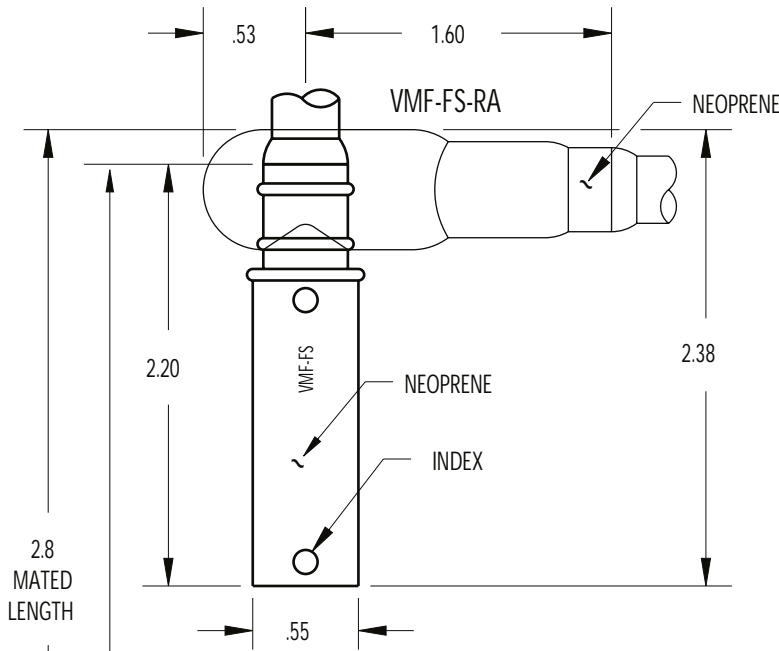
VMA-FS W/LOCKING SLEEVE



SLIP ON SERIES



MOUNTING TORQUE FOR VSA-BC	not to exceed 5 in/lbs	MOUNTING TORQUE FOR VSA-BCL	not to exceed 8 in/lbs
MOUNTING TORQUE FOR VSB-BCL	not to exceed 6 in/lbs	MATED PRESSURE RATING (psi)	10,000
DUMMY PLUG FOR VSA-BC, VSA-BCL, VSB-BCL, VMA-MP		DUMMY PLUG FOR VMA-FS	
LOW PRESSURE < 4,000 psi	VMA-FSD-LP	VMA-MPD	
HIGH PRESSURE > 4,000 psi	VMA-FSD-HP		
NOTE: Locking sleeves available in plastic or stainless steel, see Tech. Bulletin 25 50. * Must specify conductor diameter when ordering slip on series.			



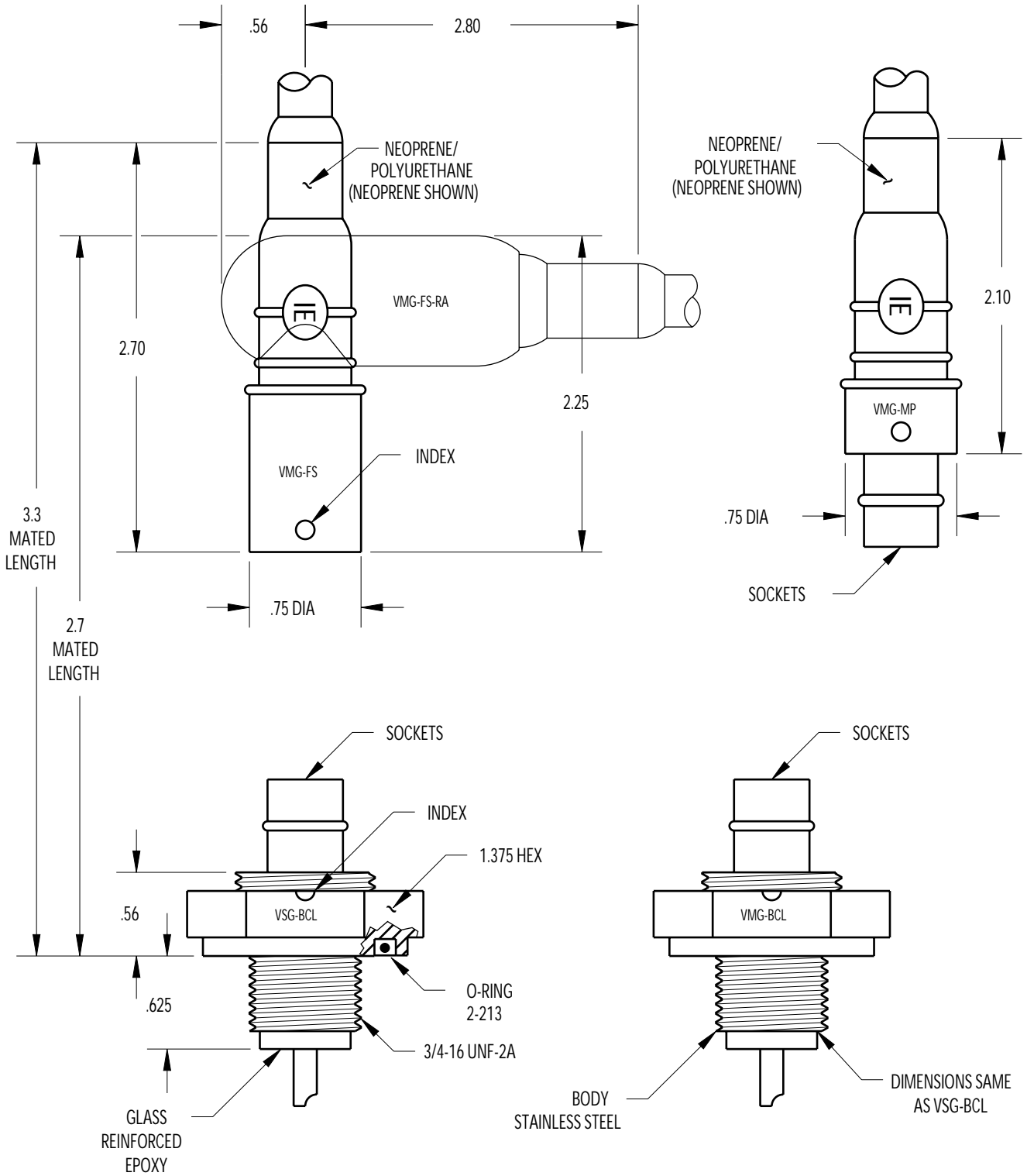
CONTACT
CONFIGURATION
(BCL FACE VIEWS)

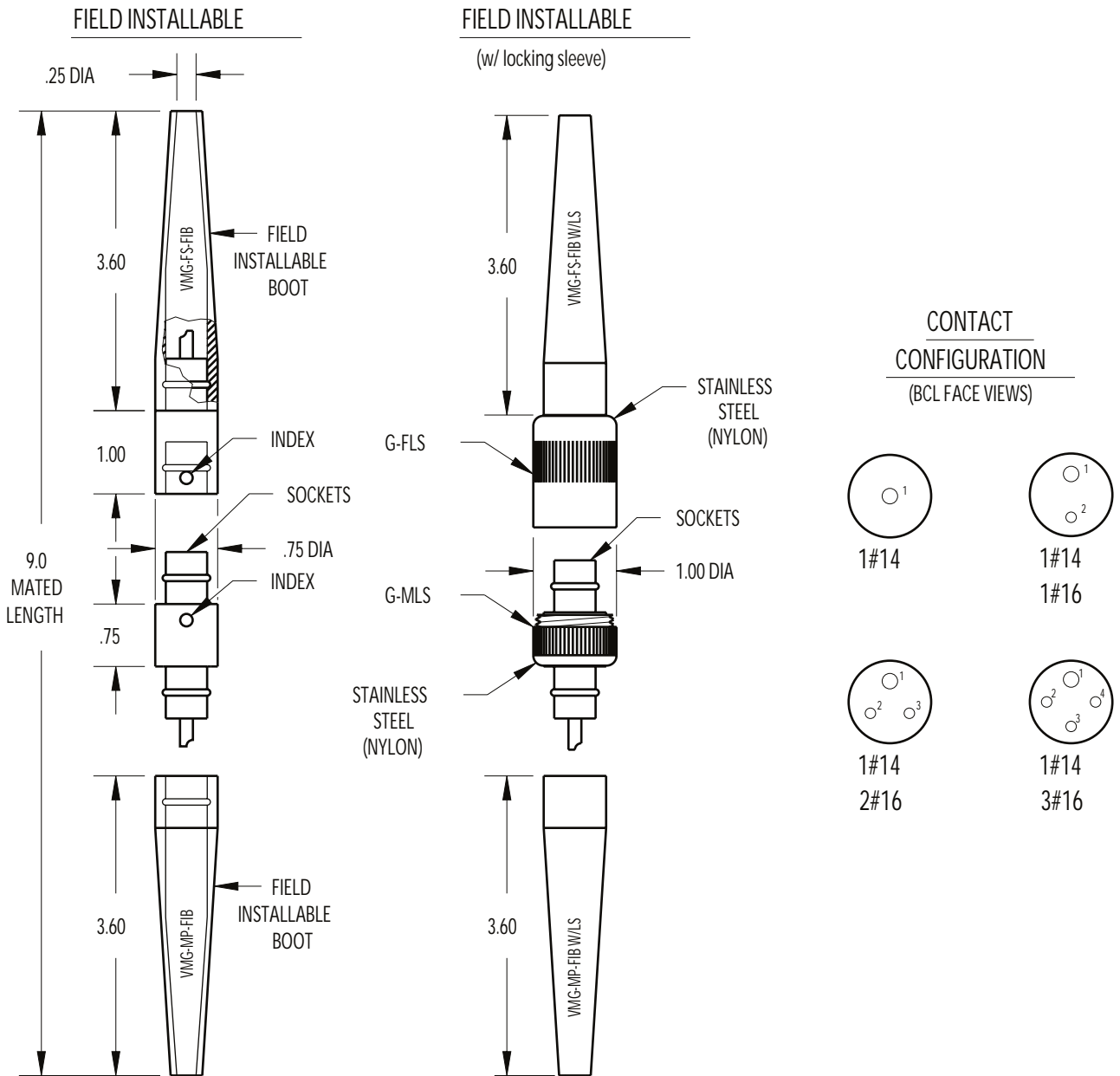


1#20



MOUNTING TORQUE FOR BCL	not to exceed 15 in/lbs	MATED PRESSURE RATING (psi)	10,000
DUMMY PLUG FOR VSF-BCL, VMF-MP		DUMMY PLUG FOR VMF-FS	
LOW PRESSURE < 4,000 psi	VMF-FSD-LP	VMF-*-MPD	
HIGH PRESSURE > 4,000 psi	VMF-*-FSD-HP		
NOTE: Locking sleeves available in plastic, see Technical Bulletin 25 50. * Please specify number of contacts.			

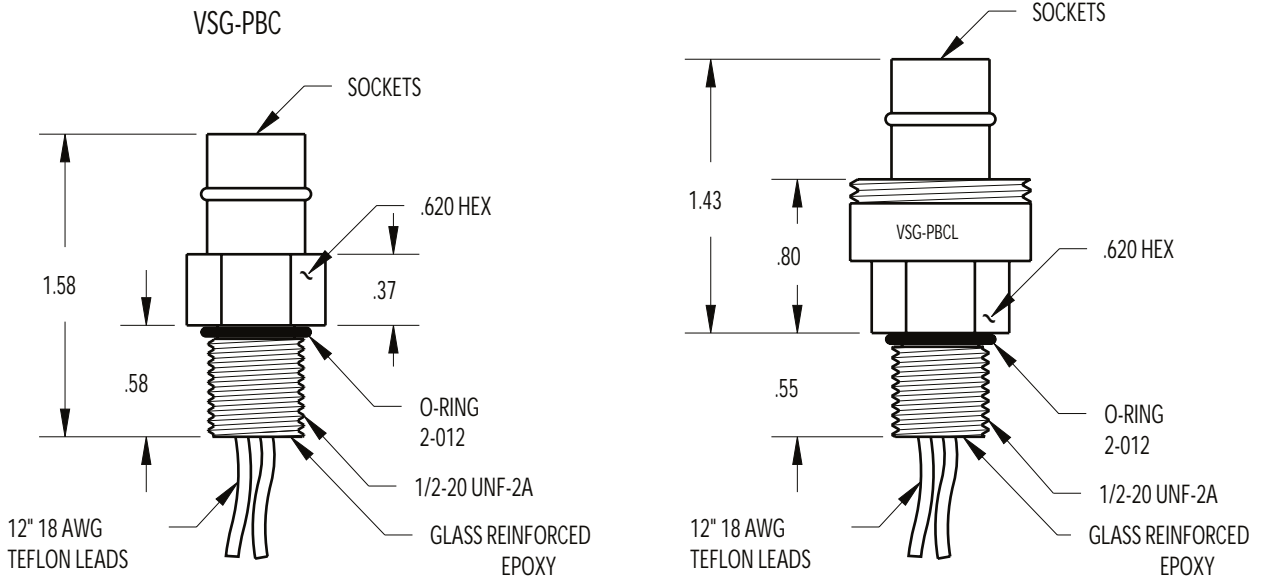




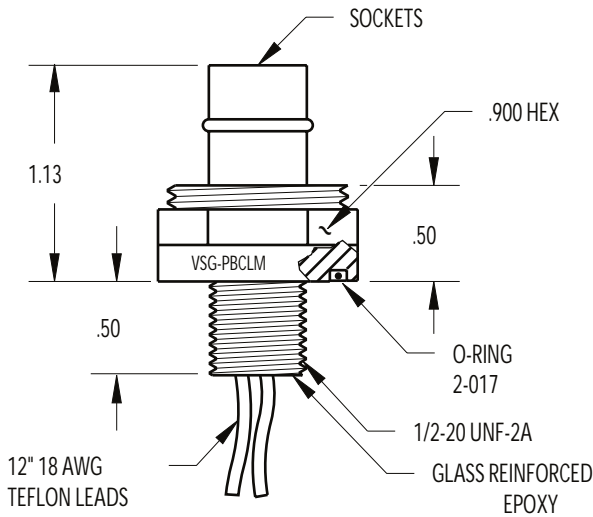
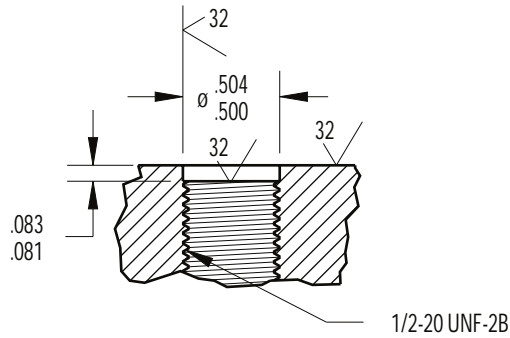
MOUNTING TORQUE FOR VSG-BCL	not to exceed 70 in/lbs	MATED PRESSURE RATING (psi) FOR VSG-BCL	10,000
MOUNTING TORQUE FOR VMG-BCL	not to exceed 100 in/lbs	MATED PRESSURE RATING (psi) FOR VMG-BCL	10,000
DUMMY PLUG FOR VSG-BCL/PBC/PBCL/PBCLM, VMG-BCL, VMG-MP		DUMMY PLUG FOR VMG-FS	
LOW PRESSURE < 4,000 psi	VMG-FSD-LP	VMG- * -MPD	
HIGH PRESSURE > 4,000 psi	VMG- * -FSD-HP		

NOTE: Locking sleeves available in plastic or stainless steel, see Technical Bulletin 25 50.

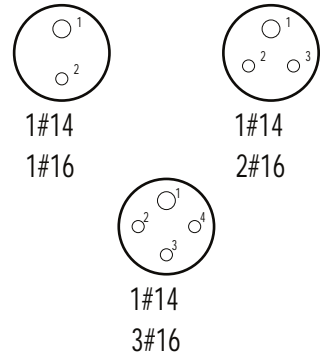
* Please specify number of contacts.



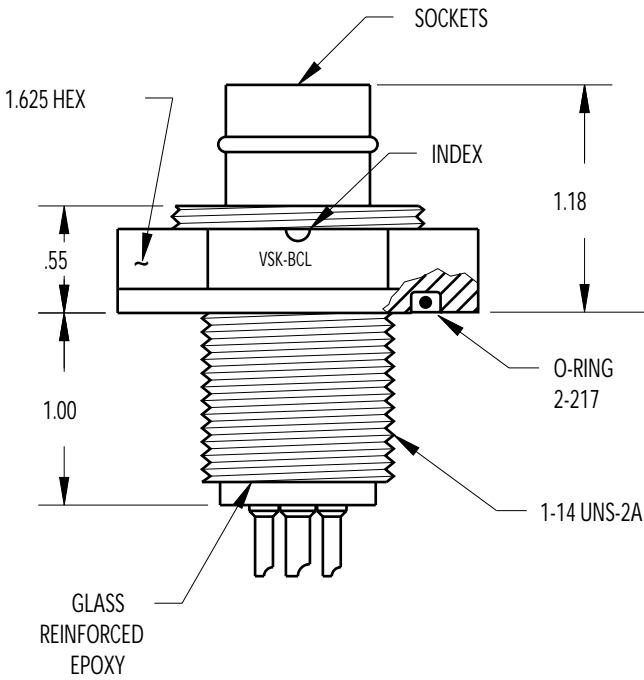
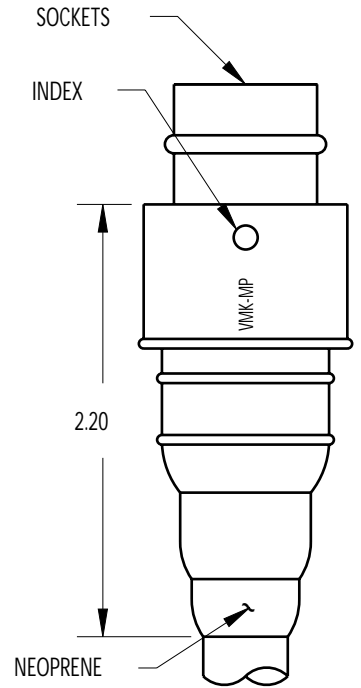
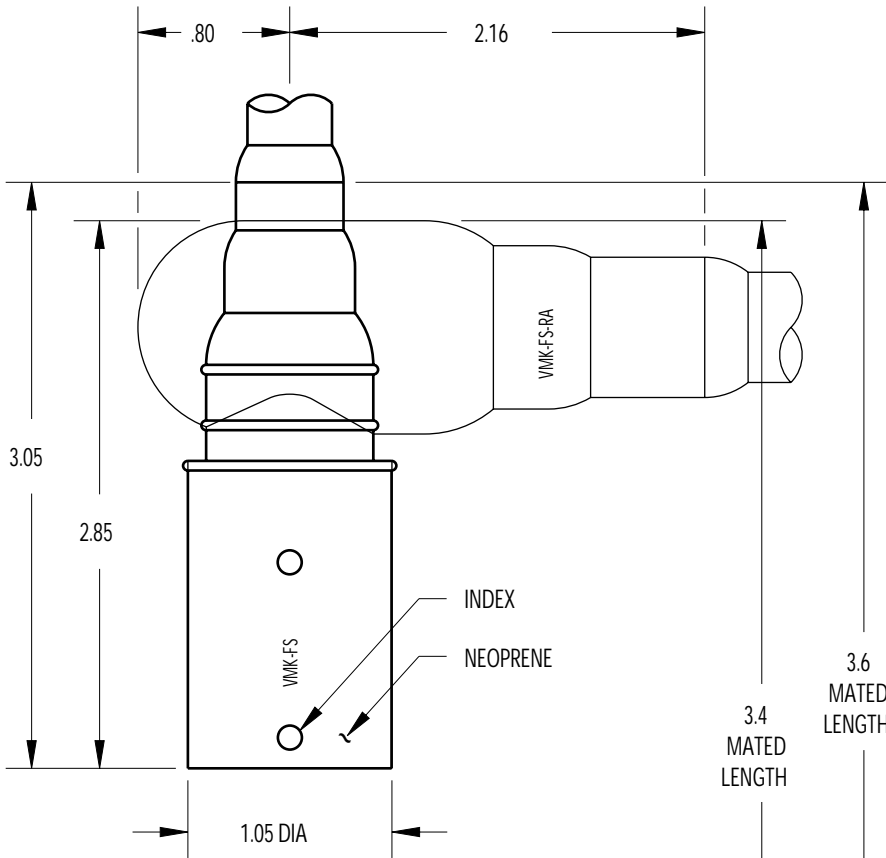
MOUNTING INSTRUCTIONS



CONTACT
CONFIGURATION
(BCL FACE VIEWS)

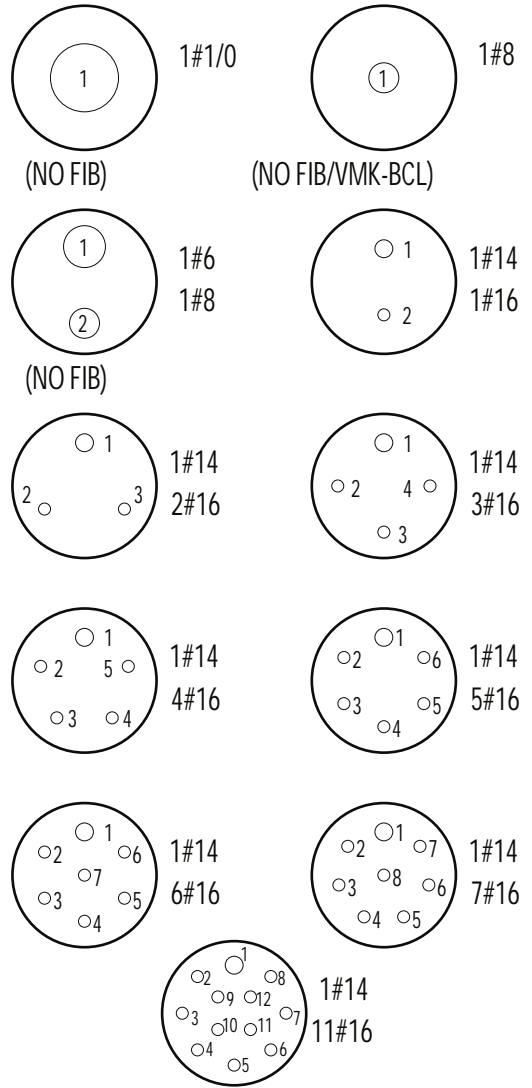
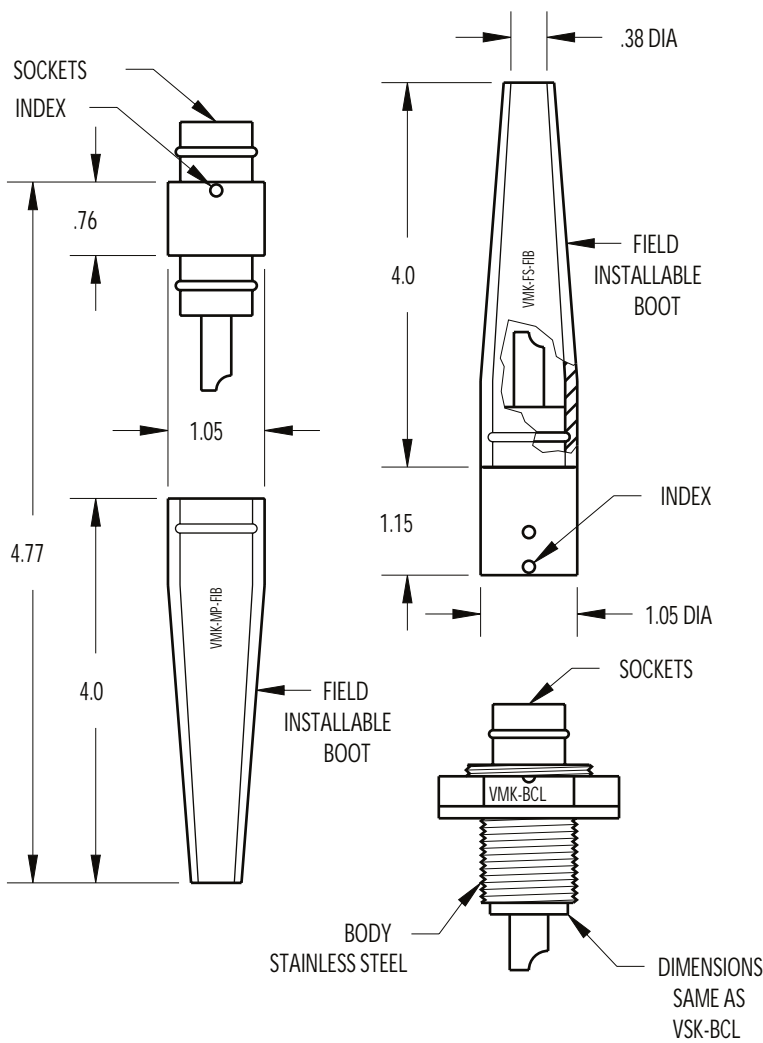


MOUNTING TORQUE FOR VSG-PBC/PBCL/PBCLM	not to exceed 15 in/lbs	MATED PRESSURE RATING (psi) FOR VSG-PBC/PBCL/PBCLM	5,000
NOTE: See Technical Bulletin 25 31 for dummy specifications.			



FIELD INSTALLABLE

CONTACT
CONFIGURATION
(FACE VIEW-BCL)



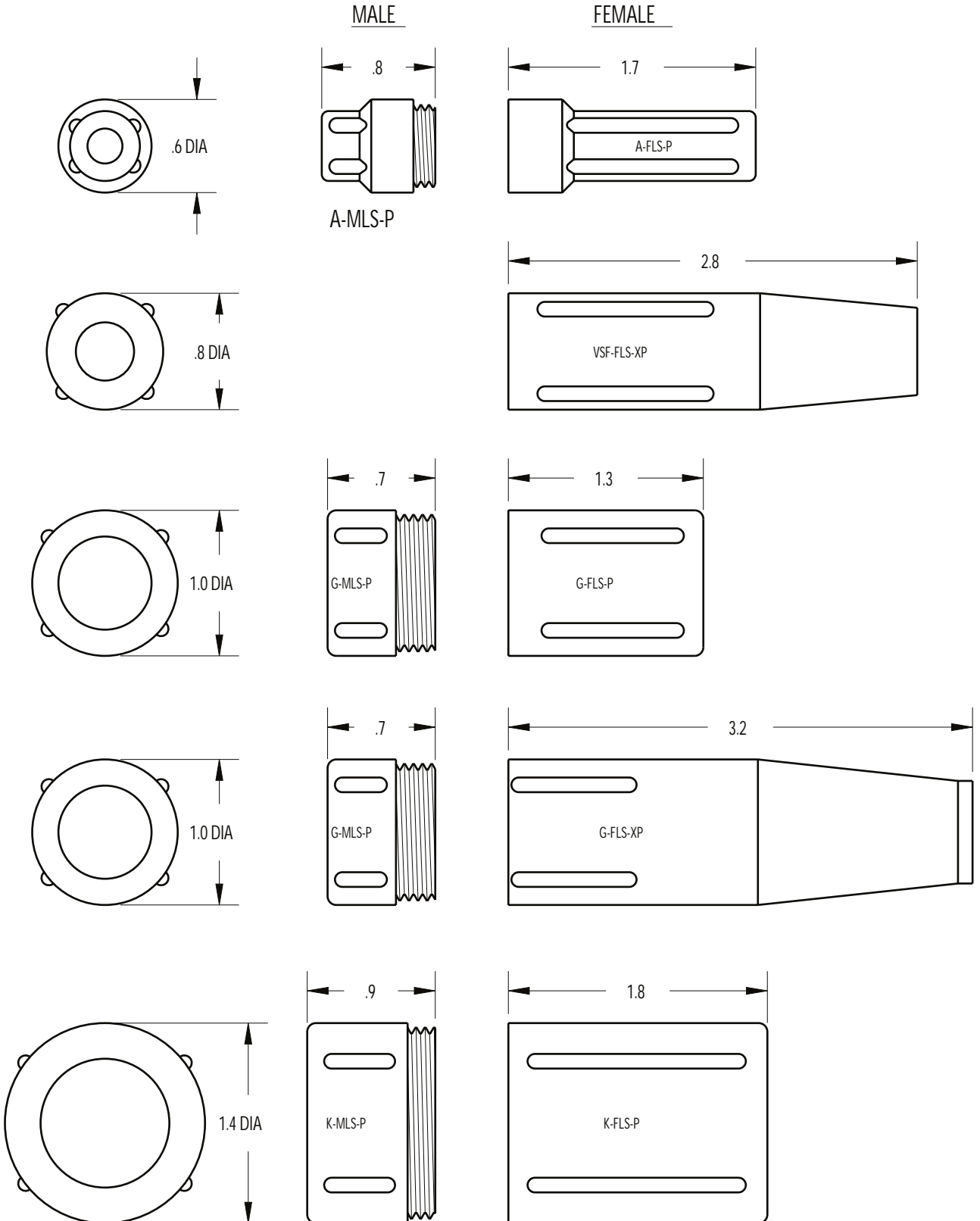
(NO VMK-BCL)

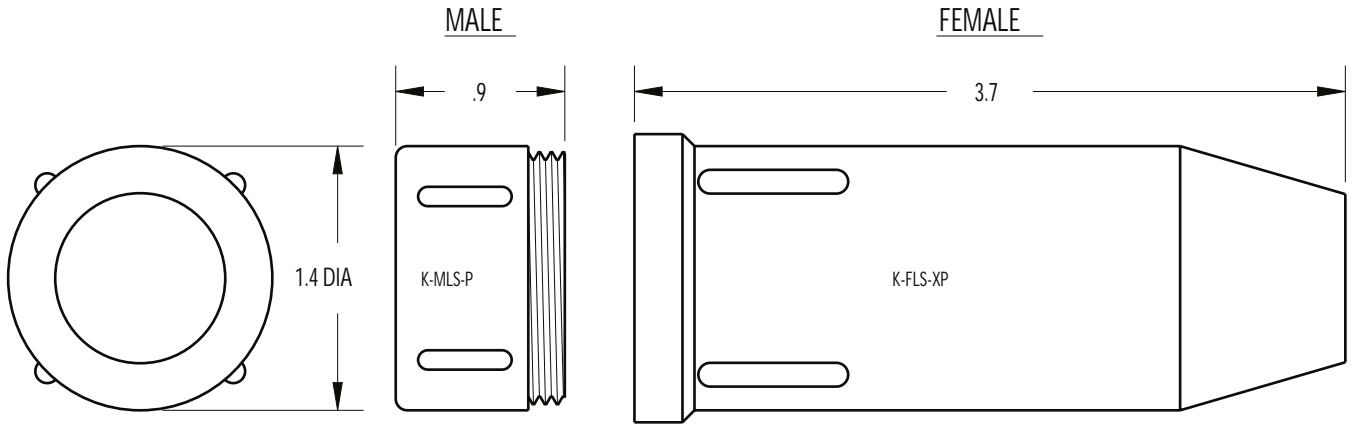
MOUNTING TORQUE FOR VSK-BCL	not to exceed 130 in/lbs	MATED PRESSURE RATING (psi) FOR VSK-BCL	10,000
MOUNTING TORQUE FOR VMK-BCL	not to exceed 150 in/lbs	MATED PRESSURE RATING (psi) FOR VMK-BCL	10,000
DUMMY PLUG FOR VSK-BCL, VMK-BCL, VMK-MP		DUMMY PLUG FOR VMK-FS	
LOW PRESSURE < 4,000 psi	VMK-FSD-LP	VMK- * -MPD	
HIGH PRESSURE > 4,000 psi	VMK- * -FSD-HP		

NOTE: Locking sleeves available in plastic or stainless steel, see Technical Bulletin 25 50.

* Please specify number of contacts.

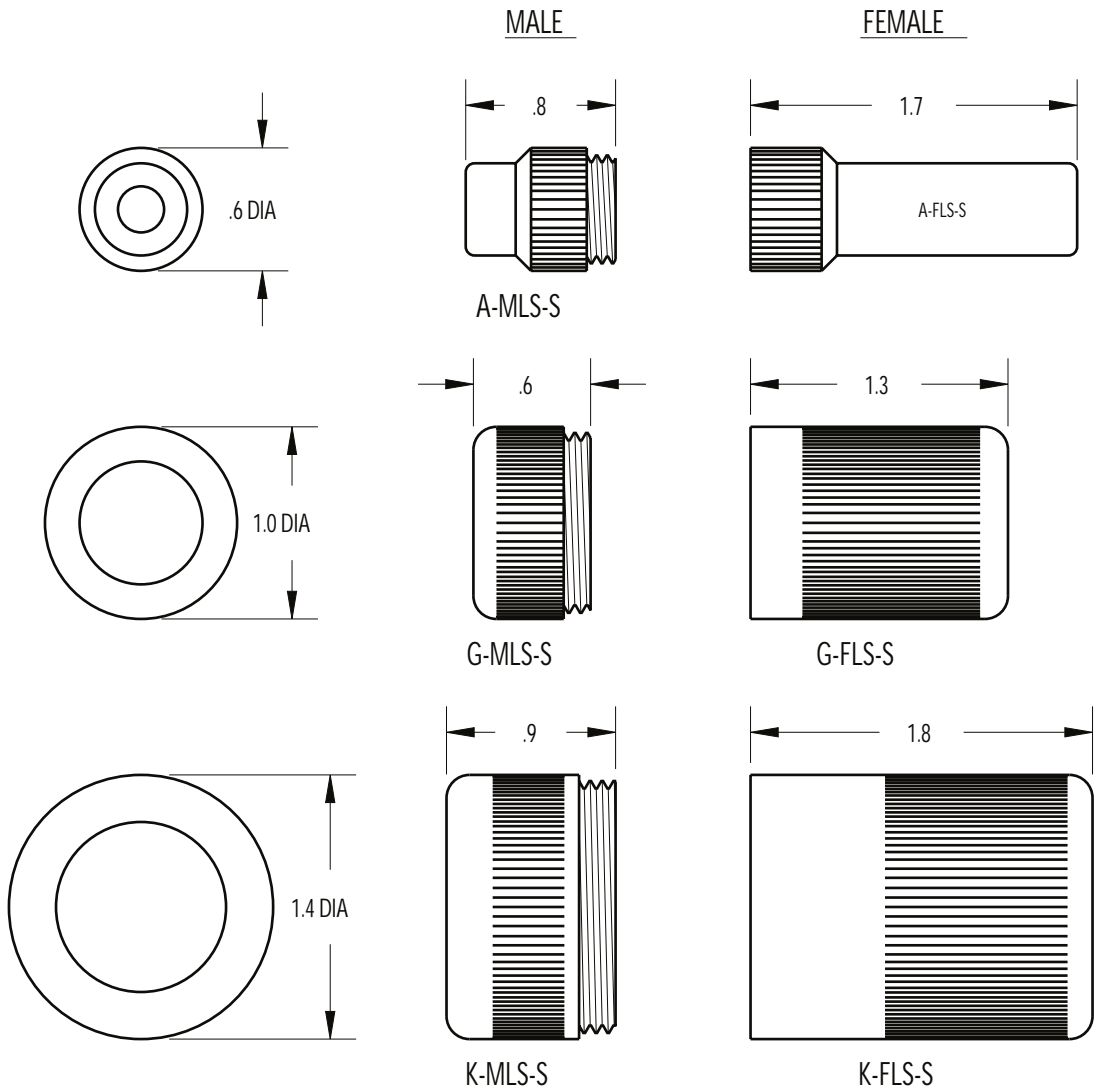
PLASTIC LOCKING SLEEVES





NOTE: XP is recommended to reduce conductor to contact fatigue.

STAINLESS STEEL LOCKING SLEEVES







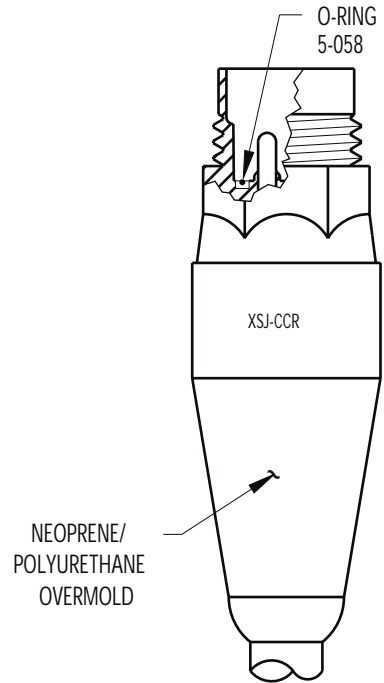
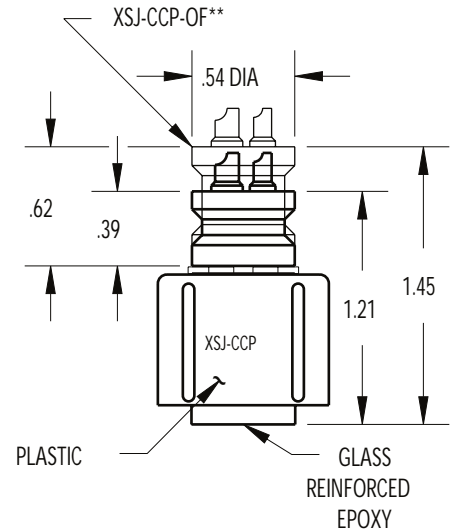
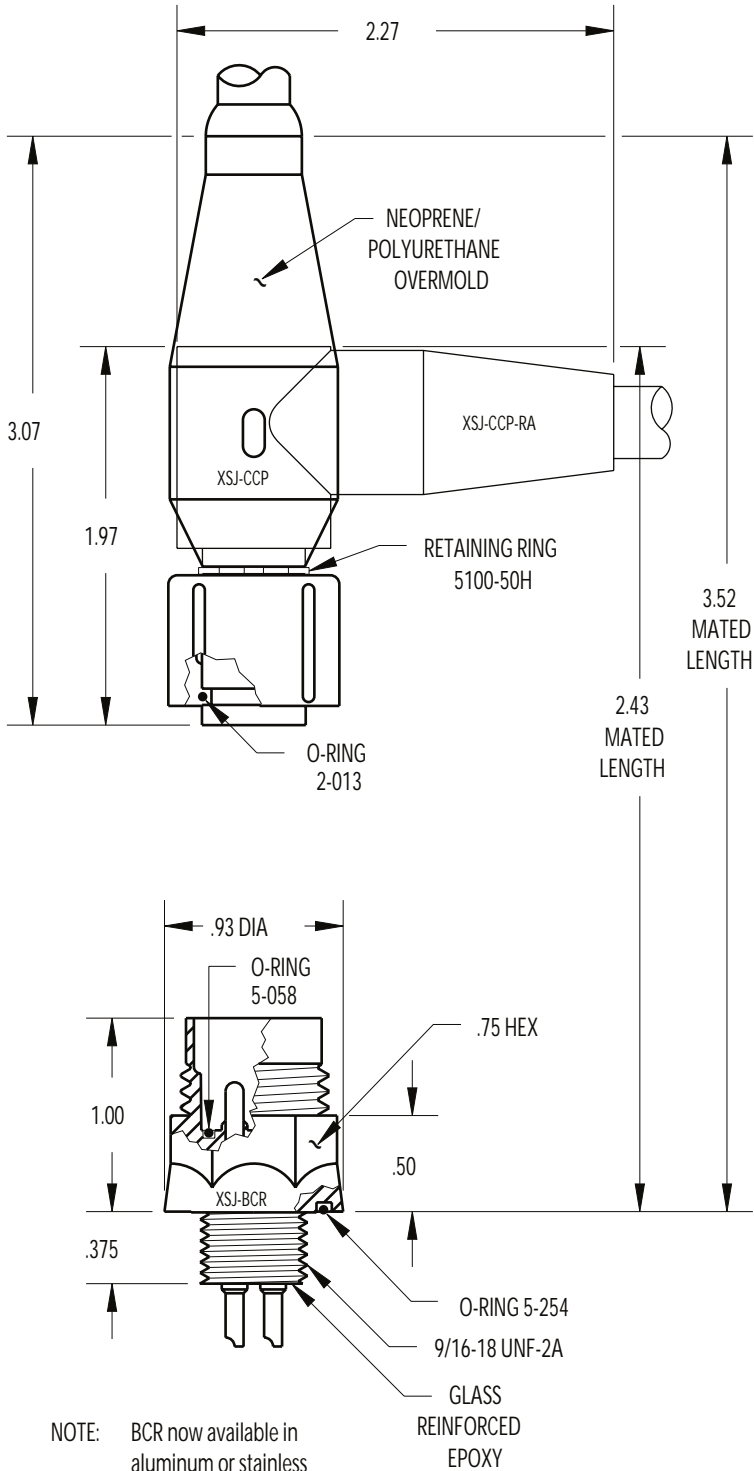
Glass Reinforced Epoxy



▶ Usage
▶ Specs

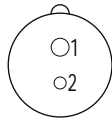
- Glass reinforced epoxy bulkhead connectors with solder pots. Potted pigtailed available on request.
- Cable connector plugs and receptacles can be overmolded using neoprene or polyurethane. The conductor insulation and jacket material of specified cable determines overmold material.
- Cable connector plugs and receptacles are supplied unterminated unless cable termination is specified at time of order.
- Special cable connector plugs available for use with oil filled tubes. ([XSJ](#) and [XSL](#))
- Up to 20,000 PSI pressure rating in mated condition. See [specs](#) for individual connector ratings.
- Bulkhead connectors open face pressure rated to 5,000 PSI.
- Contacts gold plated per MIL-G-45204

Connector	# of Contacts	Voltage Rating (VDC)	Bulkhead Thread	Mated Pressure Rating (PSI)	PDF
XSJ	2,3	600	9/16"-18	10,000	
	4,5,7,9,10	300			
XSE	2	800	3/4"-16	10,000	
	3	700			
	4	600			
	6,7	500			
	8	400			
	10	300			
XSL	12	250	1"-14	20,000	
	2,4	600			
	5,6,8	500			
	10(#16)	400			
	10(#20), 12,14,16,20	200			
XSM	4,8,12,16	600	1 1/2"-12	10,000	
	24,36	400			

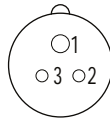


NOTE: BCR now available in aluminum or stainless steel, see Technical Bulletin 45 10.

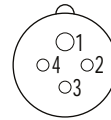
CONTACT
CONFIGURATION
(BCR FACE VIEWS)



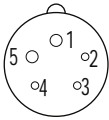
1#14
1#16
600 VDC



1#14
2#16
600 VDC



1#14
3#16
300 VDC




2#16
3#20
300 VDC



1#16
6#20
300 VDC

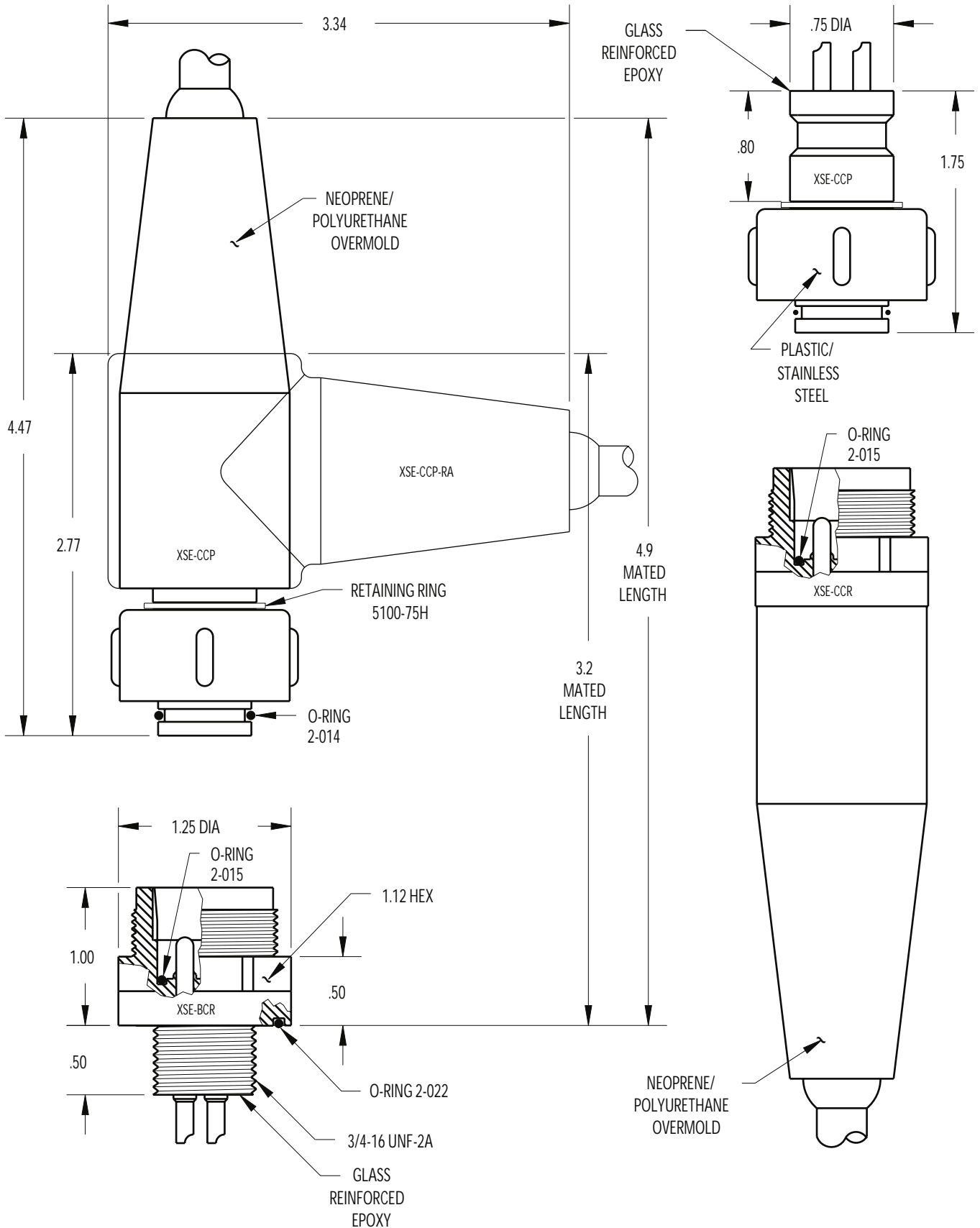


1#14
8#20
300 VDC

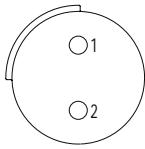


10#20
300 VDC

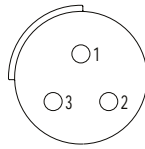
MOUNTING TORQUE FOR XSJ-BCR	not to exceed 20 in/lbs	MATED PRESSURE RATING (psi)	10,000
DUMMY PLUG FOR XSJ-BCR/CCR	XSJ.*-SCP	DUMMY PLUG FOR XSJ-CCP	XSJ-SCR
<p>NOTE: CCP/CCR are not terminated to cable unless specified. * Please specify number of contacts. ** Extended backshell for Oil Filled assemblies.</p>			



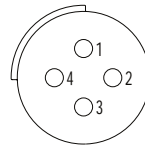
CONTACT
CONFIGURATION
(BCR FACE VIEWS)



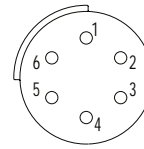
2#14
800 VDC



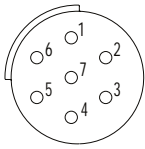
3#14
700 VDC



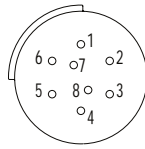
4#14
600 VDC



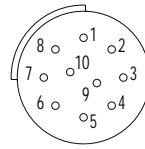
6#16
500 VDC



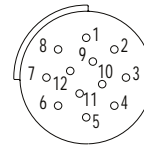
7#16
500 VDC



8#20
400 VDC



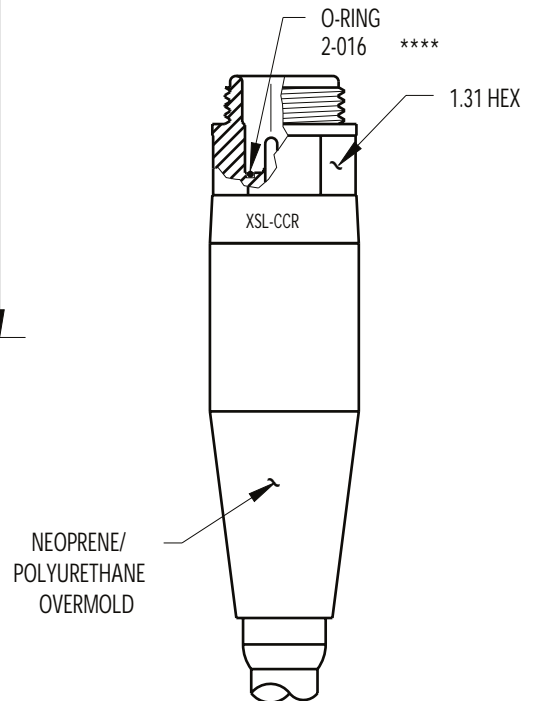
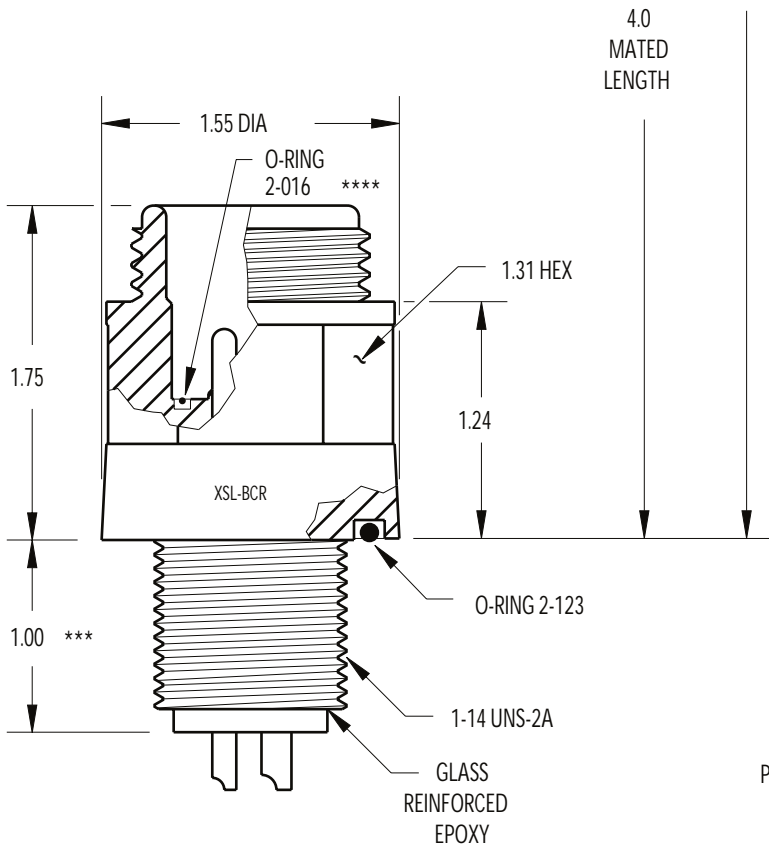
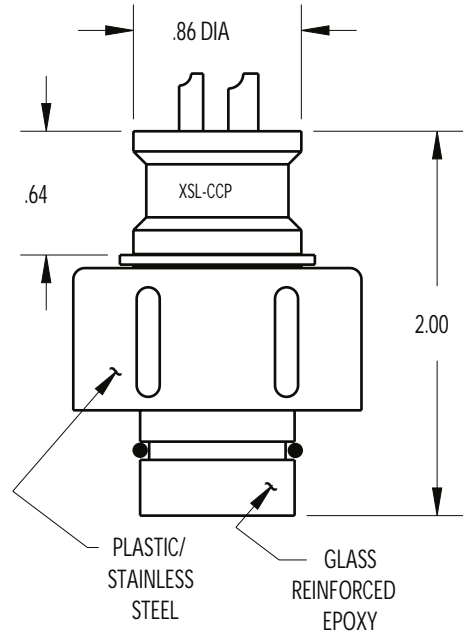
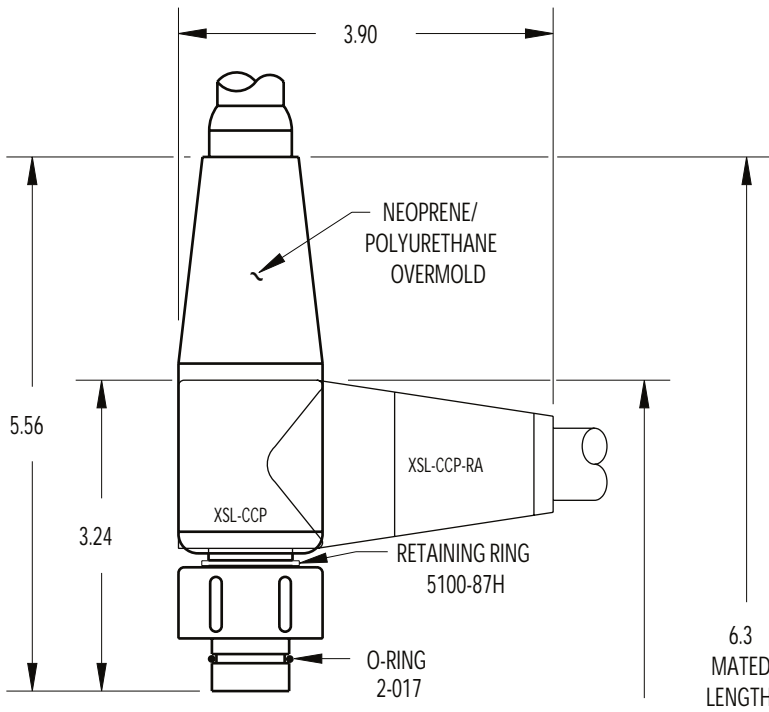
10#20
300 VDC

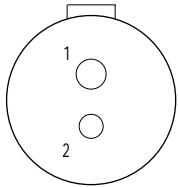
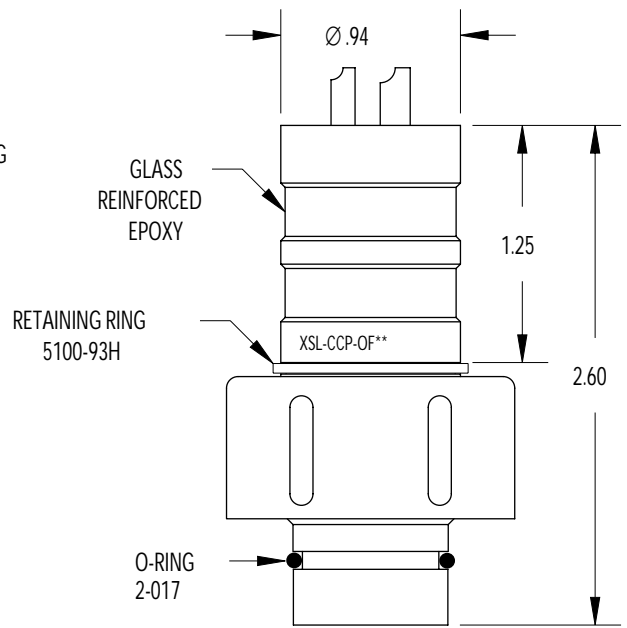
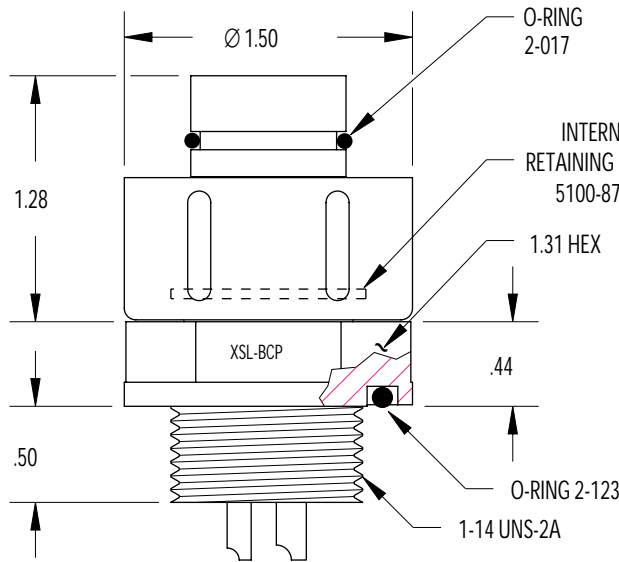


12#20
250 VDC

MOUNTING TORQUE FOR XSE-BCR	not to exceed 75 in/lbs	MATED PRESSURE RATING (psi)	10,000
DUMMY PLUG FOR XSE-BCR/CCR	XSE-* -SCP	DUMMY PLUG FOR XSE-CCP	XSE-SCR

NOTE: CCP/CCR are not terminated to cable unless specified.
* Please specify number of contacts.

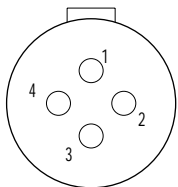




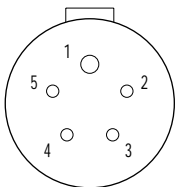
1#8/1#10
600 VDC

CONTACT CONFIGURATION
(BCR FACE VIEWS)

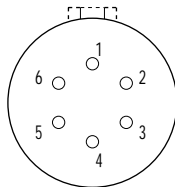
NOTE: Please specify narrow (.125) or wide (.250) key when ordering.



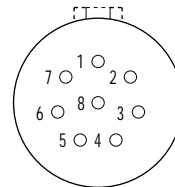
4#10
600 VDC



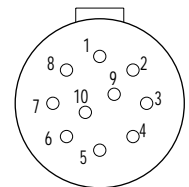
1#14/4#16
500 VDC



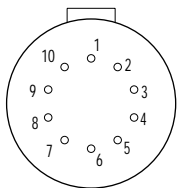
6#16
500 VDC



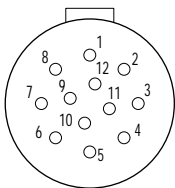
8#16
500 VDC



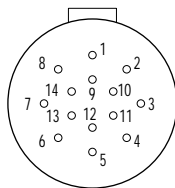
10#16
400 VDC



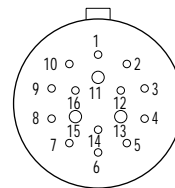
(PBOF)10#20
200 VDC



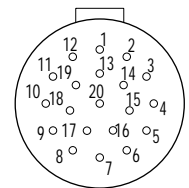
12#16
200 VDC



14#20
200 VDC



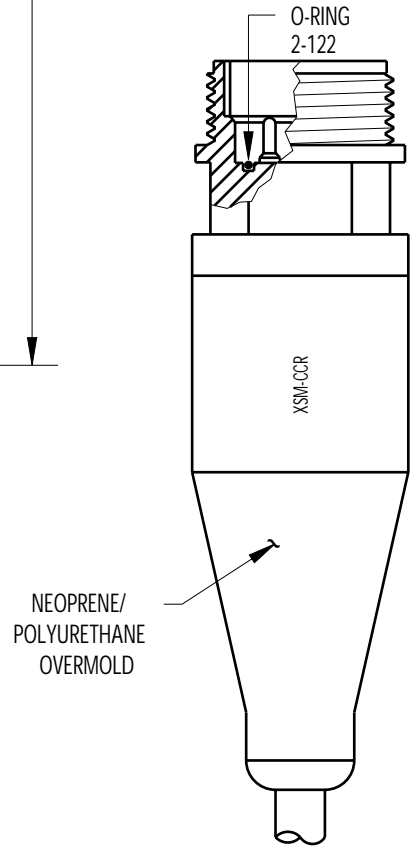
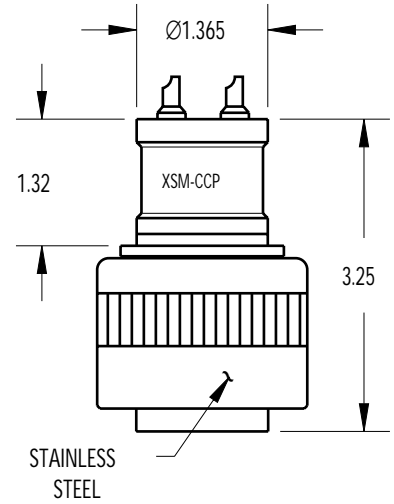
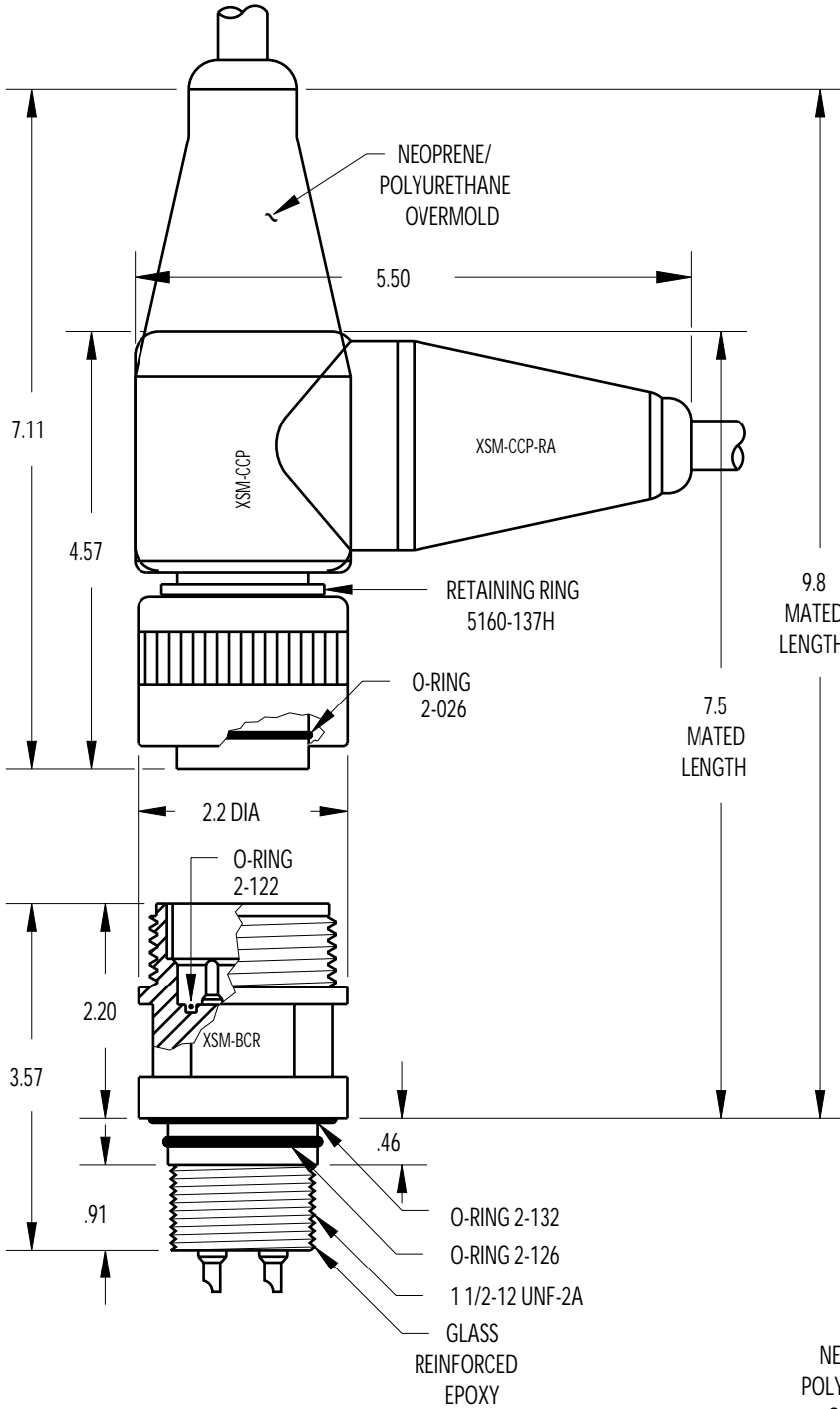
3#16/13#20
200 VDC



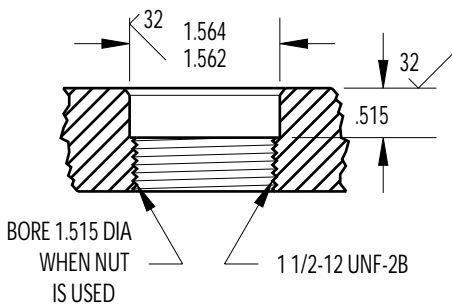
20#20
200 VDC

MOUNTING TORQUE FOR XSL-BCR/BCP	not to exceed 130 in/lbs	MATED PRESSURE RATING (psi)	20,000
DUMMY PLUG FOR XSL-BCR/CCR	XSL-*-SCP	DUMMY PLUG FOR XSL-CCP/BCP/CCP/CCP-OF	XSL-*-SCR

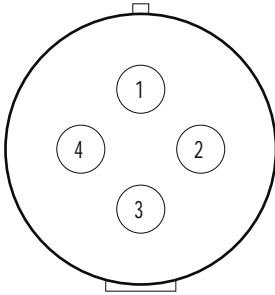
NOTE: CCP/CCR are not terminated to cable unless specified.
* Please specify number of contacts.
** Extended backshell for Oil Filled assemblies.
*** Also available in .50 thread length, 5-12 contacts only.
**** XSL-20-BCR, XSL-20-CCR and XSL-20-SCR use o-ring 5-254.



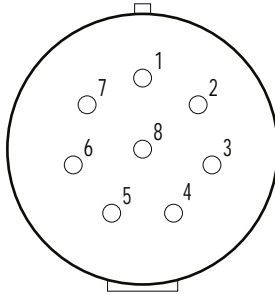
MOUNTING DETAIL



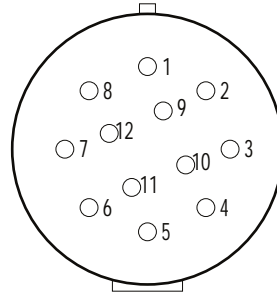
CONTACT
CONFIGURATION
(BCR FACE VIEWS)



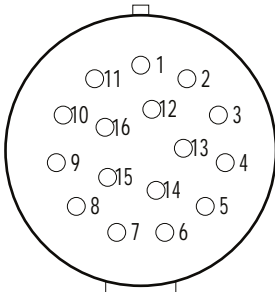
4#6
600 VDC



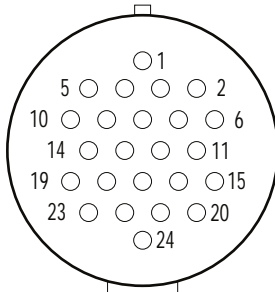
8#14
600 VDC



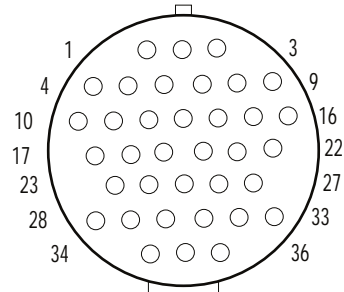
12#14
600 VDC



16#14
600 VDC



24#16
400 VDC



36#16
400 VDC

MOUNTING TORQUE FOR BCR	not to exceed 200 in/lbs	MATED PRESSURE RATING (psi)	10,000
DUMMY CAP FOR BCR/CCR	XSM-*-SCP	DUMMY CAP FOR CCP	XSM-SCR
NOTE: CCP/CCR are not terminated to cable unless specified. * Please specify number of contacts.			






Metal Shell



- 316 stainless steel bodies with naval bronze engaging nut ([MSS-](#))
- Optional material is 6061-T6 hard anodized aluminum ([MSA-](#)).
- Bulkhead connectors available as a threaded or flanged version.
- Both bulkhead and cable connectors use a removable glass reinforced epoxy insert (not available with [MSSJ/MSAJ](#)).
- Cable connector plugs and receptacles can be overmolded using neoprene or polyurethane. The conductor insulation and jacket material of specified cable determines overmold material.
- Cable connector plugs and receptacles are supplied unterminated unless cable termination is specified at time of order.
- Special [MSSJ/MSAJ](#) cable connector plug available for use with oil filled tubes.
- Up to 20,000 PSI pressure rating in mated condition. See [specs](#) for individual connector ratings.
- Bulkhead connectors open face pressure rated to 5,000 PSI.
- Contacts gold plated per MIL-G-45204

▶ Usage
▶ Specs



Connector	# of Contacts	Voltage Rating (VDC)	Bulkhead Thread	Mated Pressure Rating (PSI)	PDF
MSSJ/MSAJ	2,3	600	9/16"-18	10,000	
	4,5,7,9,10,14,16	300			
MSSG/MSAG	2,3,4	600	3/4"-16	20,000	
	6,7	300			
MSSK/MSAK	3,4,6,7,9,10,12,16	600	1"-14	20,000	
MSSL/MSAL	1,2,3,4,6	1000	1 1/4"-12	20,000	
	4HV	3000			
	8,12,13,15,16,18,20,22,25,26,30	600			
MSSM/MSAM	2,4	1500	1 3/4"-12	20,000	
	2HV,4HV	3000			
	8,16,18,20,22,24,30,37,42	600			

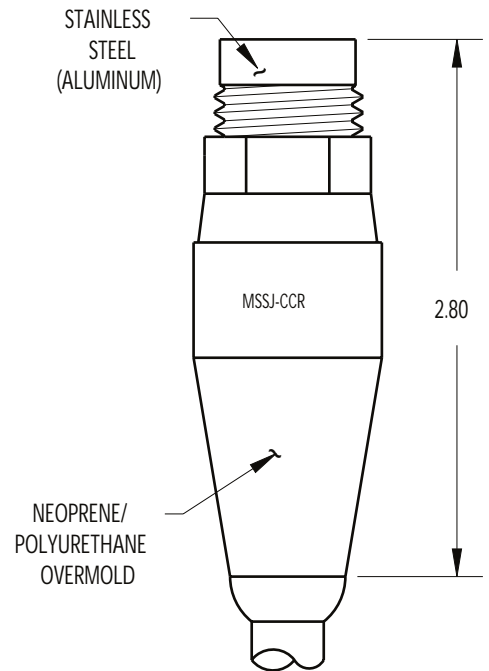
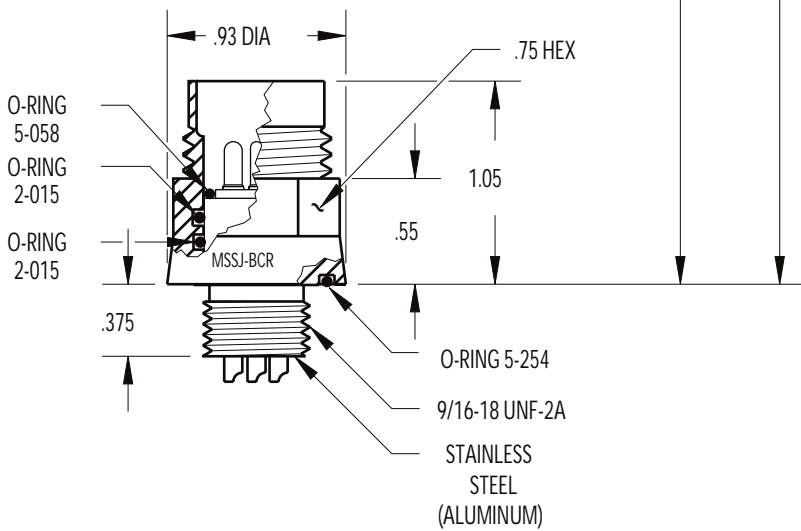
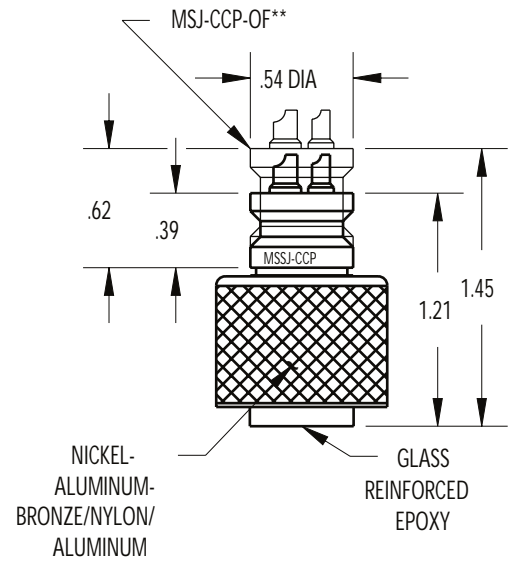
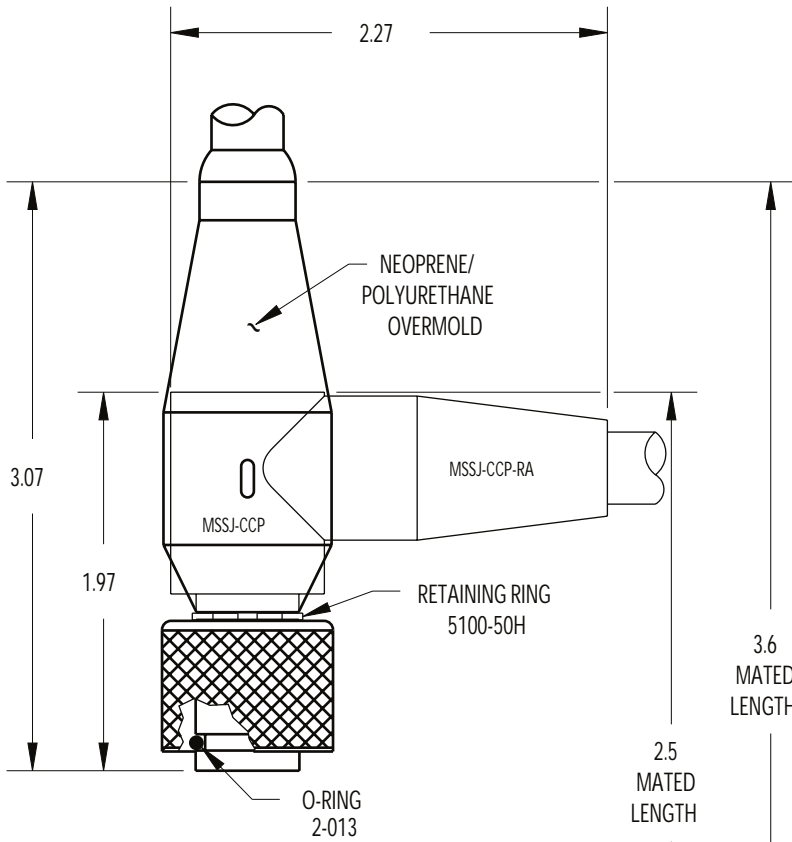
[MSSO/MSAO](#) 3,48 600 2 1/4"-12 20,000



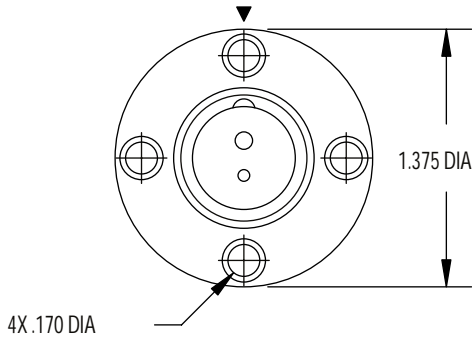
[MSSQ/MSAQ](#) 35HV, 36HV,
55, 60, 96 2000
600 2 3/4"-12 20,000



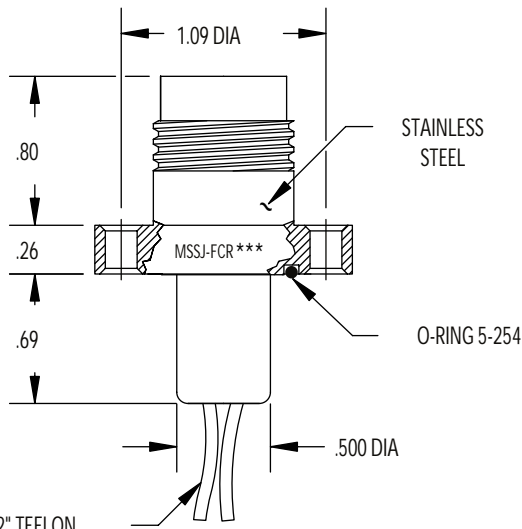
[Top](#)



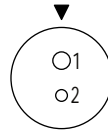
CONTACT
CONFIGURATION
(BCR FACE VIEWS)



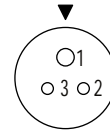
4X .170 DIA



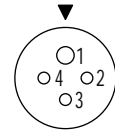
12" TEFLON
LEADS ****



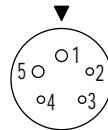
1#14
1#16



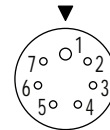
1#14
2#16



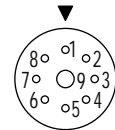
1#14
3#16



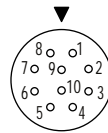
2#16
3#20



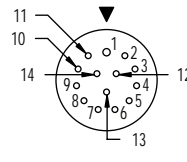
1#16
6#20



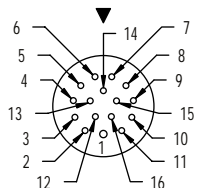
1#14
8#20



10#20



1#20
13#22

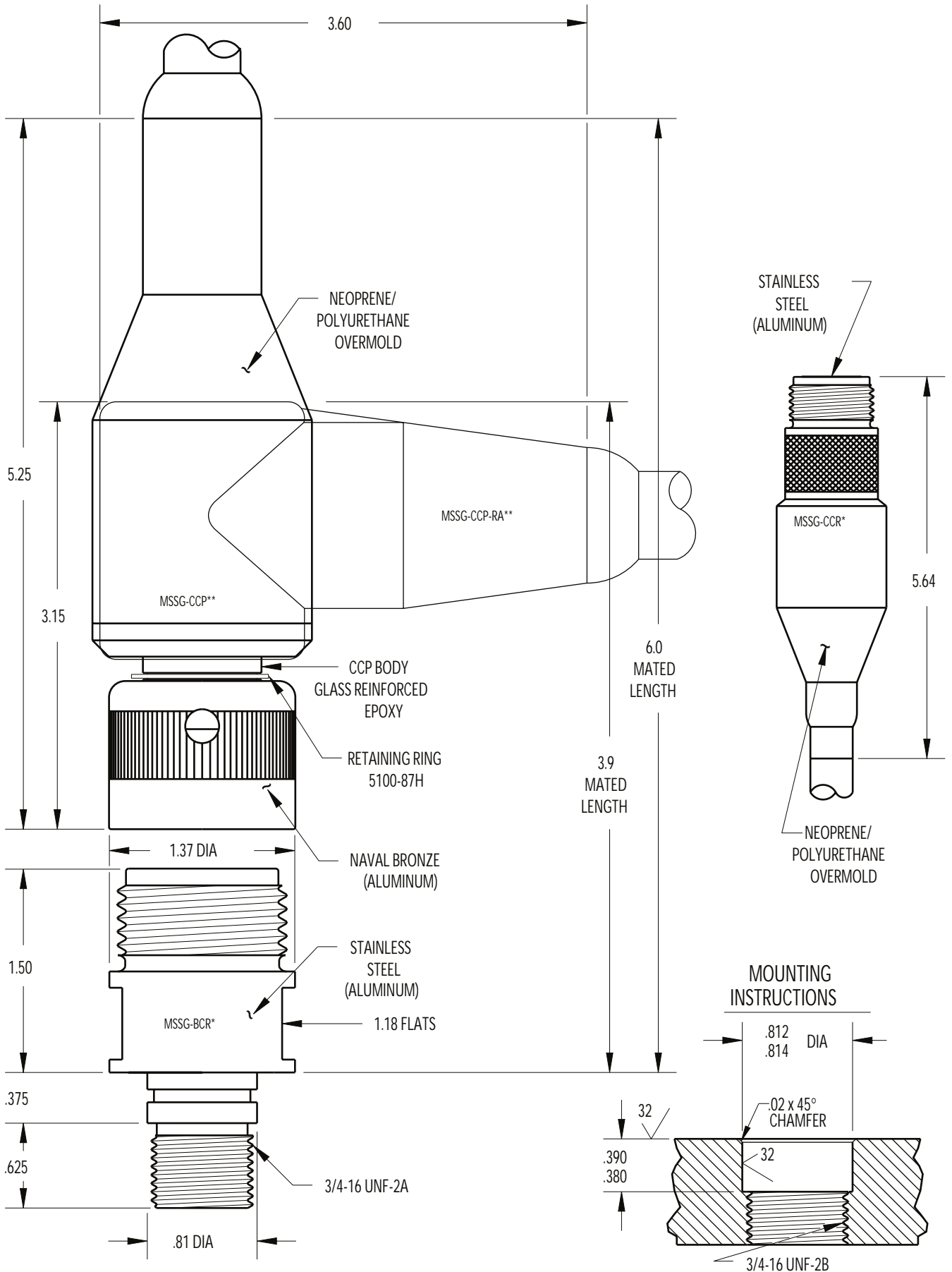


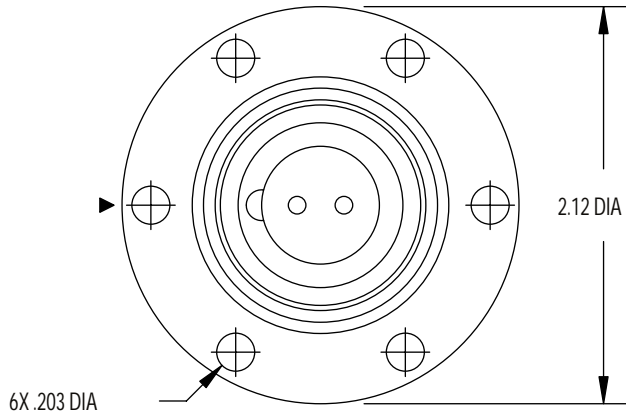
1#20
15#22

NOTE: Not available in OF.

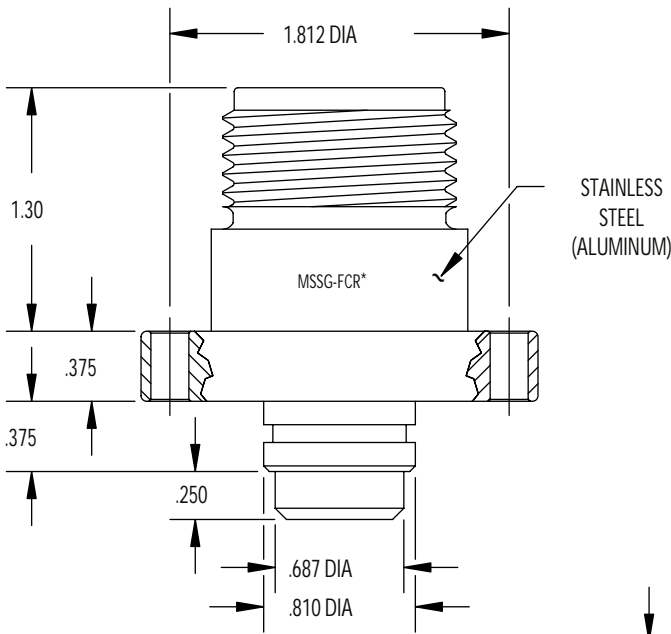
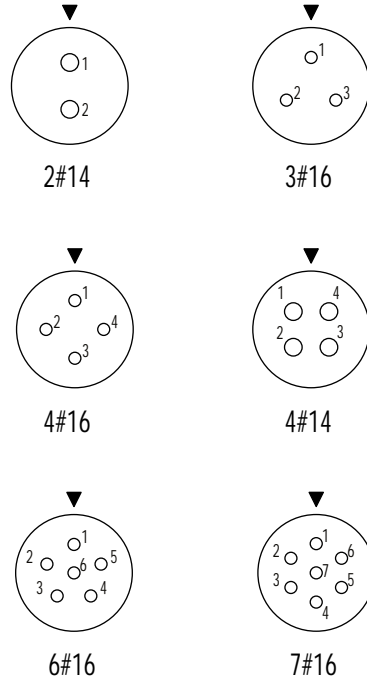
MOUNTING TORQUE FOR MSSJ, MSAJ-BCR	not to exceed 100 in/lbs	MATED PRESSURE RATING (psi)	10,000
DUMMY PLUG FOR MSSJ-BCR/FCR/CCR	MSSJ-* -SCP	DUMMY PLUG FOR MSSJ-CCP, MSAJ-CCP	MSJ-SCR (Epoxy)
DUMMY PLUG FOR MSAJ-BCR/CCR	MSAJ-* -SCP		

NOTE: CCP is not terminated to cable unless specified.
Nylon engaging nut used with aluminum body.
* Please specify number of contacts.
** Extended backshell for Oil Filled assemblies.
*** Internal assembly same as MSSJ/MSAJ-BCR (facing page).
**** Solder cup version available.

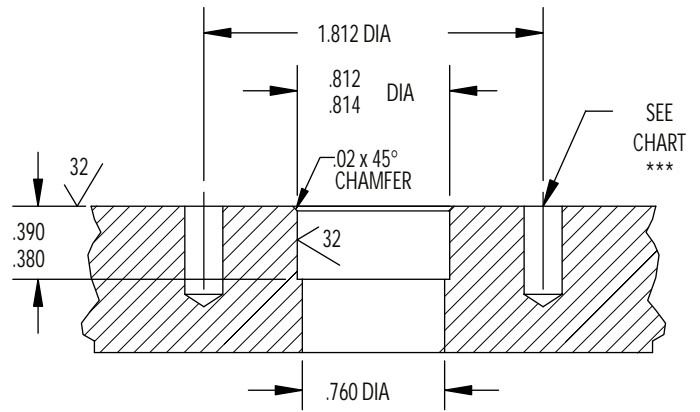




CONTACT CONFIGURATION
(BCR FACE VIEWS)



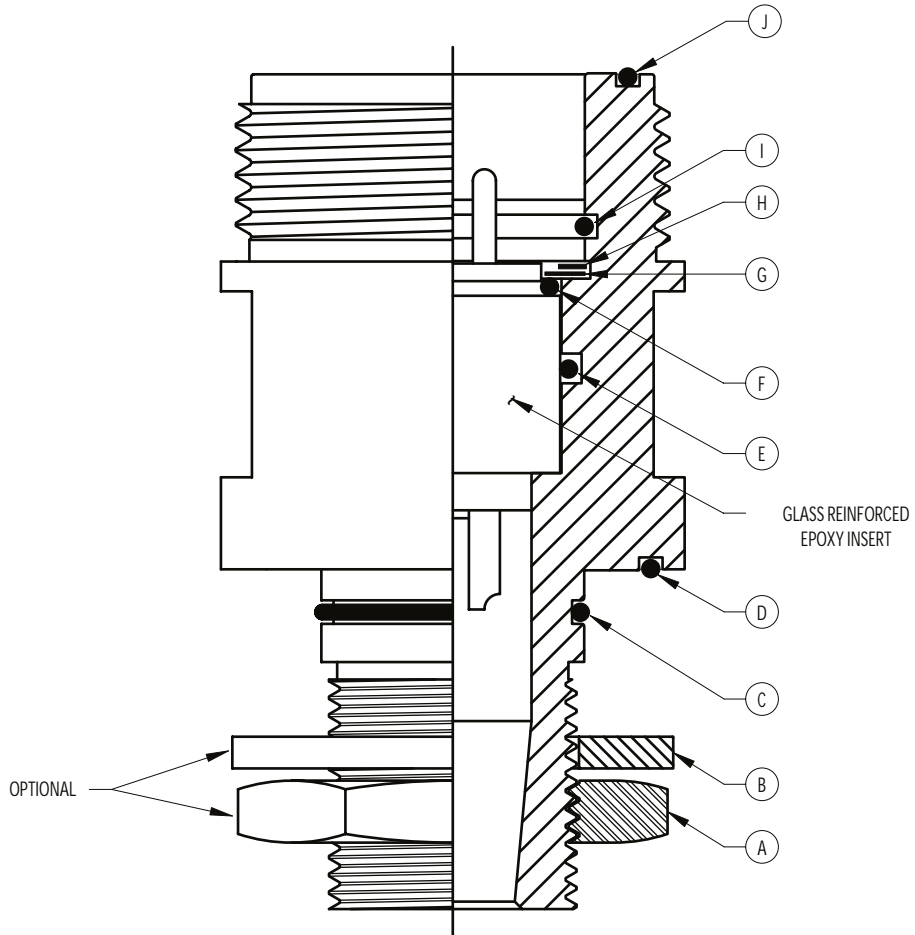
MOUNTING INSTRUCTIONS



MOUNTING TORQUE FOR MSSG, MSAG-BCR	not to exceed 200 in/lbs	MATED PRESSURE RATING (psi)	20,000
DUMMY PLUG FOR MSSG-BCR/FCR/CCR	MSSG-SCP	DUMMY PLUG FOR MSSG-CCP	MSSG-SCR
DUMMY PLUG FOR MSAG-BCR/FCR/CCR	MSAG-SCP	DUMMY PLUG FOR MSAG-CCP	MSAG-SCR

NOTE: Delrin protective caps available upon request.
 * See Technical Bulletin 45 71 for internal assembly and hardware specifications.
 ** See Technical Bulletin 45 72 for internal assembly and hardware specifications.
 *** Blind tapped hole not to penetrate bulkhead, minimum full thread depth 2 times bolt diameter.

BCR/FCR/CCR DETAILED ASSEMBLY



SCALE NONE

SHELL SIZE	G	K	L	M	O	Q
A BULKHEAD NUT *	35000 S 00	35000 S 01	35000 S 02	35000 S 03	35000 S 04	35000 S 06
B BULKHEAD WASHER *	35500 S 00	35500 S 01	35500 S 02	35500 S 03	35500 S 04	35500 S 06
C O-RING **	2-017	2-021	2-122	2-224	2-228	2-233
D O-RING **	2-023	2-029	2-131	2-142	2-234	2-241 ***
E O-RING	2-016	2-118	2-122	2-126	2-225	2-230
F O-RING	NONE	2-018	2-022	2-123	2-131	2-141
G INTERNAL WASHER	NONE	35000 S 21	35000 S 22	35000 S 23	35000 S 24	35000 S 26
H SPIROLOX RING	UR-62	UR-106	UR-131	UR-150	UR-187	UR-250
I O-RING	2-016	2-023	2-027	2-128	2-225	2-230
J O-RING	2-020	2-027	5-320	2-132	2-140	2-151

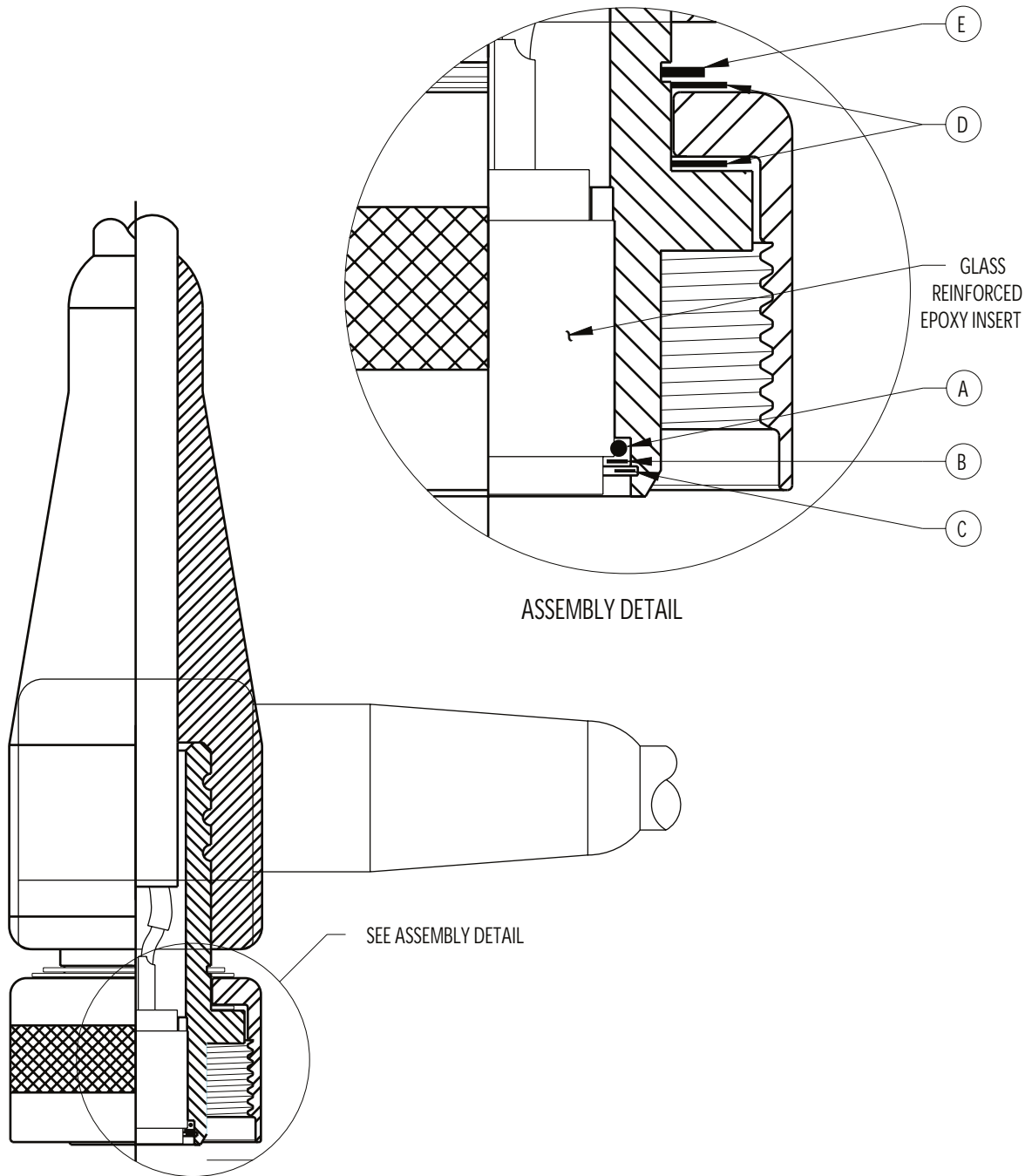
NOTE: See Technical Bulletin 45 10 for J size detailed assembly.

* Not required with FCR or CCR assemblies.

** Not required with CCR assembly.

*** FCR uses 2-240.

CCP DETAILED ASSEMBLY



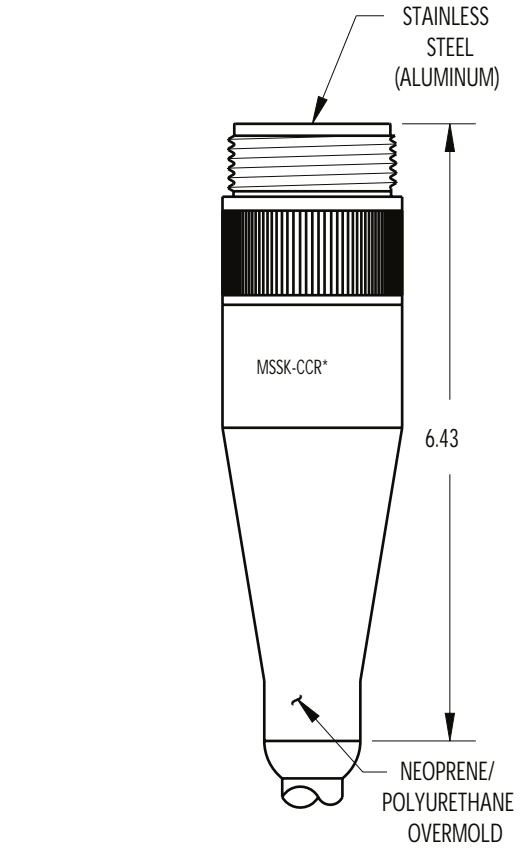
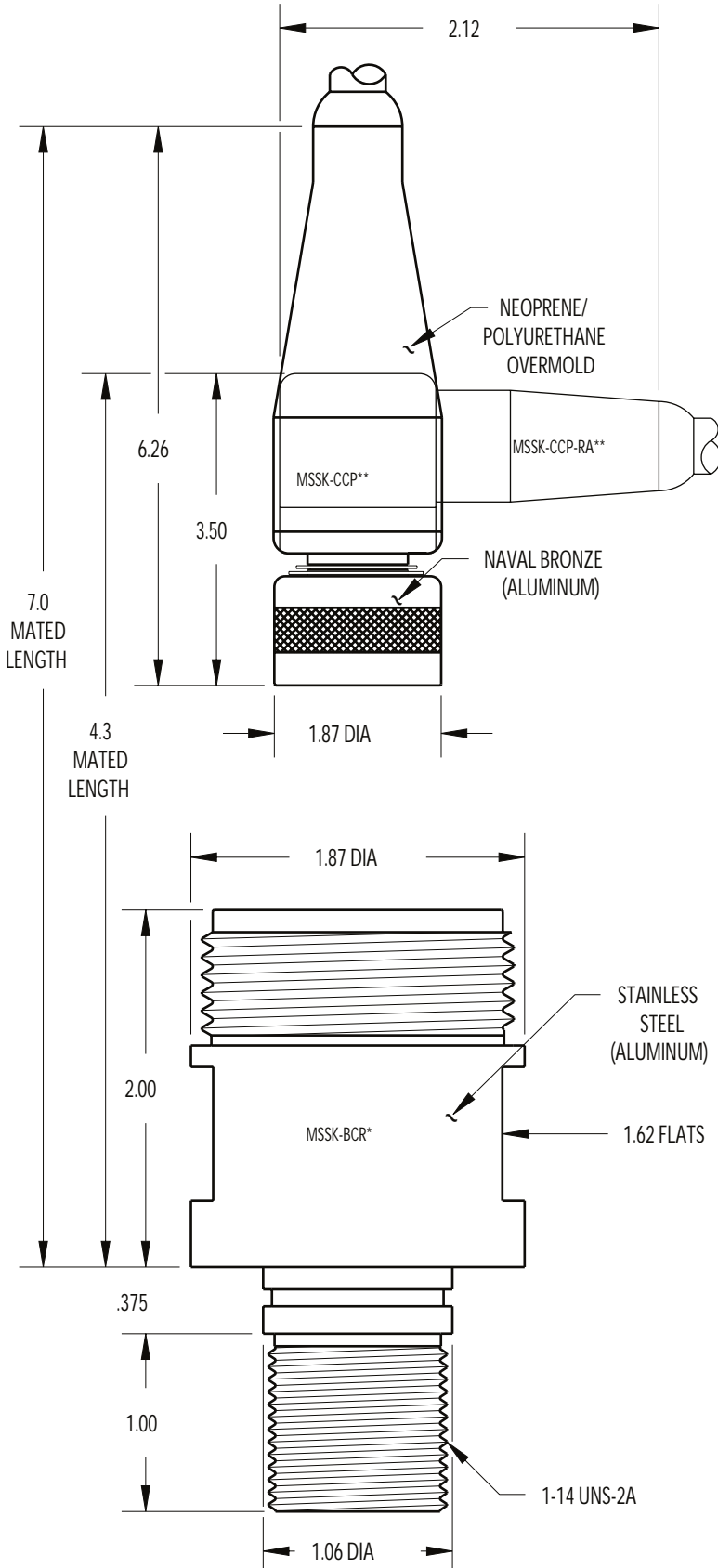
ASSEMBLY DETAIL

SEE ASSEMBLY DETAIL

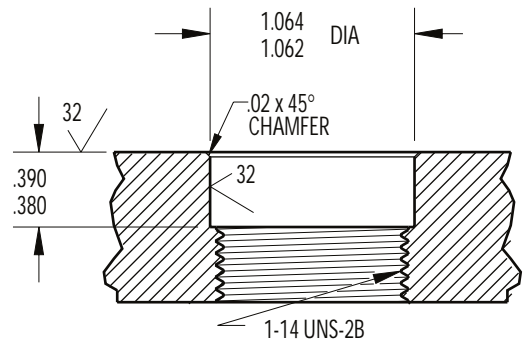
SCALE NONE

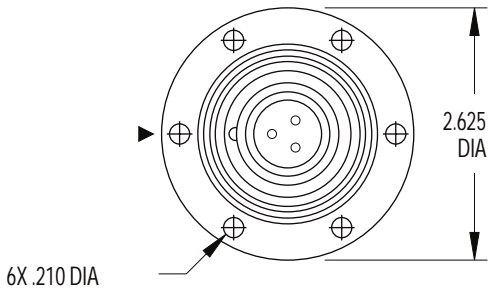
SHELL SIZE	G	K	L	M	O	Q
A O-RING	NONE	2-017	2-021	2-024	2-127	2-137
B WASHER	NONE	35000 S 31	35000 S 32	35000 S 33	35000 S 34	35000 S 36
C SPIROLOX RING	NONE	UR-87	UR-112	UR-137	UR-162	UR-225
D DELRIN WASHER (2X)	NONE	35000 P 11	35000 P 12	35000 P 13	35000 P 14	35000 P 16
E RETAINING RING	5100-87	5100-112	5100-137	5100-162	5100-212	5100-275

NOTE: See Technical Bulletin 45 10 for J size detailed assembly.

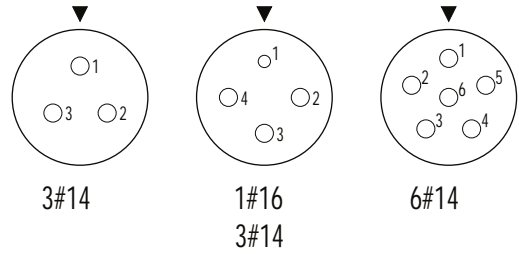


MOUNTING INSTRUCTIONS





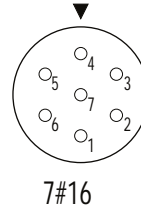
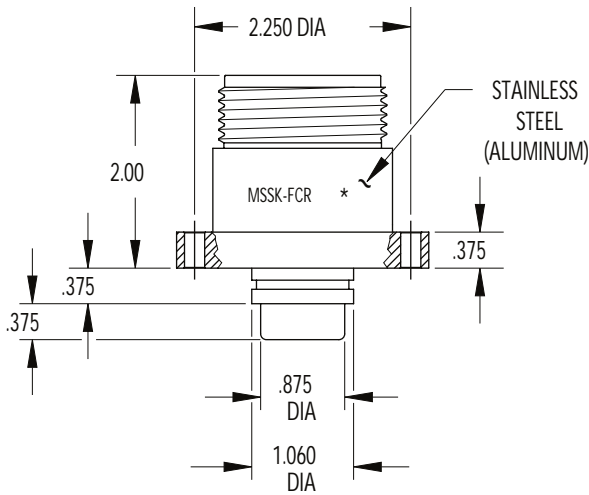
CONTACT
CONFIGURATION
(BCR FACE VIEWS)



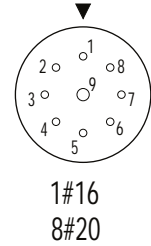
3#14

1#16
3#14

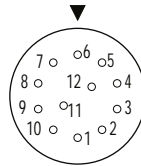
6#14



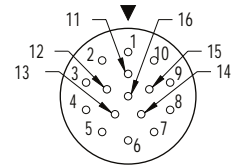
7#16



1#16
8#20

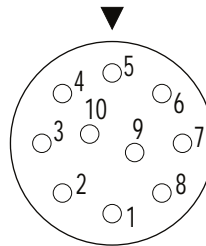
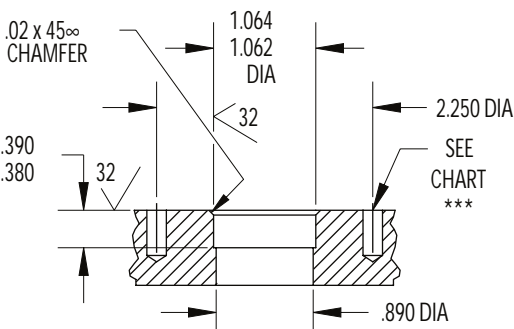


12#20

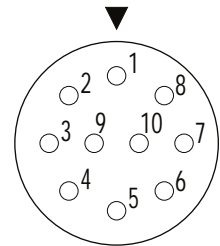


16#20

MOUNTING INSTRUCTIONS



10#16 IE



10#16 NAVY

NOTE: Please specify Navy or IE pin configuration when ordering.

MOUNTING TORQUE FOR MSSK, MSAK-BCR	not to exceed 200 in/lbs	MATED PRESSURE RATING (psi)	20,000
DUMMY PLUG FOR MSSK-BCR/FCR/CCR	MSSK-SCP	DUMMY PLUG FOR MSSK-CCP	MSSK-SCR
DUMMY PLUG FOR MSAK-BCR/FCR/CCR	MSAK-SCP	DUMMY PLUG FOR MSAK-CCP	MSAK-SCR

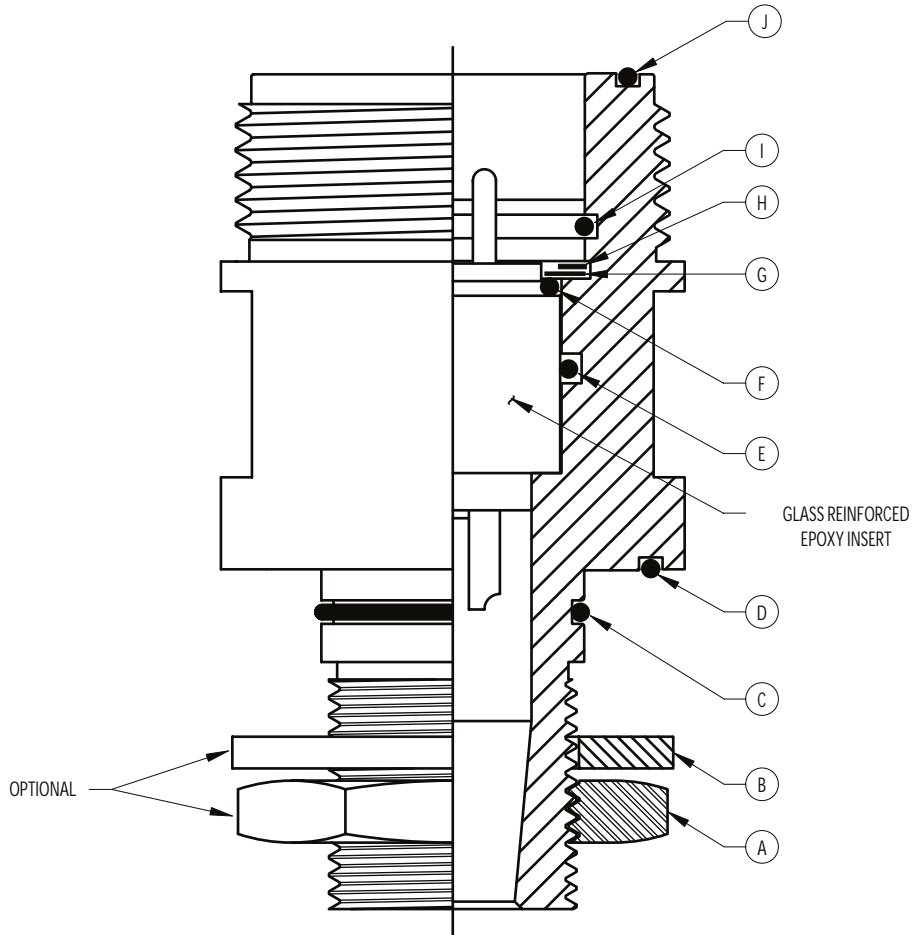
NOTE: Delrin protective caps available upon request.

* See Technical Bulletin 45 71 for internal assembly and hardware specifications.

** See Technical Bulletin 45 72 for internal assembly and hardware specifications.

*** Blind tapped hole not to penetrate bulkhead, minimum full thread depth 2 times bolt diameter.

BCR/FCR/CCR DETAILED ASSEMBLY



SCALE NONE

SHELL SIZE	G	K	L	M	O	Q
A BULKHEAD NUT *	35000 S 00	35000 S 01	35000 S 02	35000 S 03	35000 S 04	35000 S 06
B BULKHEAD WASHER *	35500 S 00	35500 S 01	35500 S 02	35500 S 03	35500 S 04	35500 S 06
C O-RING **	2-017	2-021	2-122	2-224	2-228	2-233
D O-RING **	2-023	2-029	2-131	2-142	2-234	2-241 ***
E O-RING	2-016	2-118	2-122	2-126	2-225	2-230
F O-RING	NONE	2-018	2-022	2-123	2-131	2-141
G INTERNAL WASHER	NONE	35000 S 21	35000 S 22	35000 S 23	35000 S 24	35000 S 26
H SPIROLOX RING	UR-62	UR-106	UR-131	UR-150	UR-187	UR-250
I O-RING	2-016	2-023	2-027	2-128	2-225	2-230
J O-RING	2-020	2-027	5-320	2-132	2-140	2-151

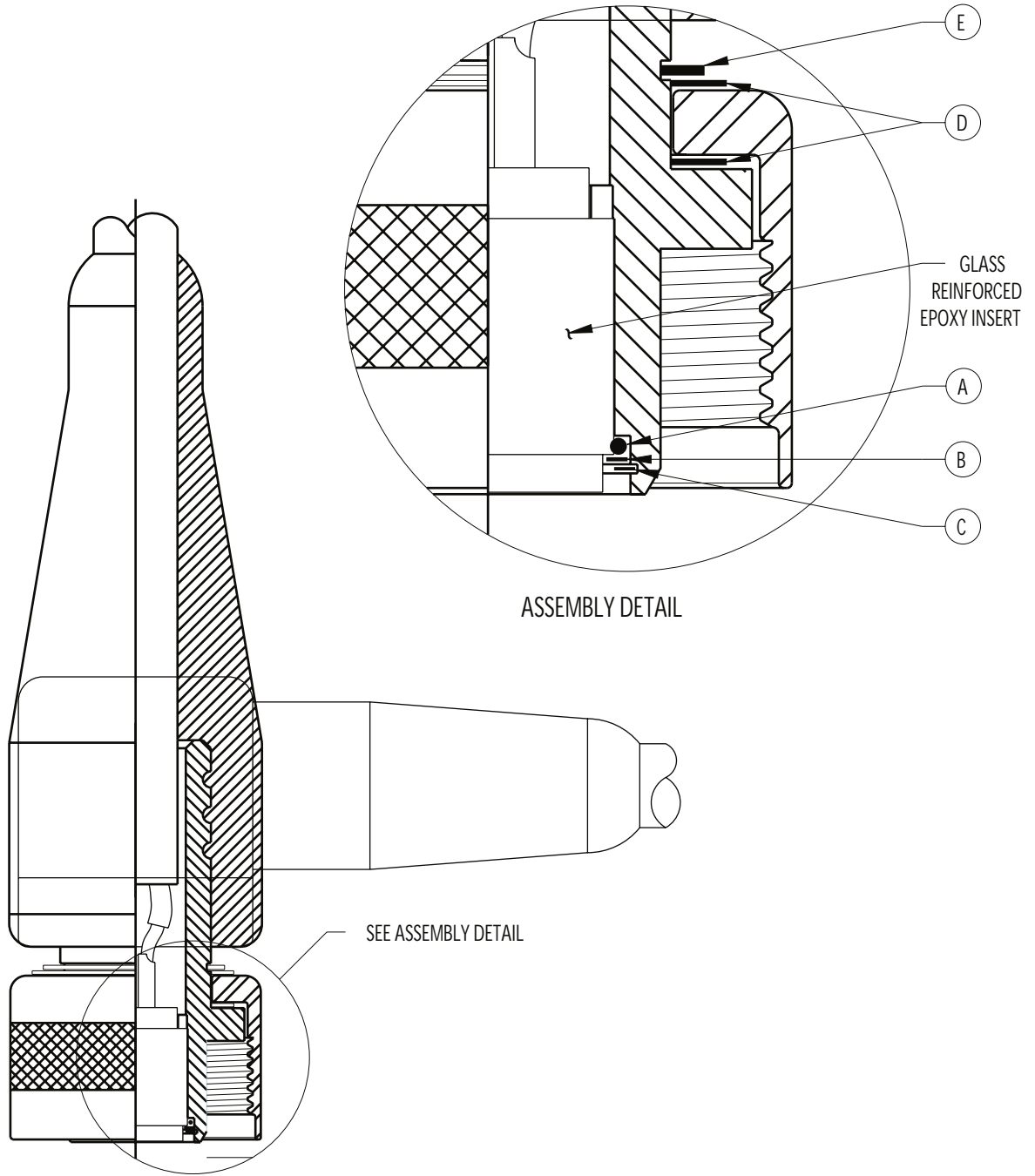
NOTE: See Technical Bulletin 45 10 for J size detailed assembly.

* Not required with FCR or CCR assemblies.

** Not required with CCR assembly.

*** FCR uses 2-240.

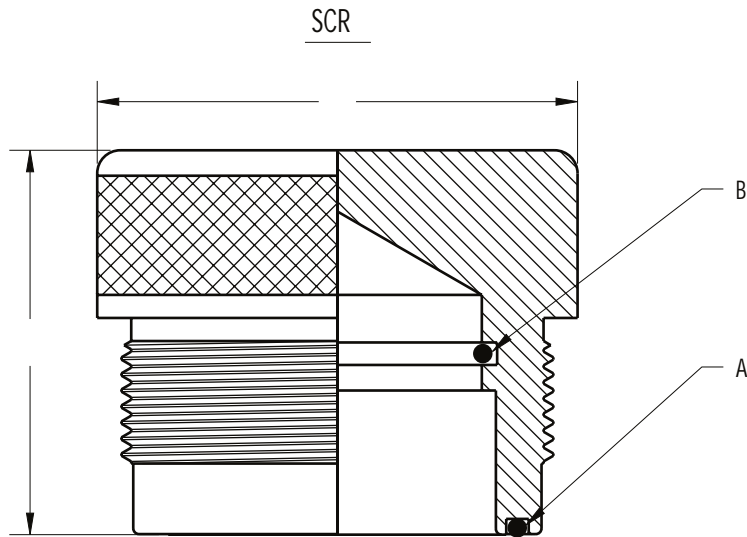
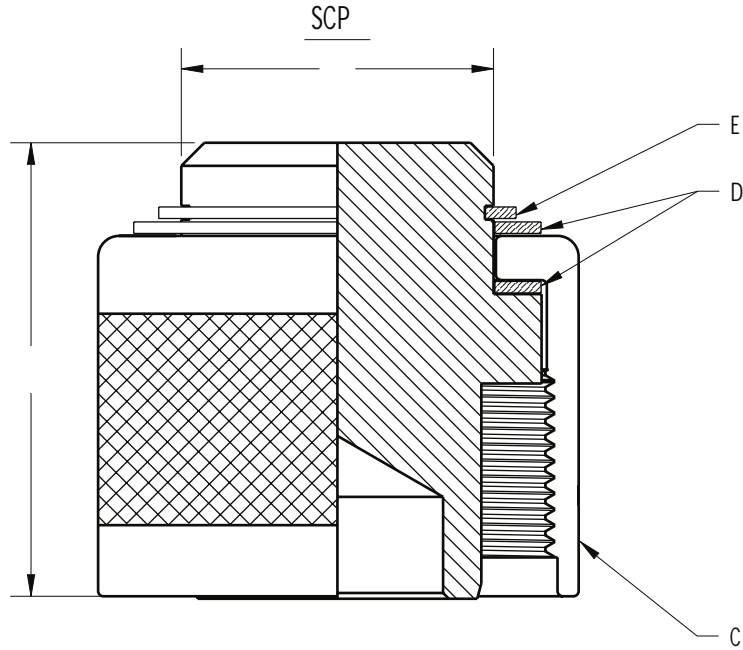
CCP DETAILED ASSEMBLY



SCALE NONE

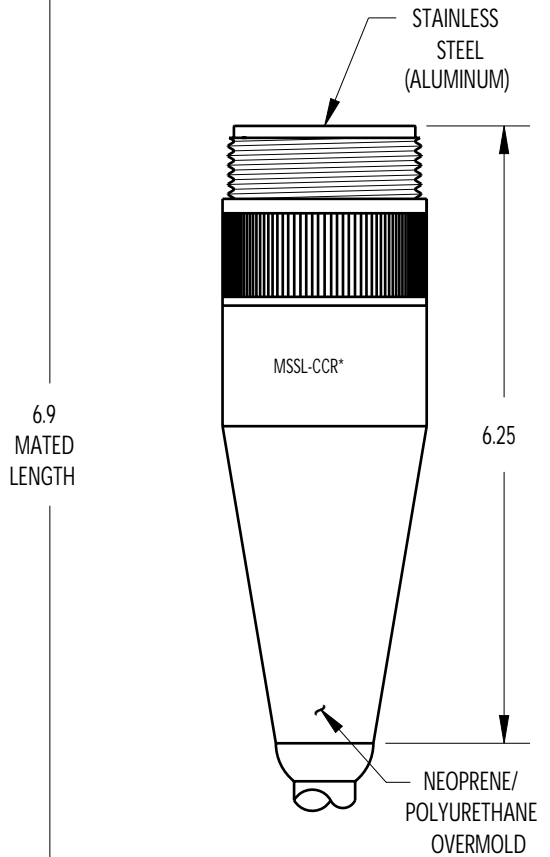
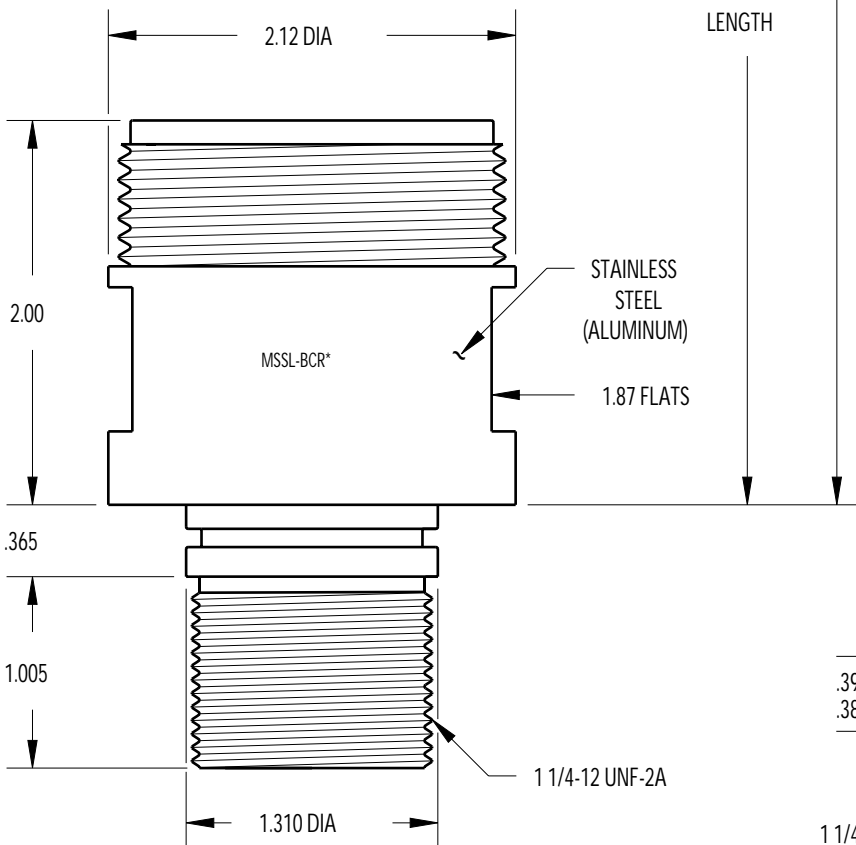
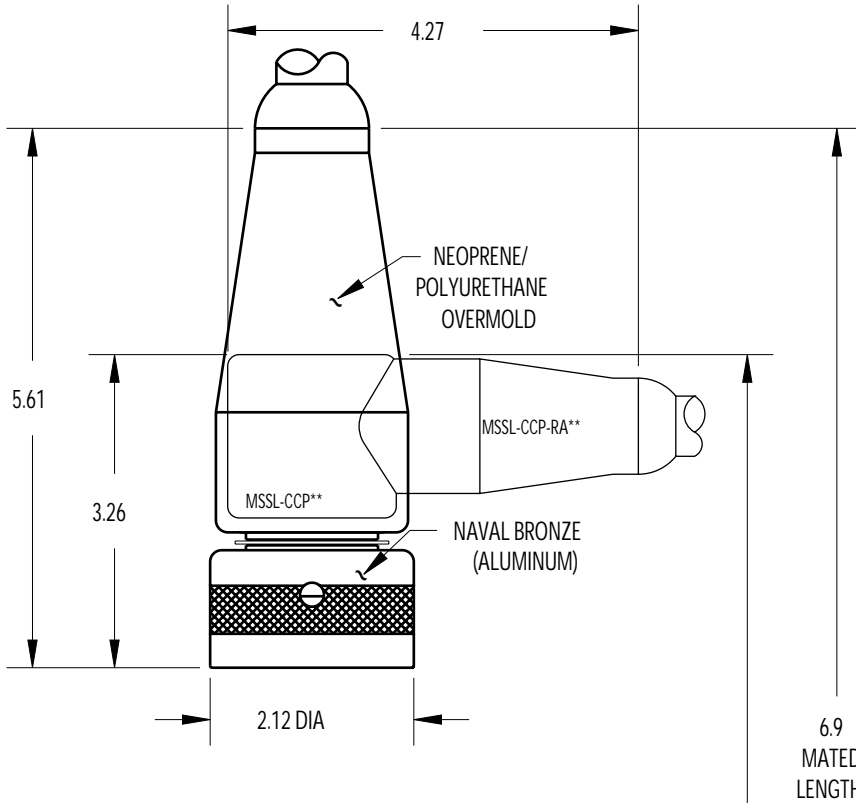
SHELL SIZE	G	K	L	M	O	Q
A O-RING	NONE	2-017	2-021	2-024	2-127	2-137
B WASHER	NONE	35000 S 31	35000 S 32	35000 S 33	35000 S 34	35000 S 36
C SPIROLOX RING	NONE	UR-87	UR-112	UR-137	UR-162	UR-225
D DELRIN WASHER (2X)	NONE	35000 P 11	35000 P 12	35000 P 13	35000 P 14	35000 P 16
E RETAINING RING	5100-87	5100-112	5100-137	5100-162	5100-212	5100-275

NOTE: See Technical Bulletin 45 10 for J size detailed assembly.



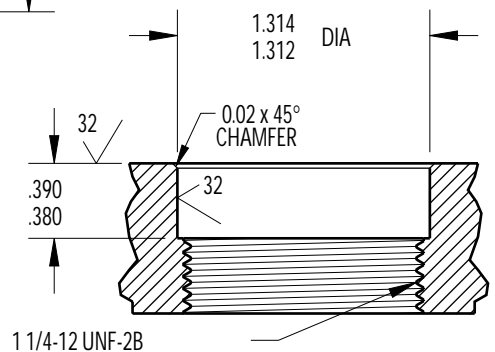
CONNECTOR SIZE	MSK	MSL	MSM	MSO	MSQ
A O-RING	2-027	5-320	2-132	2-140	2-151
B O-RING	2-023	2-027	2-128	2-225	2-230
C ENGAGING NUT	607406	607507	607606	607706	607917
D DELRIN WASHER (2X)	35000 P11	35000 P12	35000 P13	35000 P14	35000 P16
E RETAINING RING	5100-112	5100-137	5100-162	5100-212	5100-275
F DIA	1.11	1.38	1.62	2.12	2.75
G	1.56	1.56	2.37	2.37	2.37
H DIA	1.87	2.12	2.50	3.00	3.87
I	1.50	1.50	2.00	2.00	2.12
MATED PRESSURE RATING (psi)	20,000	20,000	20,000	20,000	20,000

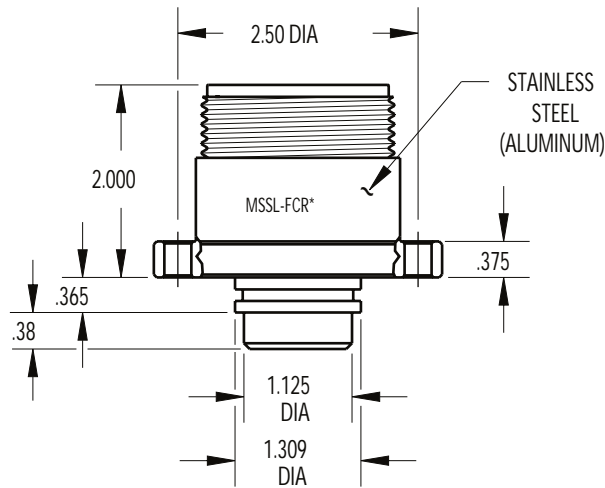
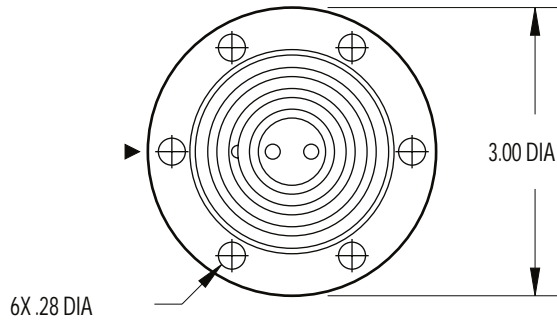
SCALE NONE



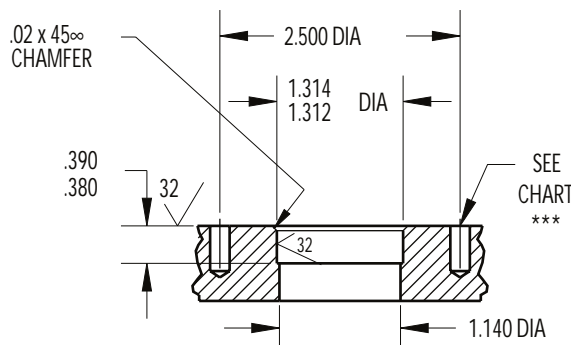
SCALE 1:2

MOUNTING
INSTRUCTIONS





MOUNTING INSTRUCTIONS



MOUNTING TORQUE FOR MSSL, MSAL-BCR	not to exceed 200 in/lbs	MATED PRESSURE RATING (psi)	20,000
DUMMY PLUG FOR MSSL-BCR/FCR/CCR	MSSL-SCP	DUMMY PLUG FOR MSSL-CCP	MSSL-SCR
DUMMY PLUG FOR MSAL-BCR/FCR/CCR	MSAL-SCP	DUMMY PLUG FOR MSAL-CCP	MSAL-SCR

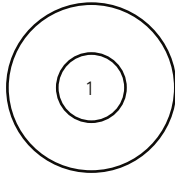
NOTE: Delrin protective caps available upon request.

* See Technical Bulletin 45 71 for internal assembly and hardware specifications.

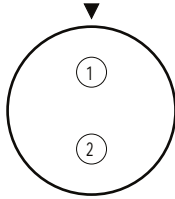
** See Technical Bulletin 45 72 for internal assembly and hardware specifications.

*** Blind tapped hole not to penetrate bulkhead, minimum full thread depth 2 times bolt diameter.

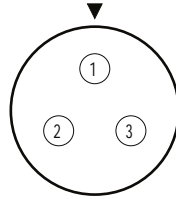
CONTACT
CONFIGURATION
(BCR FACE VIEWS)



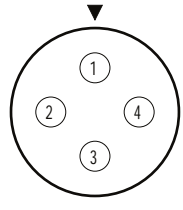
1#1/0



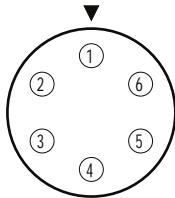
2#8



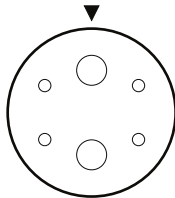
3#8



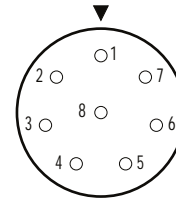
4#8 *



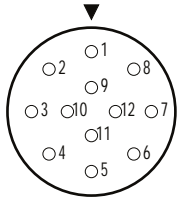
6#10



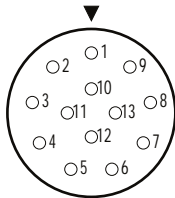
2#8
4#16



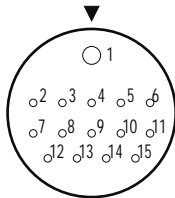
8#16



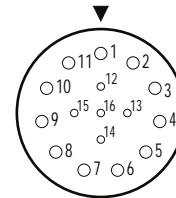
12#16



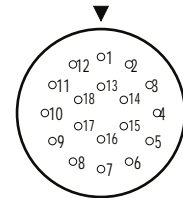
13#16



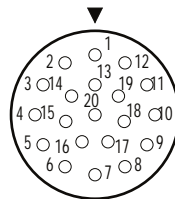
1#16
14#20



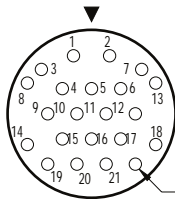
5#20
11#16



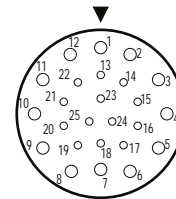
18#20



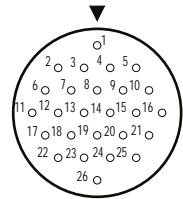
20#16



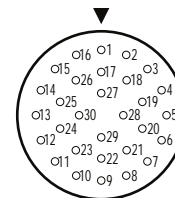
22#16



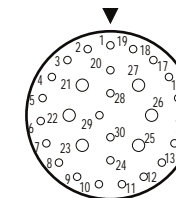
12#16
13#20



26#20



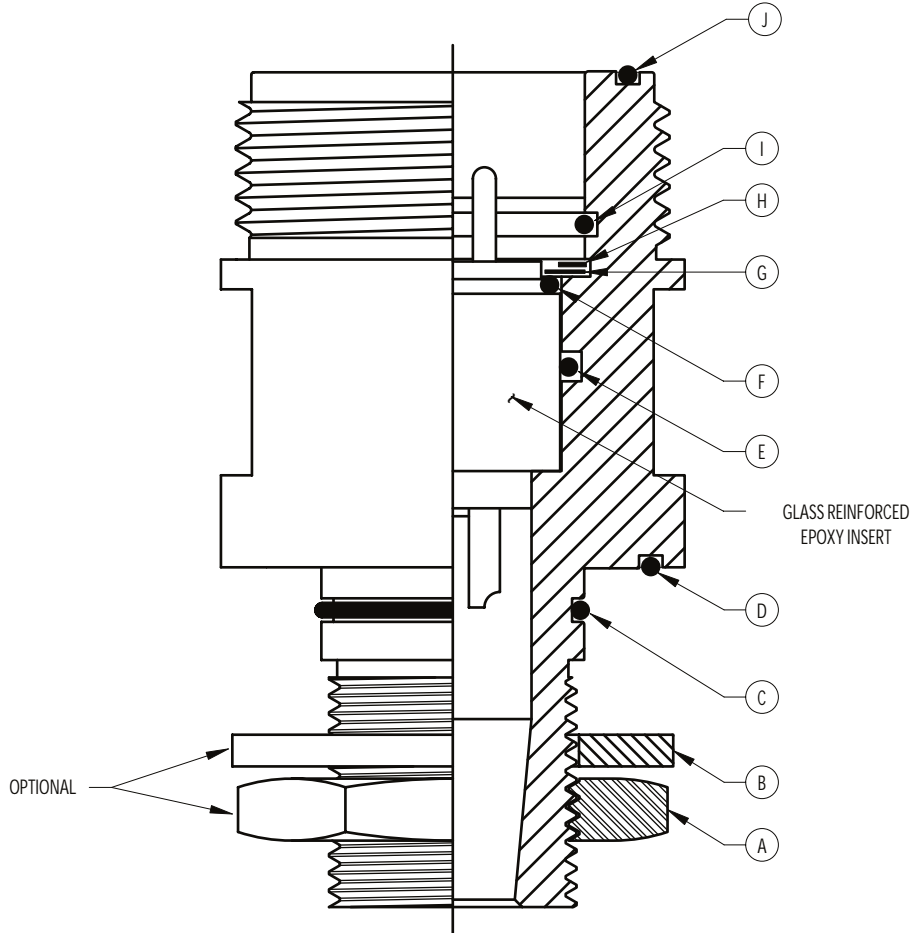
30#20



6#16
24#20

* Available in high voltage.

BCR/FCR/CCR DETAILED ASSEMBLY



SCALE NONE

SHELL SIZE	G	K	L	M	O	Q
A BULKHEAD NUT *	35000 S 00	35000 S 01	35000 S 02	35000 S 03	35000 S 04	35000 S 06
B BULKHEAD WASHER *	35500 S 00	35500 S 01	35500 S 02	35500 S 03	35500 S 04	35500 S 06
C O-RING **	2-017	2-021	2-122	2-224	2-228	2-233
D O-RING **	2-023	2-029	2-131	2-142	2-234	2-241 ***
E O-RING	2-016	2-118	2-122	2-126	2-225	2-230
F O-RING	NONE	2-018	2-022	2-123	2-131	2-141
G INTERNAL WASHER	NONE	35000 S 21	35000 S 22	35000 S 23	35000 S 24	35000 S 26
H SPIROLOX RING	UR-62	UR-106	UR-131	UR-150	UR-187	UR-250
I O-RING	2-016	2-023	2-027	2-128	2-225	2-230
J O-RING	2-020	2-027	5-320	2-132	2-140	2-151

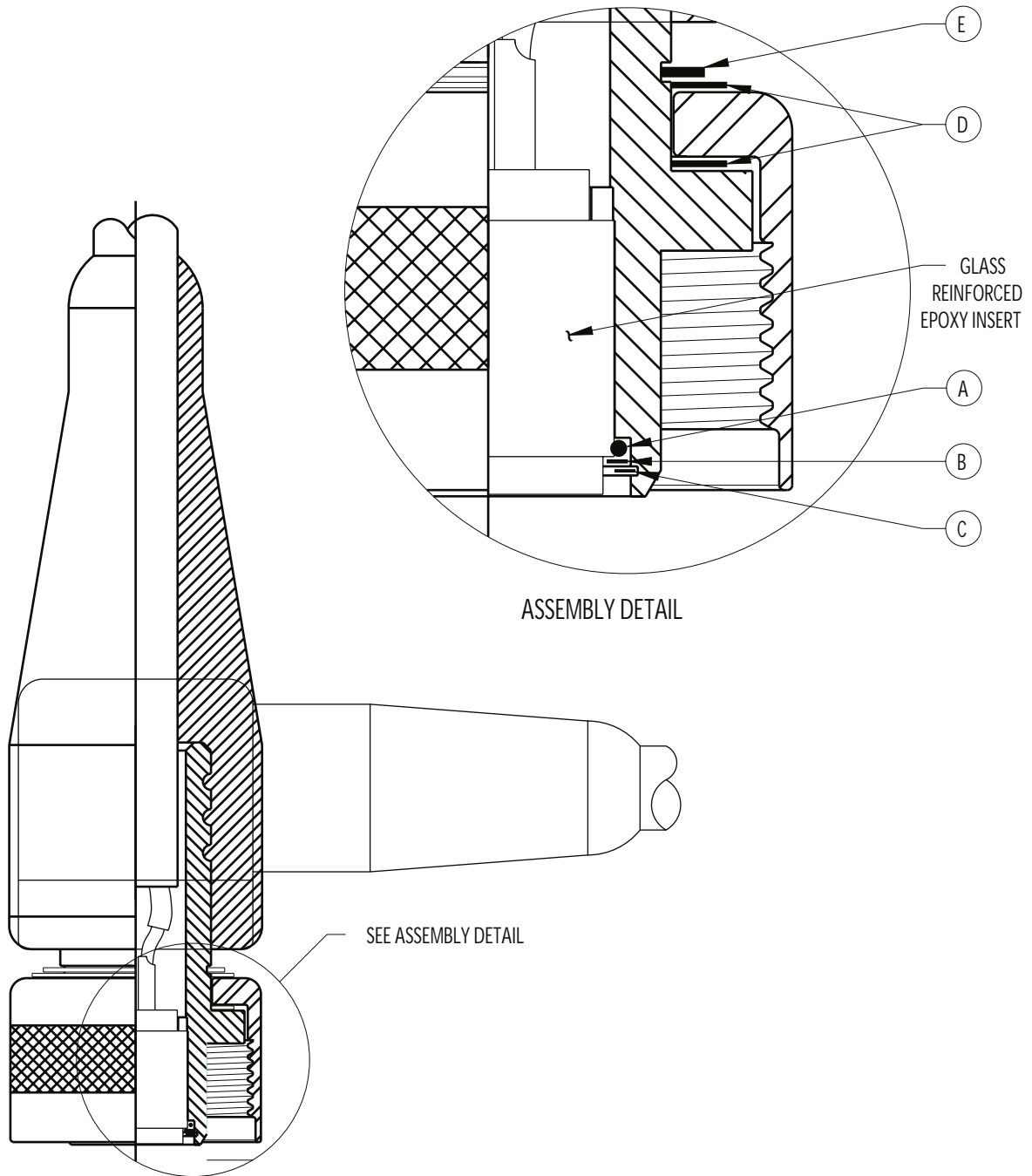
NOTE: See Technical Bulletin 45 10 for J size detailed assembly.

* Not required with FCR or CCR assemblies.

** Not required with CCR assembly.

*** FCR uses 2-240.

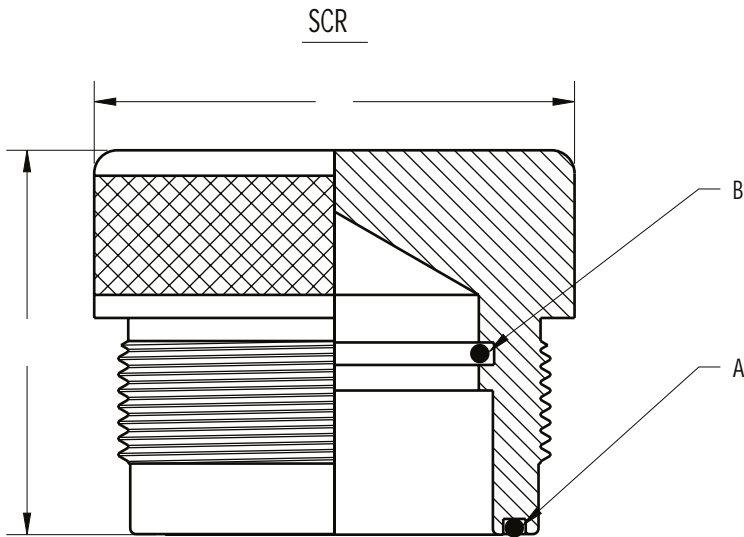
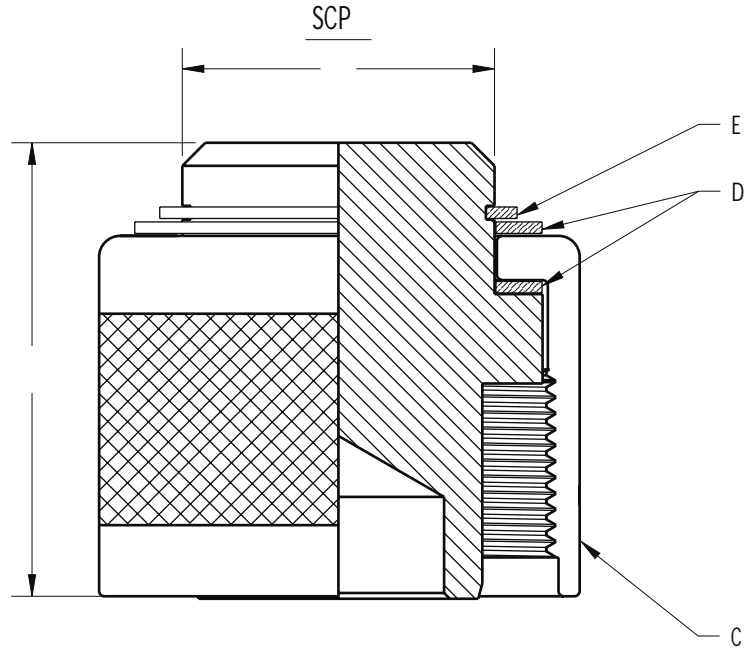
CCP DETAILED ASSEMBLY



SCALE NONE

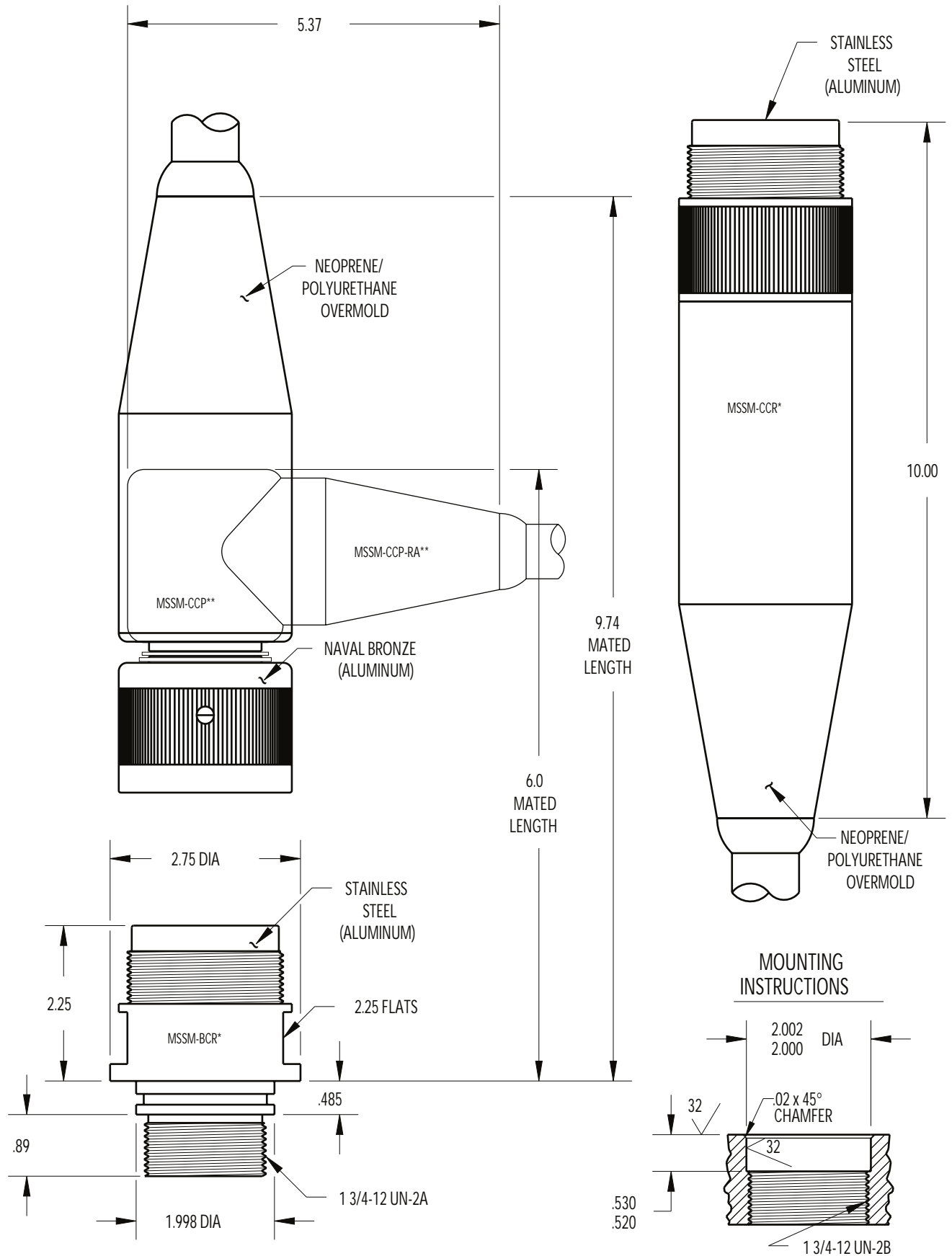
SHELL SIZE	G	K	L	M	O	Q
A O-RING	NONE	2-017	2-021	2-024	2-127	2-137
B WASHER	NONE	35000 S 31	35000 S 32	35000 S 33	35000 S 34	35000 S 36
C SPIROLOX RING	NONE	UR-87	UR-112	UR-137	UR-162	UR-225
D DELRIN WASHER (2X)	NONE	35000 P 11	35000 P 12	35000 P 13	35000 P 14	35000 P 16
E RETAINING RING	5100-87	5100-112	5100-137	5100-162	5100-212	5100-275

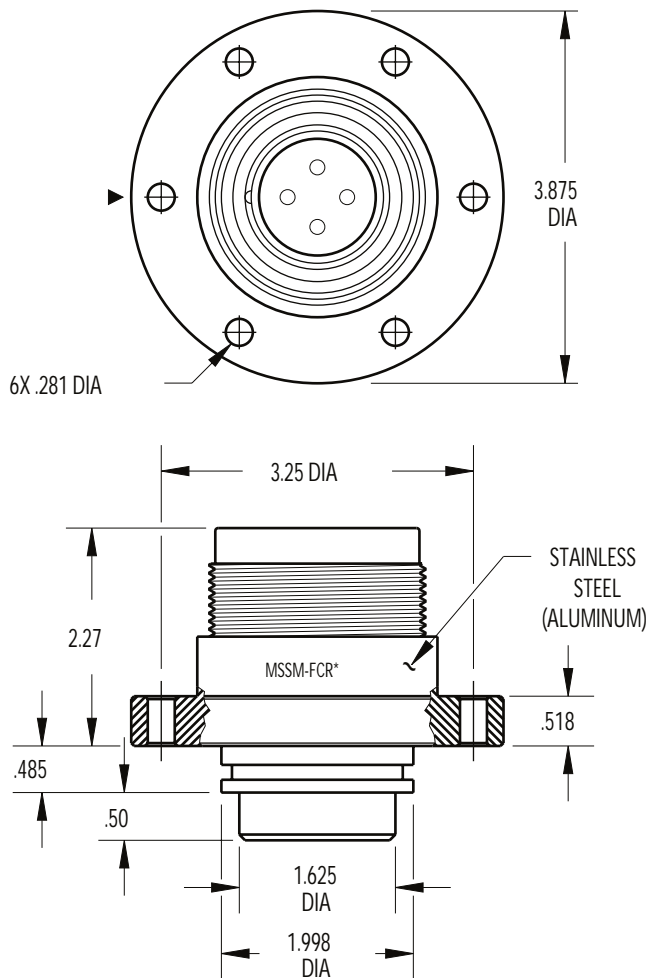
NOTE: See Technical Bulletin 45 10 for J size detailed assembly.



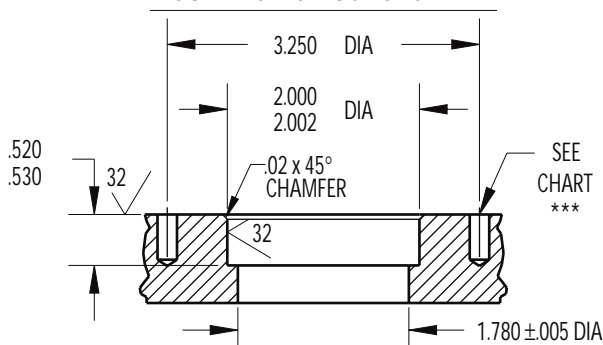
CONNECTOR SIZE	MSK	MSL	MSM	MSO	MSQ
A O-RING	2-027	5-320	2-132	2-140	2-151
B O-RING	2-023	2-027	2-128	2-225	2-230
C ENGAGING NUT	607406	607507	607606	607706	607917
D DELRIN WASHER (2X)	35000 P11	35000 P12	35000 P13	35000 P14	35000 P16
E RETAINING RING	5100-112	5100-137	5100-162	5100-212	5100-275
F DIA	1.11	1.38	1.62	2.12	2.75
G	1.56	1.56	2.37	2.37	2.37
H DIA	1.87	2.12	2.50	3.00	3.87
I	1.50	1.50	2.00	2.00	2.12
MATED PRESSURE RATING (psi)	20,000	20,000	20,000	20,000	20,000

SCALE NONE





MOUNTING INSTRUCTIONS



MOUNTING TORQUE FOR MSSM, MSAM-BCR	not to exceed 200 in/lbs	MATED PRESSURE RATING (psi)	20,000
DUMMY PLUG FOR MSSM-BCR/FCR/CCR	MSSM-SCP	DUMMY PLUG FOR MSSM-CCP	MSSM-SCR
DUMMY PLUG FOR MSAM-BCR/FCR/CCR	MSAM-SCP	DUMMY PLUG FOR MSAM-CCP	MSAM-SCR

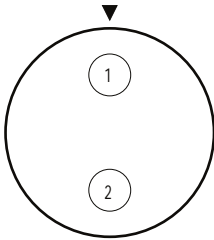
NOTE: Delrin protective caps available upon request.

* See Technical Bulletin 45 71 for internal assembly and hardware specifications.

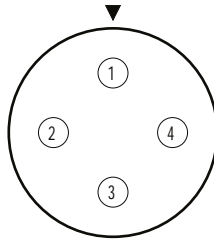
** See Technical Bulletin 45 72 for internal assembly and hardware specifications.

*** Blind tapped hole not to penetrate bulkhead, minimum full thread depth 2 times bolt diameter.

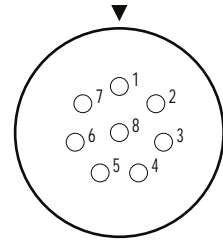
CONTACT
CONFIGURATION
(BCR FACE VIEWS)



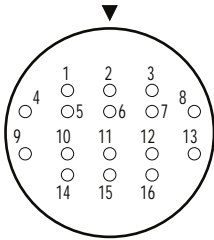
2#6 *



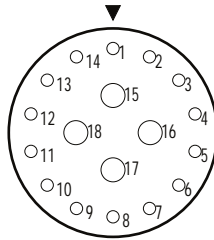
4#8 *



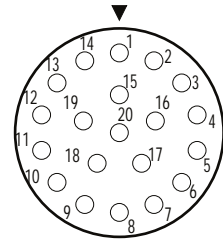
8#14



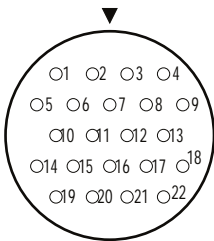
16#16



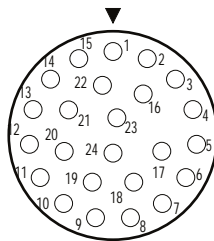
4#10
14#16



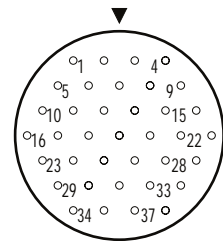
20#14



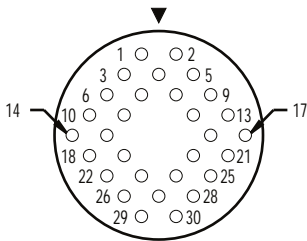
22#16



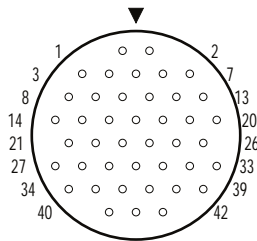
24#14



37#20



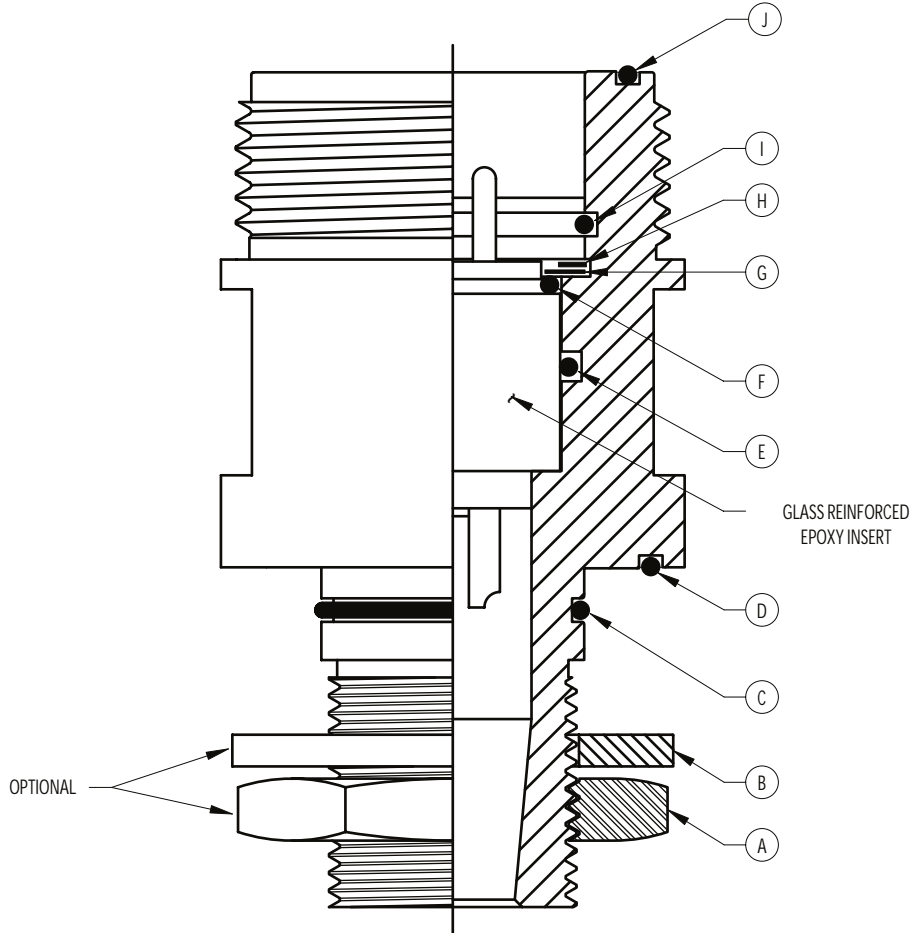
30#16



42#20

* Available in high voltage.

BCR/FCR/CCR DETAILED ASSEMBLY



SCALE NONE

SHELL SIZE	G	K	L	M	O	Q
A BULKHEAD NUT *	35000 S 00	35000 S 01	35000 S 02	35000 S 03	35000 S 04	35000 S 06
B BULKHEAD WASHER *	35500 S 00	35500 S 01	35500 S 02	35500 S 03	35500 S 04	35500 S 06
C O-RING **	2-017	2-021	2-122	2-224	2-228	2-233
D O-RING **	2-023	2-029	2-131	2-142	2-234	2-241 ***
E O-RING	2-016	2-118	2-122	2-126	2-225	2-230
F O-RING	NONE	2-018	2-022	2-123	2-131	2-141
G INTERNAL WASHER	NONE	35000 S 21	35000 S 22	35000 S 23	35000 S 24	35000 S 26
H SPIROLOX RING	UR-62	UR-106	UR-131	UR-150	UR-187	UR-250
I O-RING	2-016	2-023	2-027	2-128	2-225	2-230
J O-RING	2-020	2-027	5-320	2-132	2-140	2-151

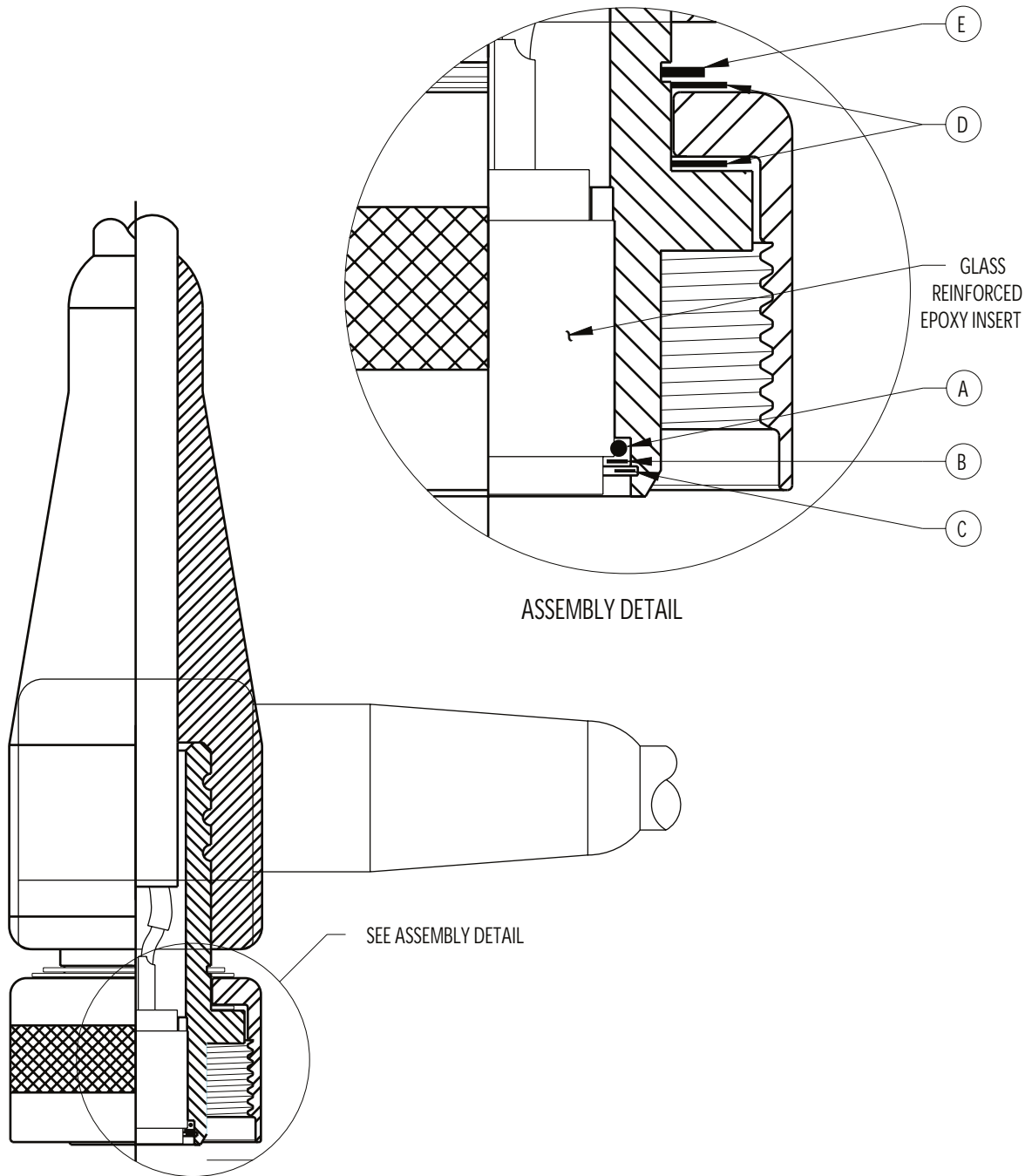
NOTE: See Technical Bulletin 45 10 for J size detailed assembly.

* Not required with FCR or CCR assemblies.

** Not required with CCR assembly.

*** FCR uses 2-240.

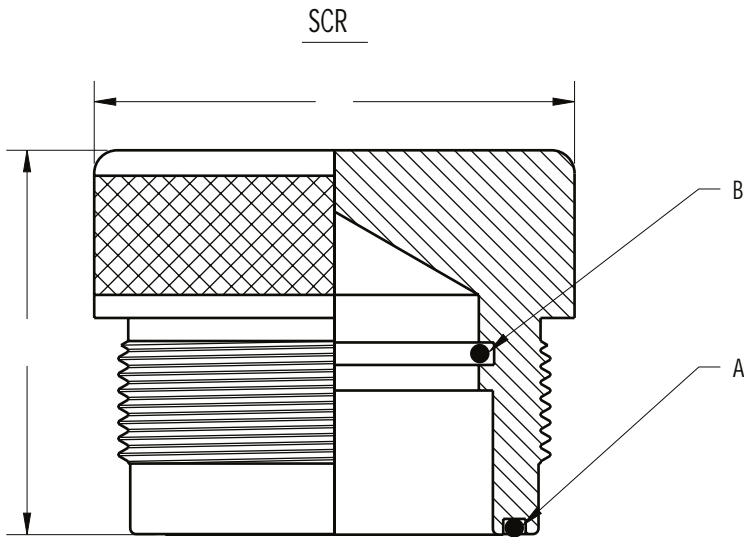
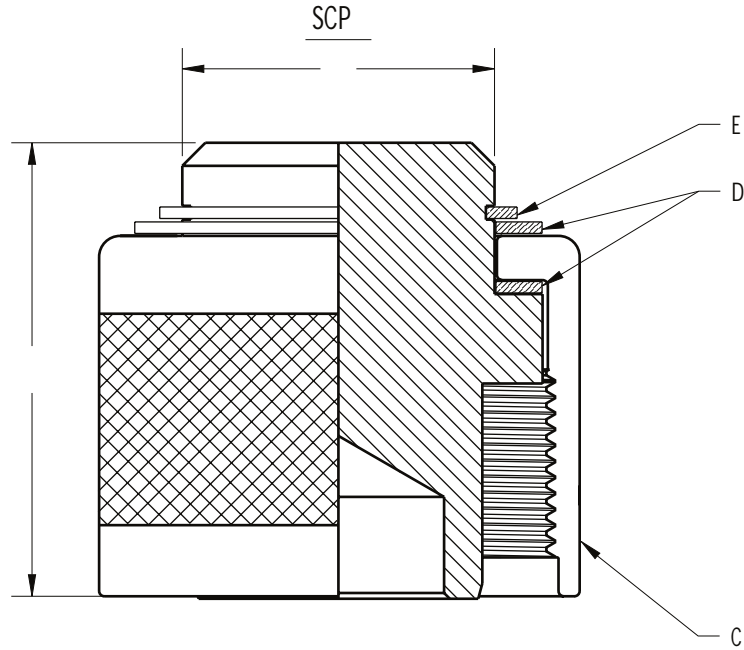
CCP DETAILED ASSEMBLY



SCALE NONE

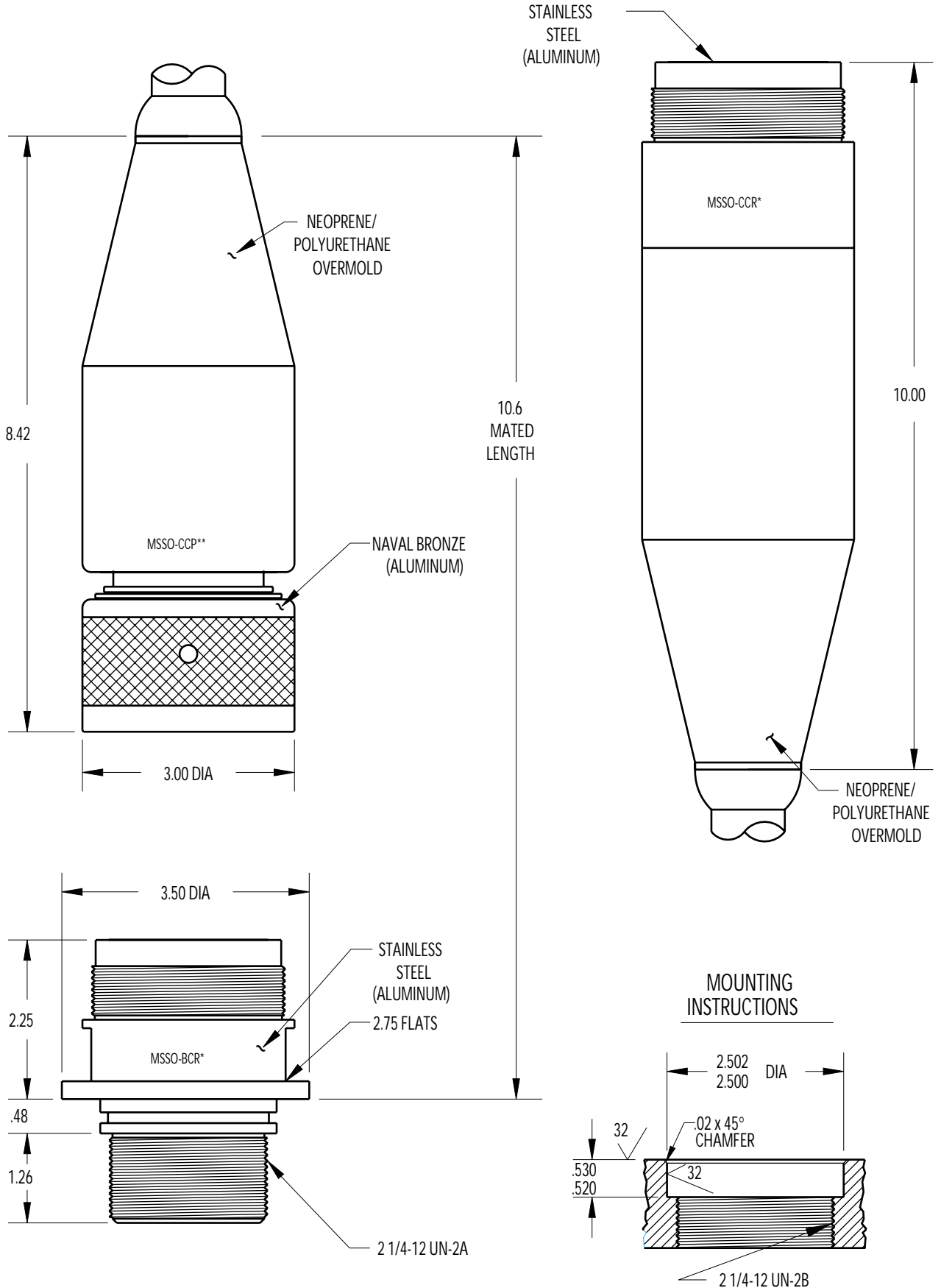
SHELL SIZE	G	K	L	M	O	Q
A O-RING	NONE	2-017	2-021	2-024	2-127	2-137
B WASHER	NONE	35000 S 31	35000 S 32	35000 S 33	35000 S 34	35000 S 36
C SPIROLOX RING	NONE	UR-87	UR-112	UR-137	UR-162	UR-225
D DELRIN WASHER (2X)	NONE	35000 P 11	35000 P 12	35000 P 13	35000 P 14	35000 P 16
E RETAINING RING	5100-87	5100-112	5100-137	5100-162	5100-212	5100-275

NOTE: See Technical Bulletin 45 10 for J size detailed assembly.

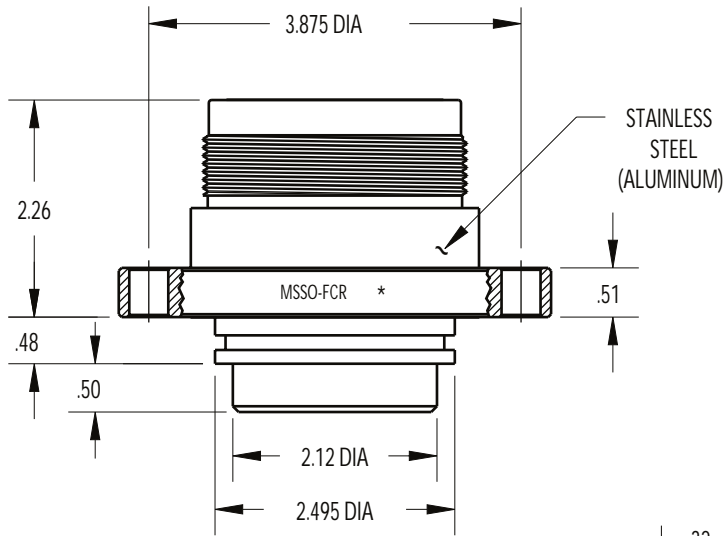
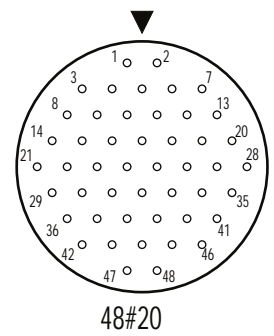
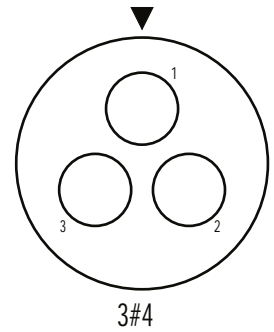
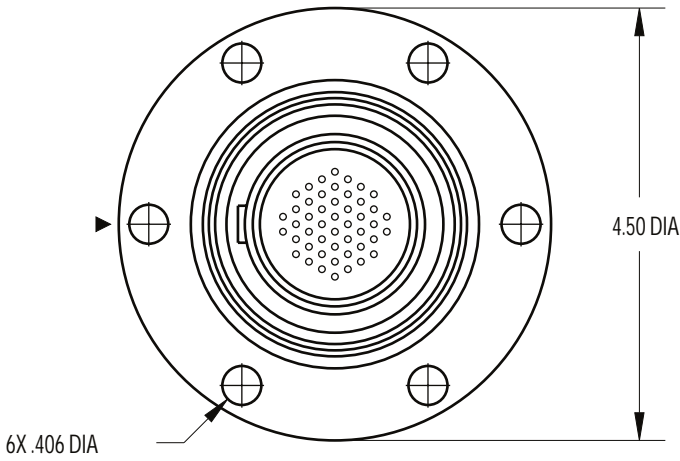


CONNECTOR SIZE	MSK	MSL	MSM	MSO	MSQ
A O-RING	2-027	5-320	2-132	2-140	2-151
B O-RING	2-023	2-027	2-128	2-225	2-230
C ENGAGING NUT	607406	607507	607606	607706	607917
D DELRIN WASHER (2X)	35000 P11	35000 P12	35000 P13	35000 P14	35000 P16
E RETAINING RING	5100-112	5100-137	5100-162	5100-212	5100-275
F DIA	1.11	1.38	1.62	2.12	2.75
G	1.56	1.56	2.37	2.37	2.37
H DIA	1.87	2.12	2.50	3.00	3.87
I	1.50	1.50	2.00	2.00	2.12
MATED PRESSURE RATING (psi)	20,000	20,000	20,000	20,000	20,000

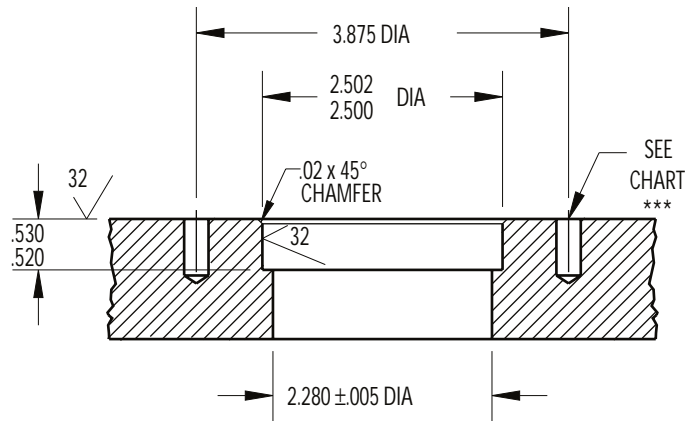
SCALE NONE



CONTACT
CONFIGURATION
(BCR FACE VIEWS)

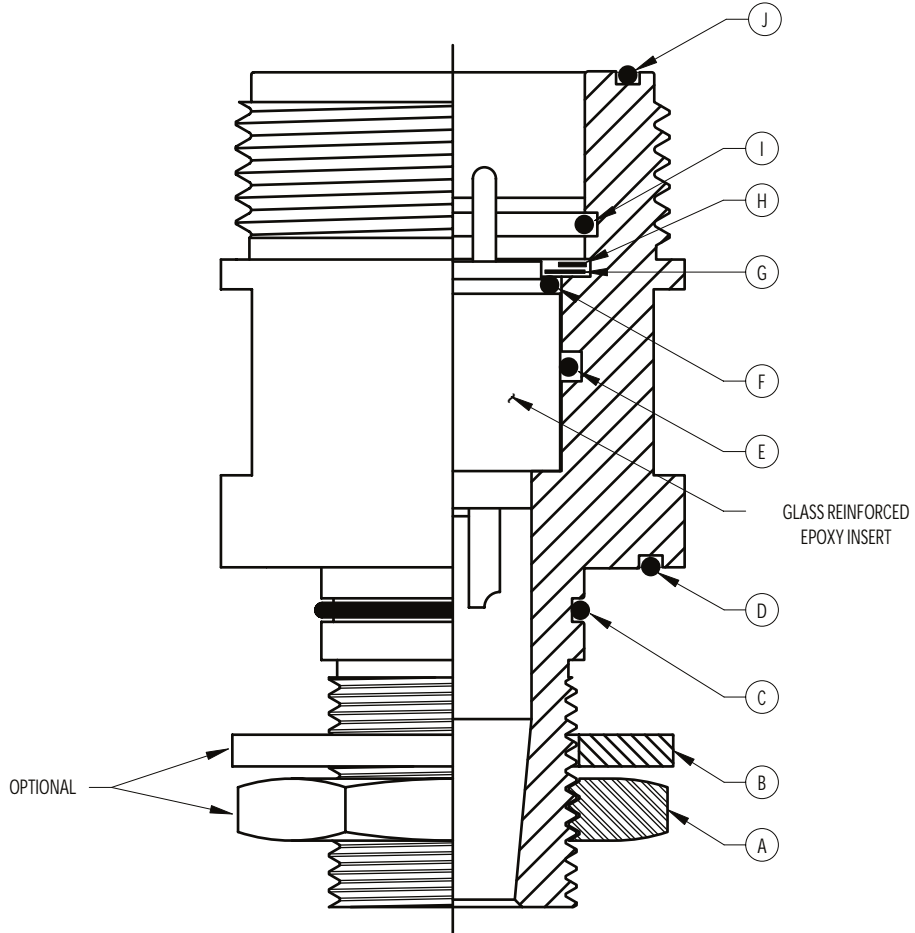


MOUNTING INSTRUCTIONS



MOUNTING TORQUE FOR MSSO, MSAO-BCR	not to exceed 200 in/lbs	MATED PRESSURE RATING (psi)	20,000
DUMMY PLUG FOR MSSO-BCR/FCR/CCR	MSSO-SCP	DUMMY PLUG FOR MSSO-CCP	MSSO-SCR
DUMMY PLUG FOR MSAO-BCR/FCR/CCR	MSAO-SCP	DUMMY PLUG FOR MSAO-CCP	MSAO-SCR
NOTE: Delrin protective caps available upon request. * See Technical Bulletin 45 71 for internal assembly and hardware specifications. ** See Technical Bulletin 45 72 for internal assembly and hardware specifications. *** Blind tapped hole not to penetrate bulkhead, minimum full thread depth 2 times bolt diameter.			

BCR/FCR/CCR DETAILED ASSEMBLY



SCALE NONE

SHELL SIZE	G	K	L	M	O	Q
A BULKHEAD NUT *	35000 S 00	35000 S 01	35000 S 02	35000 S 03	35000 S 04	35000 S 06
B BULKHEAD WASHER *	35500 S 00	35500 S 01	35500 S 02	35500 S 03	35500 S 04	35500 S 06
C O-RING **	2-017	2-021	2-122	2-224	2-228	2-233
D O-RING **	2-023	2-029	2-131	2-142	2-234	2-241 ***
E O-RING	2-016	2-118	2-122	2-126	2-225	2-230
F O-RING	NONE	2-018	2-022	2-123	2-131	2-141
G INTERNAL WASHER	NONE	35000 S 21	35000 S 22	35000 S 23	35000 S 24	35000 S 26
H SPIROLOX RING	UR-62	UR-106	UR-131	UR-150	UR-187	UR-250
I O-RING	2-016	2-023	2-027	2-128	2-225	2-230
J O-RING	2-020	2-027	5-320	2-132	2-140	2-151

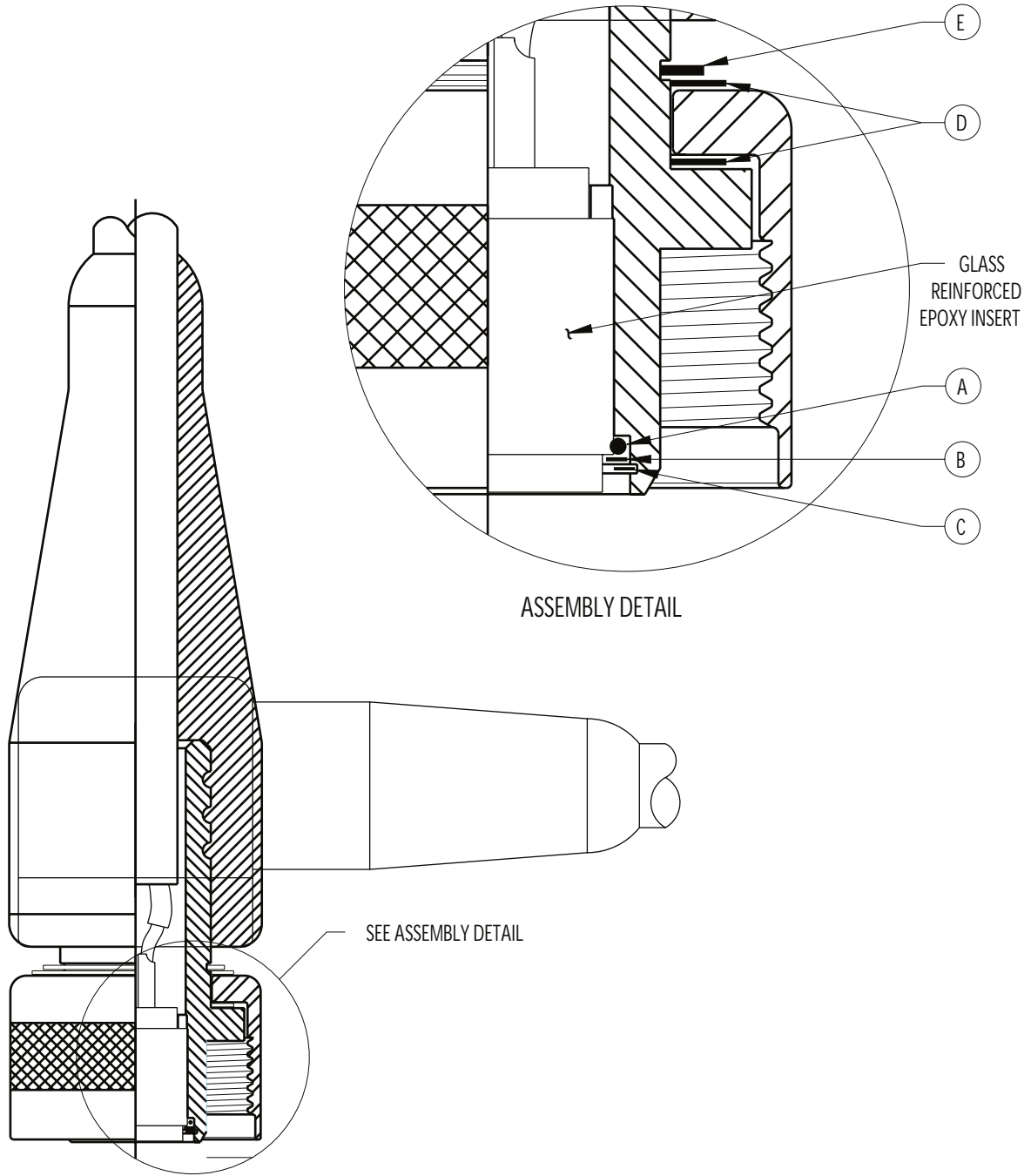
NOTE: See Technical Bulletin 45 10 for J size detailed assembly.

* Not required with FCR or CCR assemblies.

** Not required with CCR assembly.

*** FCR uses 2-240.

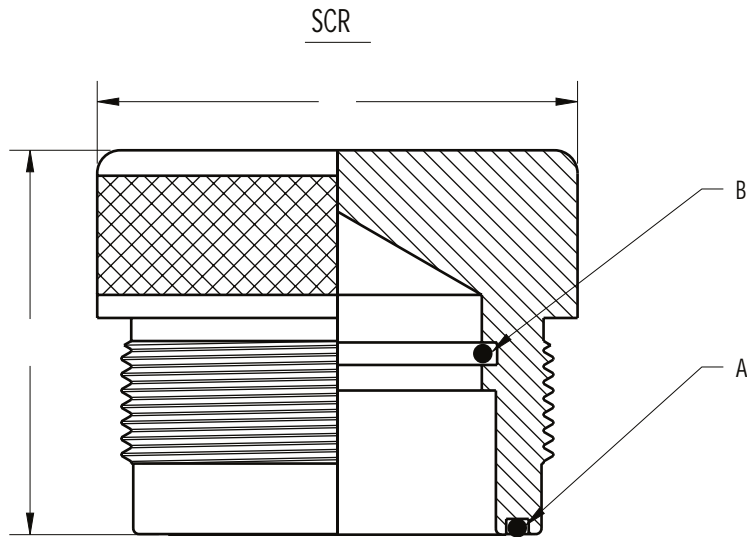
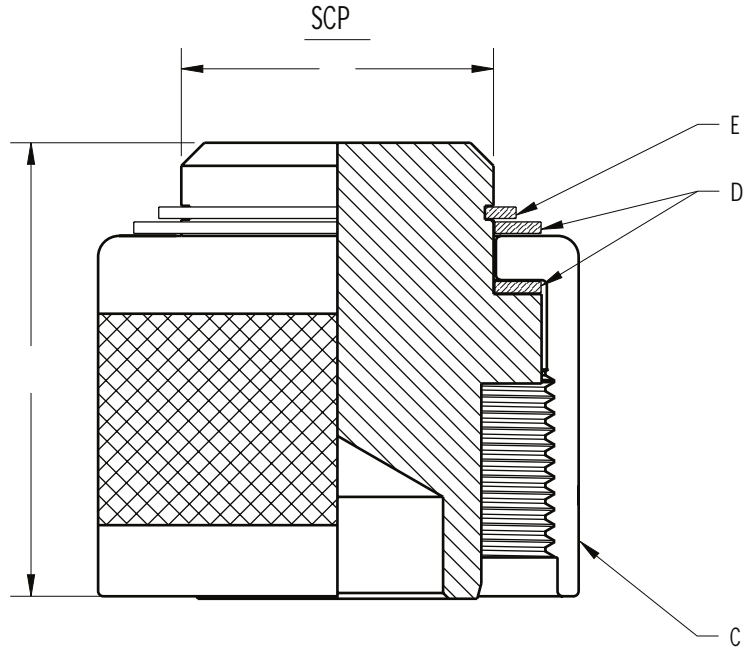
CCP DETAILED ASSEMBLY



SCALE NONE

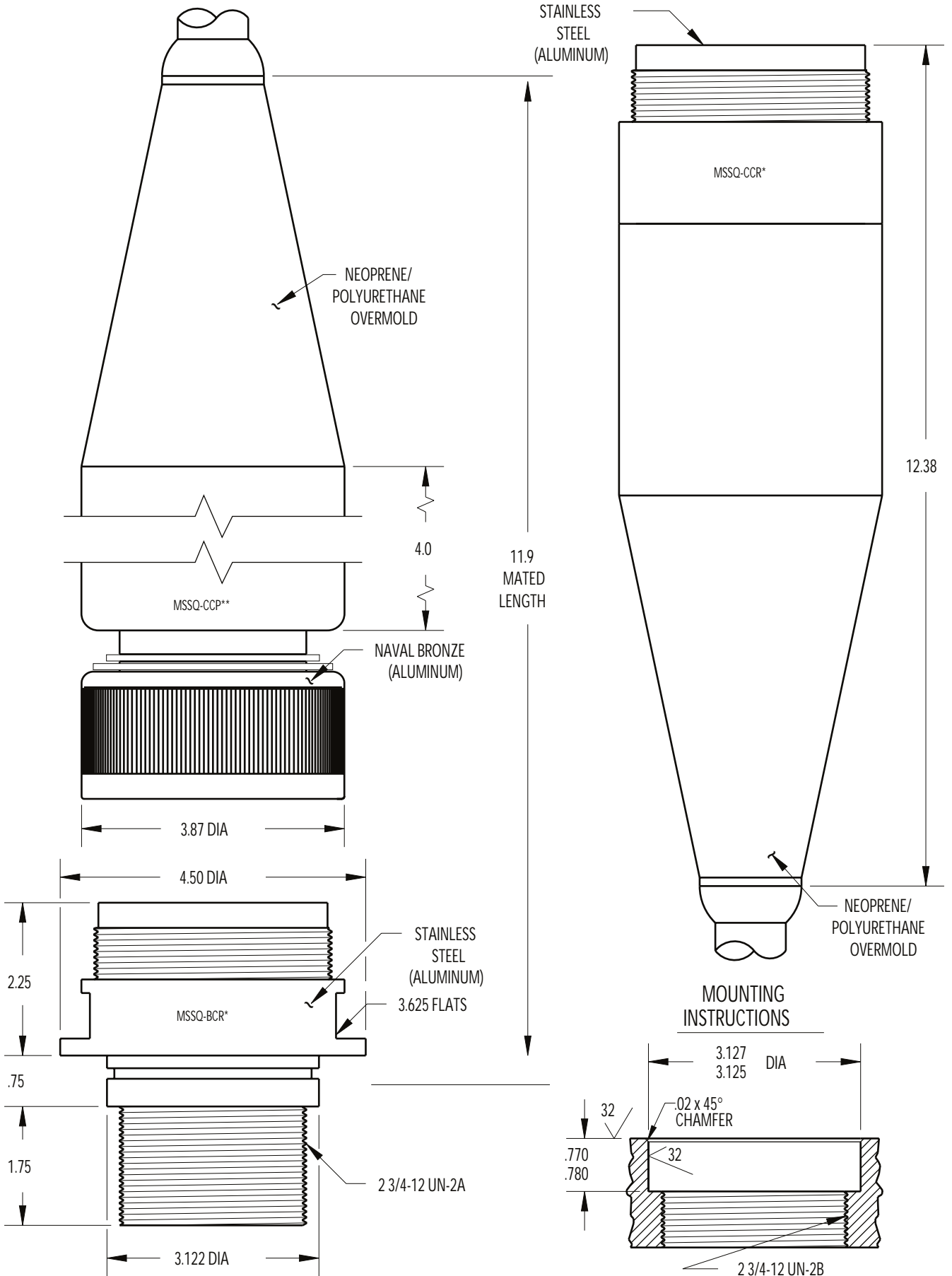
SHELL SIZE	G	K	L	M	O	Q
A O-RING	NONE	2-017	2-021	2-024	2-127	2-137
B WASHER	NONE	35000 S 31	35000 S 32	35000 S 33	35000 S 34	35000 S 36
C SPIROLOX RING	NONE	UR-87	UR-112	UR-137	UR-162	UR-225
D DELRIN WASHER (2X)	NONE	35000 P 11	35000 P 12	35000 P 13	35000 P 14	35000 P 16
E RETAINING RING	5100-87	5100-112	5100-137	5100-162	5100-212	5100-275

NOTE: See Technical Bulletin 45 10 for J size detailed assembly.

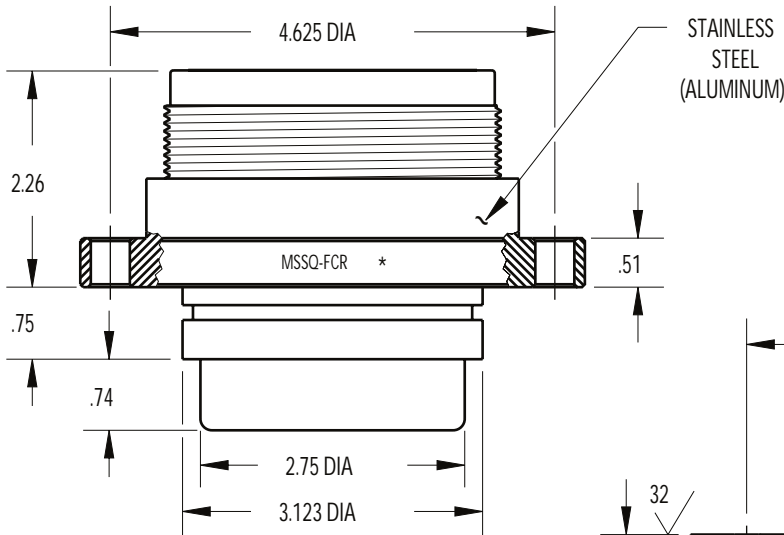
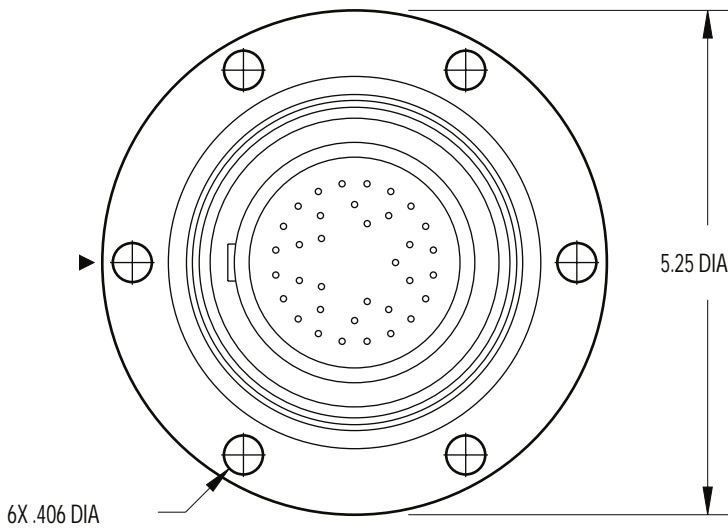


CONNECTOR SIZE	MSK	MSL	MSM	MSO	MSQ
A O-RING	2-027	5-320	2-132	2-140	2-151
B O-RING	2-023	2-027	2-128	2-225	2-230
C ENGAGING NUT	607406	607507	607606	607706	607917
D DELRIN WASHER (2X)	35000 P11	35000 P12	35000 P13	35000 P14	35000 P16
E RETAINING RING	5100-112	5100-137	5100-162	5100-212	5100-275
F DIA	1.11	1.38	1.62	2.12	2.75
G	1.56	1.56	2.37	2.37	2.37
H DIA	1.87	2.12	2.50	3.00	3.87
I	1.50	1.50	2.00	2.00	2.12
MATED PRESSURE RATING (psi)	20,000	20,000	20,000	20,000	20,000

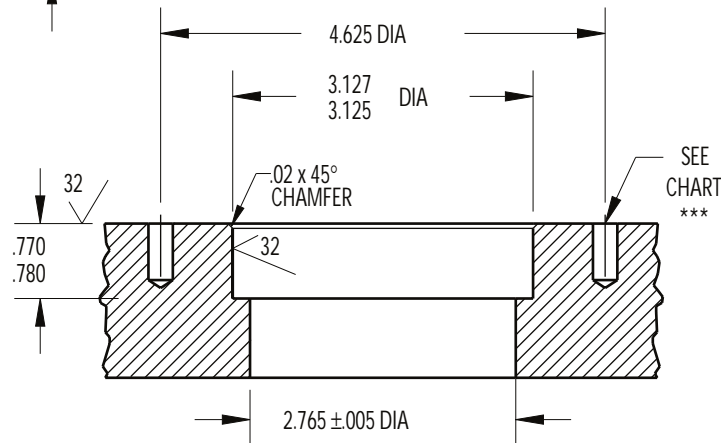
SCALE NONE



MOUNTING INSTRUCTIONS



MOUNTING INSTRUCTIONS



MOUNTING TORQUE FOR MSSQ, MSAQ-BCR	not to exceed 200 in/lbs	MATED PRESSURE RATING (psi)	20,000
DUMMY PLUG FOR MSSQ-BCR/FCR/CCR	MSSQ-SCP	DUMMY PLUG FOR MSSQ-CCP	MSSQ-SCR
DUMMY PLUG FOR MSAQ-BCR/FCR/CCR	MSAQ-SCP	DUMMY PLUG FOR MSAQ-CCP	MSAQ-SCR

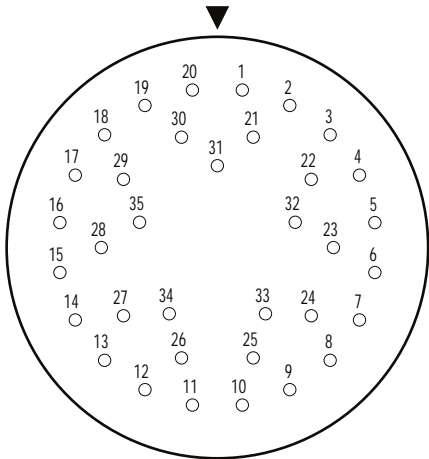
NOTE: Delrin protective caps available upon request.

* See Technical Bulletin 45 71 for internal assembly and hardware specifications.

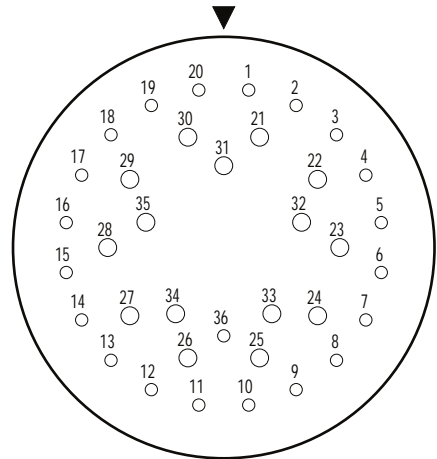
** See Technical Bulletin 45 72 for internal assembly and hardware specifications.

*** Blind tapped hole not to penetrate bulkhead, minimum full thread depth 2 times bolt diameter.

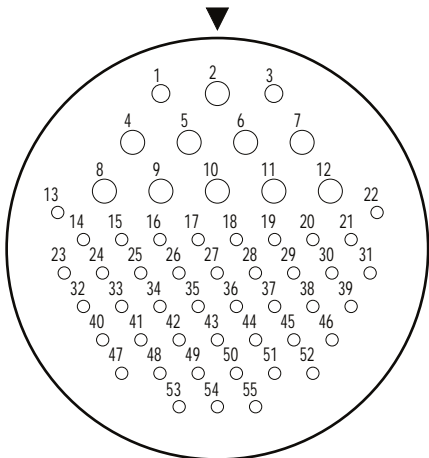
CONTACT
CONFIGURATION
(BCR FACE VIEWS)



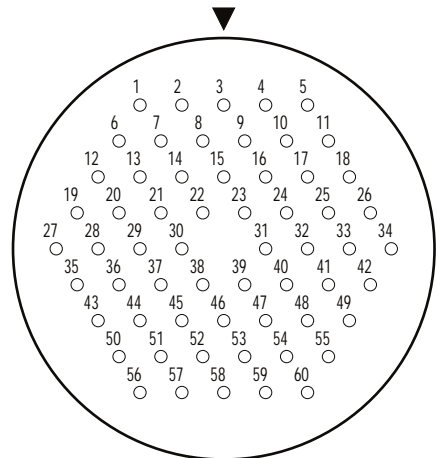
35#16
(High Voltage)



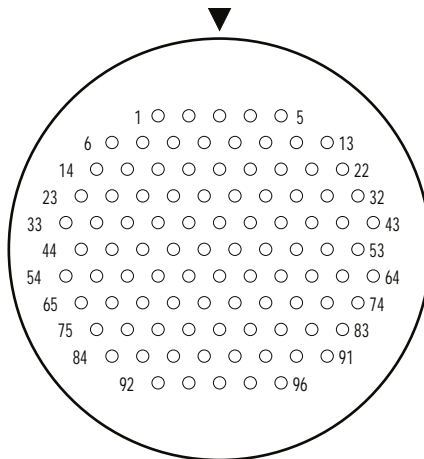
15#14
21#16
(High Voltage)



10#10
45#16

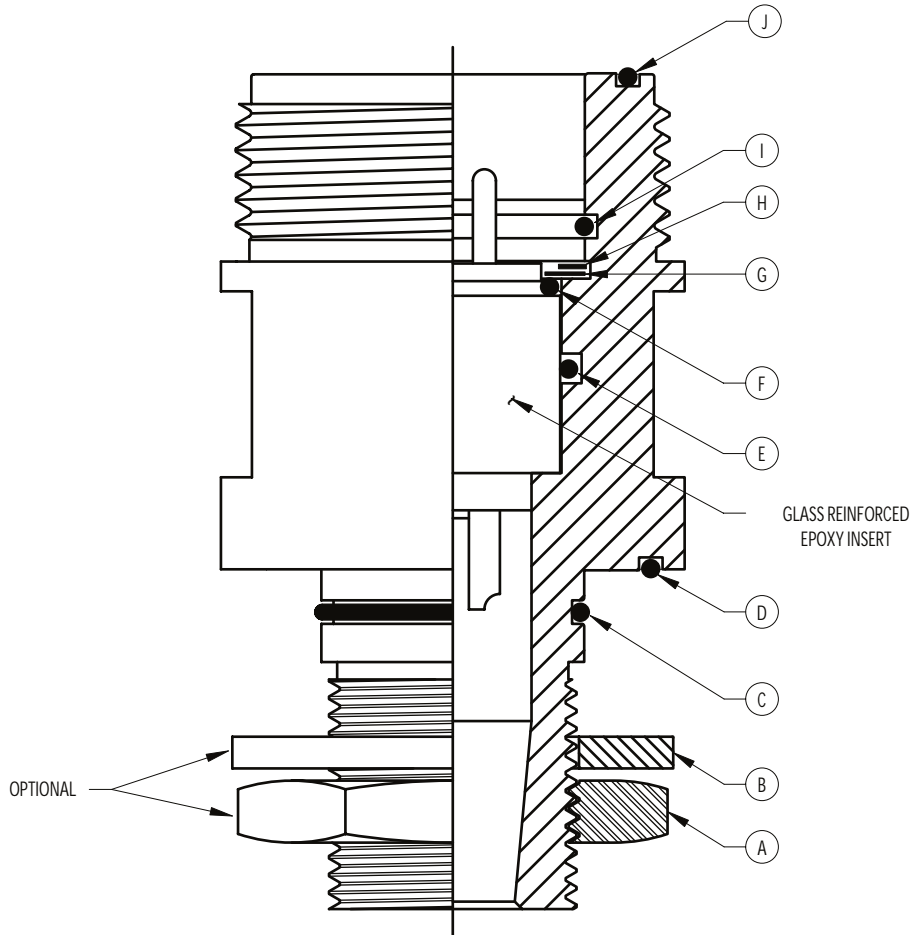


60#16



96#16

BCR/FCR/CCR DETAILED ASSEMBLY



SCALE NONE

SHELL SIZE	G	K	L	M	O	Q
A BULKHEAD NUT *	35000 S 00	35000 S 01	35000 S 02	35000 S 03	35000 S 04	35000 S 06
B BULKHEAD WASHER *	35500 S 00	35500 S 01	35500 S 02	35500 S 03	35500 S 04	35500 S 06
C O-RING **	2-017	2-021	2-122	2-224	2-228	2-233
D O-RING **	2-023	2-029	2-131	2-142	2-234	2-241 ***
E O-RING	2-016	2-118	2-122	2-126	2-225	2-230
F O-RING	NONE	2-018	2-022	2-123	2-131	2-141
G INTERNAL WASHER	NONE	35000 S 21	35000 S 22	35000 S 23	35000 S 24	35000 S 26
H SPIROLOX RING	UR-62	UR-106	UR-131	UR-150	UR-187	UR-250
I O-RING	2-016	2-023	2-027	2-128	2-225	2-230
J O-RING	2-020	2-027	5-320	2-132	2-140	2-151

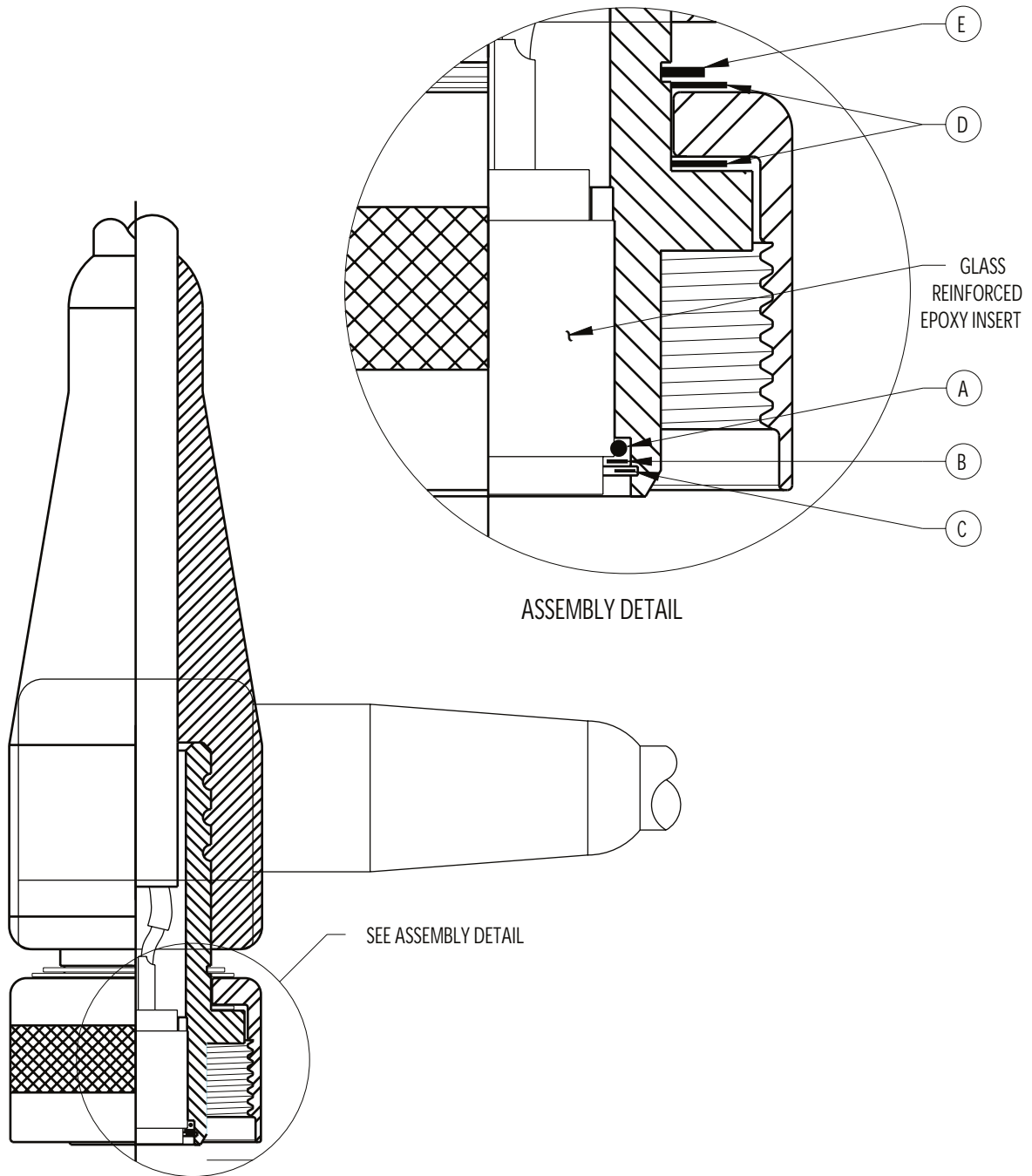
NOTE: See Technical Bulletin 45 10 for J size detailed assembly.

* Not required with FCR or CCR assemblies.

** Not required with CCR assembly.

*** FCR uses 2-240.

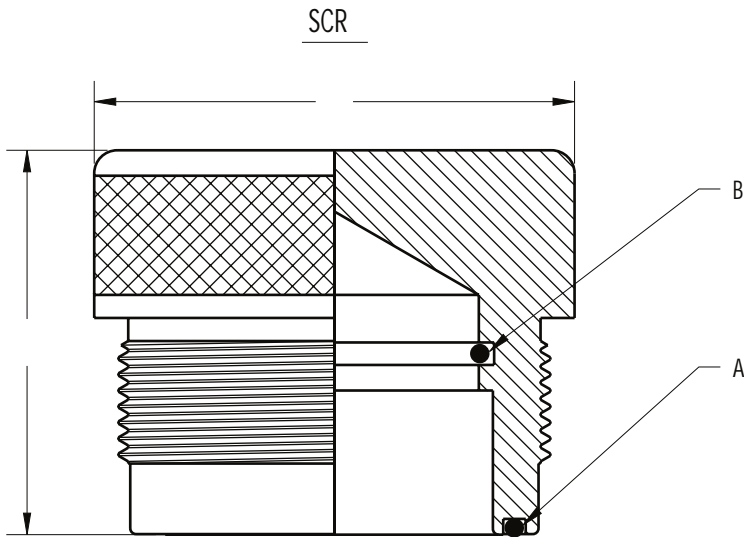
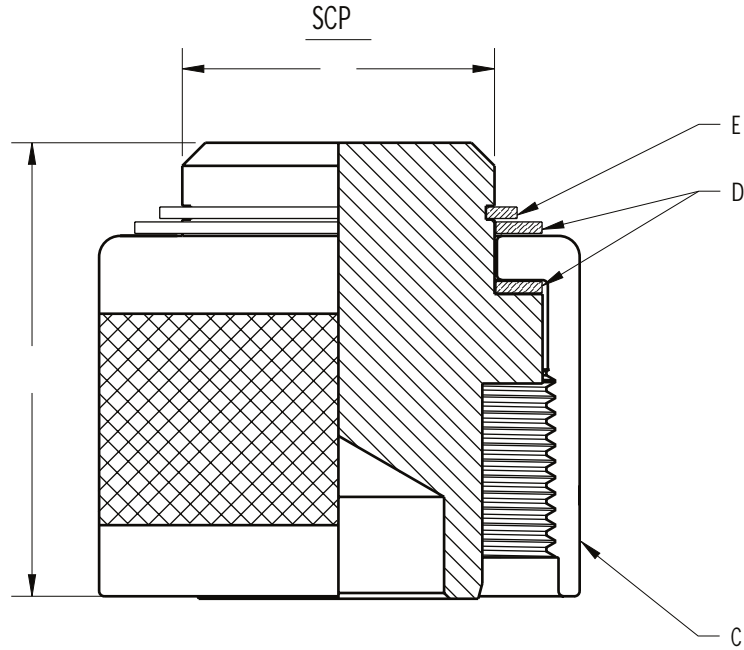
CCP DETAILED ASSEMBLY



SCALE NONE

SHELL SIZE	G	K	L	M	O	Q
A O-RING	NONE	2-017	2-021	2-024	2-127	2-137
B WASHER	NONE	35000 S 31	35000 S 32	35000 S 33	35000 S 34	35000 S 36
C SPIROLOX RING	NONE	UR-87	UR-112	UR-137	UR-162	UR-225
D DELRIN WASHER (2X)	NONE	35000 P 11	35000 P 12	35000 P 13	35000 P 14	35000 P 16
E RETAINING RING	5100-87	5100-112	5100-137	5100-162	5100-212	5100-275

NOTE: See Technical Bulletin 45 10 for J size detailed assembly.



CONNECTOR SIZE	MSK	MSL	MSM	MSO	MSQ
A O-RING	2-027	5-320	2-132	2-140	2-151
B O-RING	2-023	2-027	2-128	2-225	2-230
C ENGAGING NUT	607406	607507	607606	607706	607917
D DELRIN WASHER (2X)	35000 P11	35000 P12	35000 P13	35000 P14	35000 P16
E RETAINING RING	5100-112	5100-137	5100-162	5100-212	5100-275
F DIA	1.11	1.38	1.62	2.12	2.75
G	1.56	1.56	2.37	2.37	2.37
H DIA	1.87	2.12	2.50	3.00	3.87
I	1.50	1.50	2.00	2.00	2.12
MATED PRESSURE RATING (psi)	20,000	20,000	20,000	20,000	20,000



SCALE NONE

Metal Shell PBOF



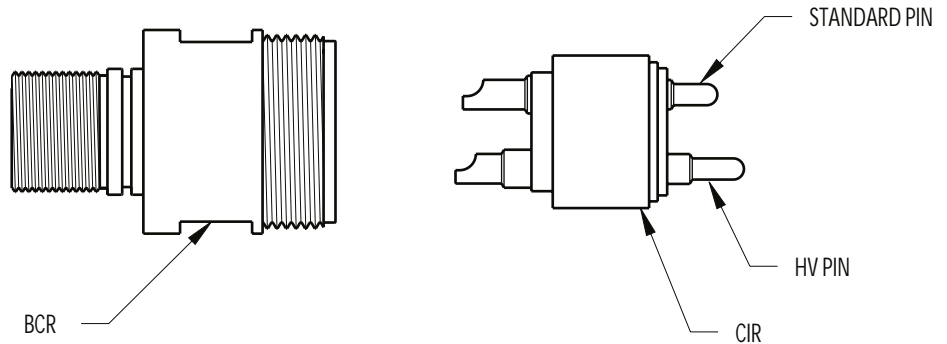
[Usage](#)
[Specs](#)

- 316 stainless steel bodies with naval bronze engaging nut ([MSS-](#))
- Optional material is 6061-T6 hard anodized aluminum ([MSA-](#)).
- Bulkhead connectors available as a threaded or flanged version.
- Cable connector plugs available in straight or right-angled configuration. (straight only for aluminum)
- Both bulkhead and cable connectors use a removable glass reinforced epoxy insert. The cable connector plug insert ([CIP](#)) has a valve molded into the glass reinforced epoxy.
- Tube size on cable connectors must be specified at time of order (see [specs](#))
- Up to 7500 PSI pressure rating in mated condition with back-potted bulkhead connector
- Bulkhead connectors open face pressure rated to 5,000 PSI.
- Contacts gold plated per MIL-G-45204

Connector	# of Contacts	Voltage Rating (VDC)	Bulkhead Thread	Tube Size	Mated Pressure Rating (PSI)	PDF
MSSK/MSAK PBOF	6, 8, 20	1500 1000 600	1"-14	1/2" O.D. Max.	7,500 (with back-potted bulkhead)	 
MSSL/MSAL PBOF	4HV, 6, 12, 16, 22, 26	3000 1000 300	1 1/4"-12	3/4" O.D. Max.	7,500 (with back-potted bulkhead)	
MSSM/MSAM PBOF	2, 4, 4HV, 6, 21,22,30, 40	1000 3000 600 300	1 3/4"-12	1" O.D. Max.	7,500 (with back-potted bulkhead)	
MSSQ/MSAQ PBOF	35 HV, 36 HV	2000	2 3/4"-12	1 1/4" O.D. Max.	7,500 (with back-potted bulkhead)	

[Top](#)

BULKHEAD CONNECTOR RECEPTACLE

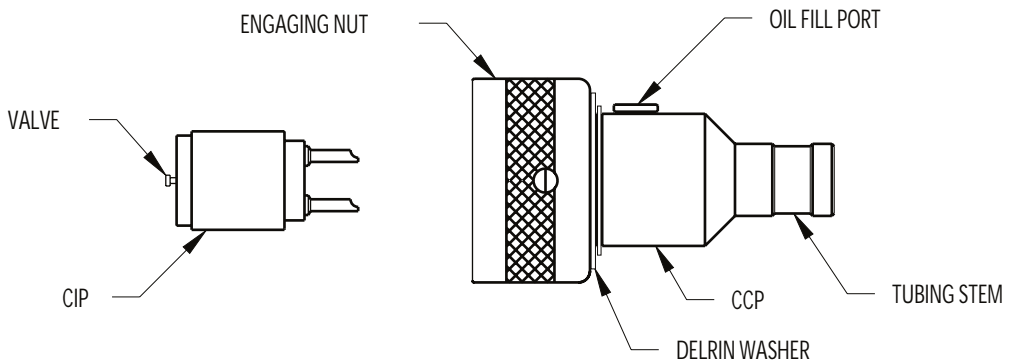


MSSL- * -BCR PBOF HV

DESCRIPTION:

SHELL TYPE: MS - METAL SHELL
 SHELL MATERIAL: S - STAINLESS STEEL
 SHELL SIZE: L
 CONTACT CONFIGURATION: *
 PART TYPE: BCR - BULKHEAD CONNECTOR RECEPTACLE
 SPECIAL FEATURES: PBOF - PRESSURE BALANCED OIL FILLED
 SPECIAL CONTACT SPECS: HV - HIGH VOLTAGE

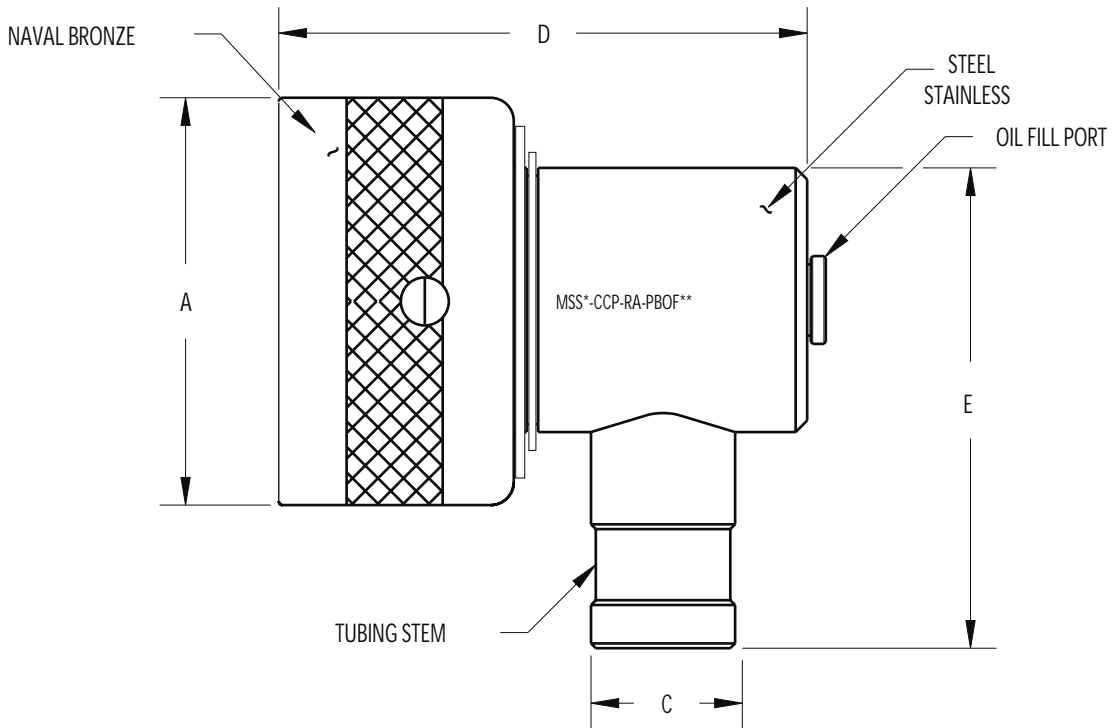
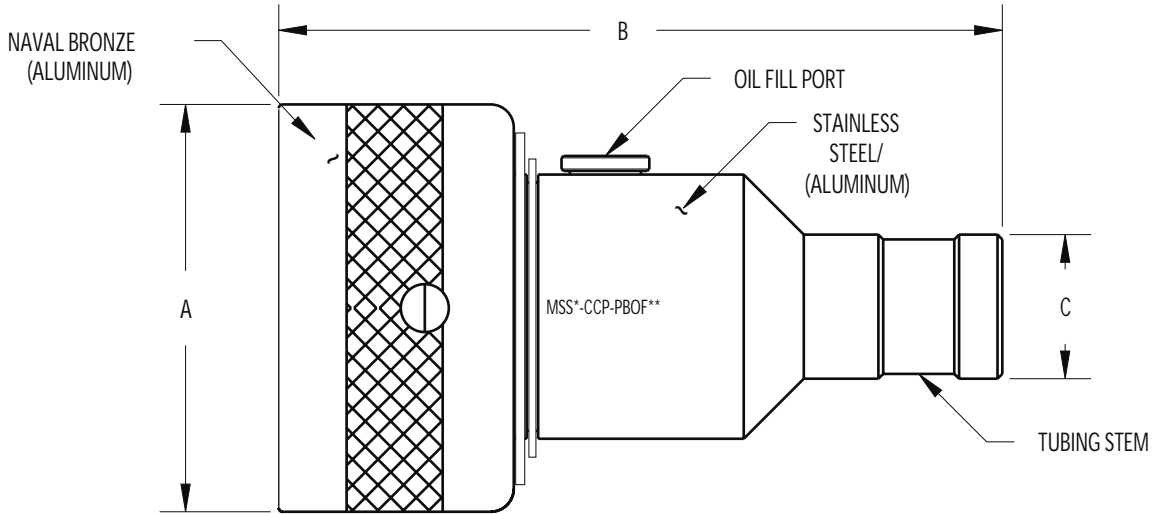
CABLE CONNECTOR PLUG



MSAL- * -CCP PBOF w/ 3/4" Tube

DESCRIPTION:

SHELL TYPE: MS - METAL SHELL
 SHELL MATERIAL: A - ALUMINUM
 SHELL SIZE: L
 CONTACT CONFIGURATION: *
 PART TYPE: CCP - CABLE CONNECTOR PLUG
 SPECIAL FEATURES: PBOF - PRESSURE BALANCED OIL FILLED
 3/4" TUBE - ID OF TUBING TO BE USED
 (3/4" STANDARD FOR OCEANEERING)



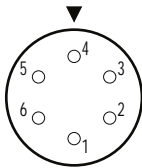
SHELL SIZE	A	B	C	D	E
K	1.87	3.50	1/2" MAX	2.60	2.12
L	2.12	3.75	3/4" MAX	2.75	2.50
M	2.75	5.00	1" MAX	3.70	3.00
Q	4.50	7.00	1-1/4" MAX	4.00	4.12

NOTE: Specify O.D. of tube at time of order.

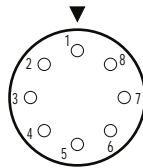
* Specify shell size.

** See Technical Bulletin 45 72 for internal assembly and hardware specifications

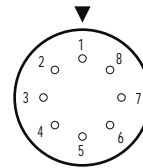
K SIZE CONTACT
CONFIGURATION
(BCR FACE VIEWS)



6#16

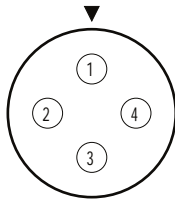


8#16

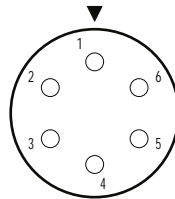


8#20

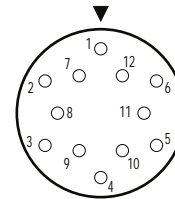
L SIZE CONTACT
CONFIGURATION
(BCR FACE VIEW)



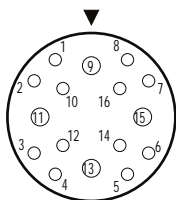
4#8
High Voltage



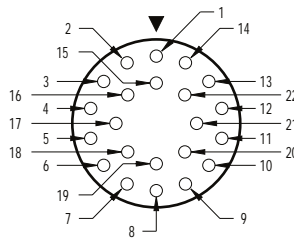
6#14



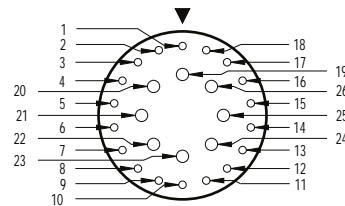
12#16



4#14
12#16

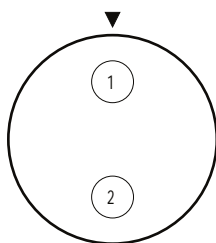


22#16

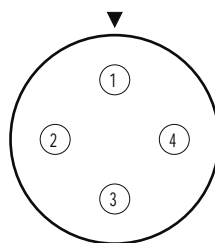


8#16
18#20

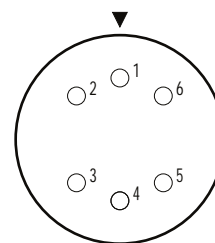
M SIZE CONTACT
CONFIGURATION
(BCR FACE VIEWS)



2#6



4#8*

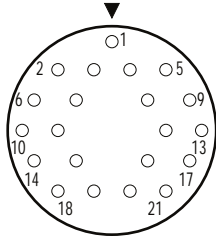


6#14

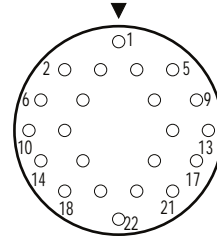
* Available in high voltage.

M SIZE CONTACT
CONFIGURATION

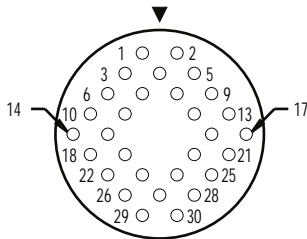
(BCR FACE VIEWS)



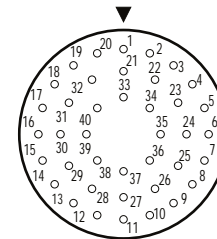
21#16



22#16



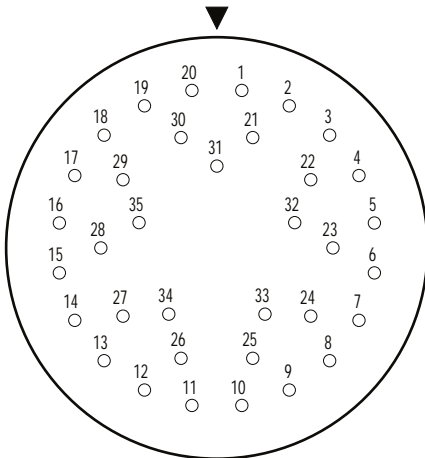
30#16



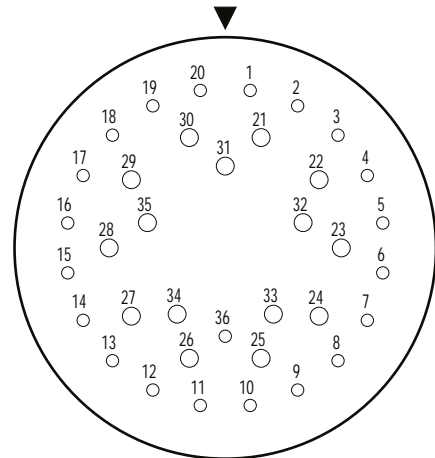
40#20

Q SIZE CONTACT
CONFIGURATION

(BCR FACE VIEWS)



35#16
(High Voltage)



15#14
21#16
(High Voltage)




Wet Pluggable







► Usage
► Specs

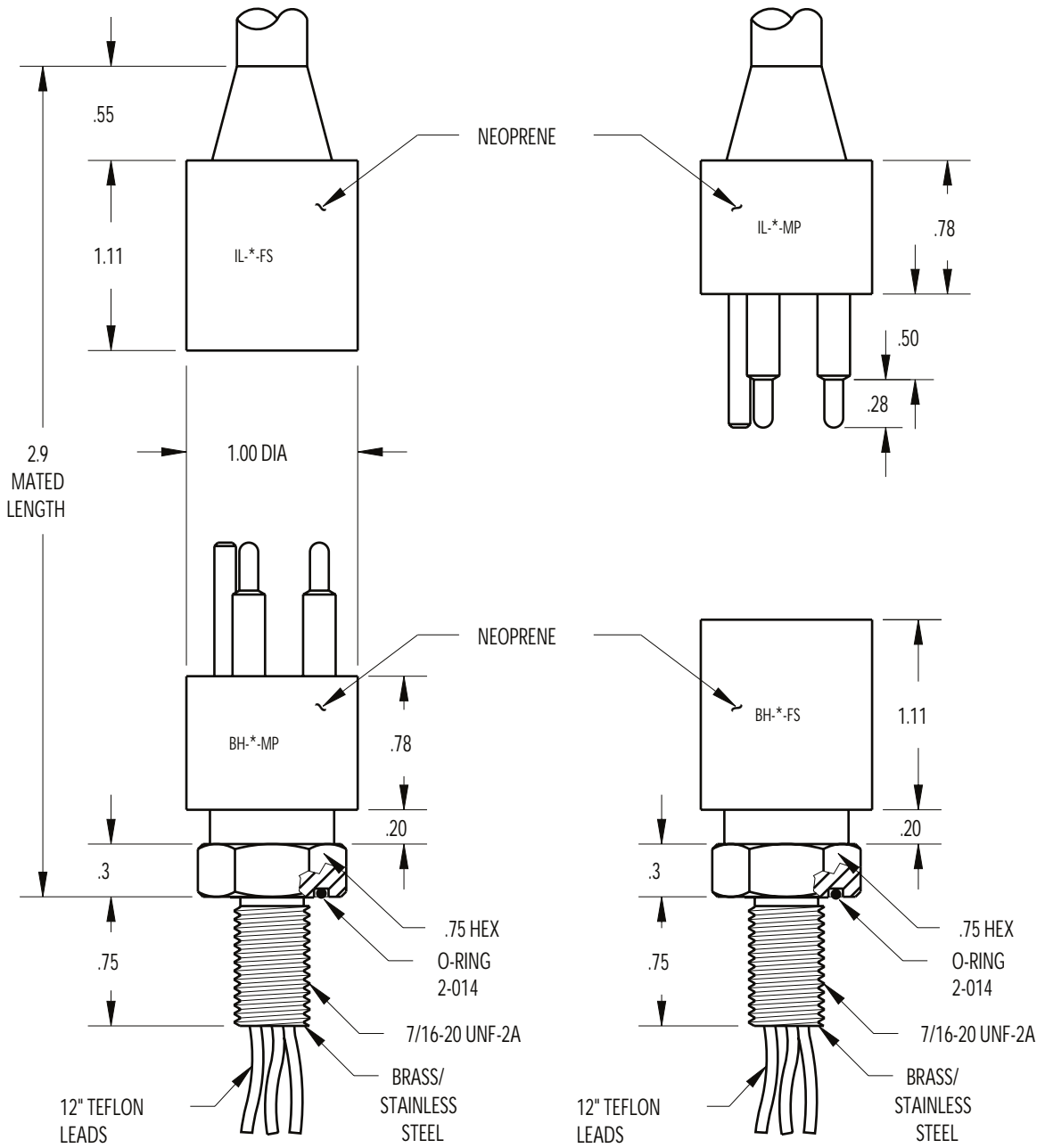
- Available in circular ([IL/BH](#)), low profile ([LPIL/LPBH](#)), mini-circular ([MIL/MBH](#)), mini low profile ([LPMIL/LPMBH](#)) and micro mini ([MCIL/MCBH](#)) styles.
- Molded neoprene inline connectors supplied on 24" length of neoprene cable (see [specs](#)). Custom lengths and cable types available on request.
- Some polyurethane molded inline connectors also available.
- Bulkhead connectors available with brass or stainless steel bodies and 12" of #18 AWG type E Teflon inboard leads (micro mini connectors have either #20 AWG (2-4 contact) or #22 AWG (5-8 contact))
- Delrin locking sleeves available for circular, mini circular and micro mini styles. Micro mini style bulkheads have male locking sleeve thread as part of body.
- Field installable connectors available for some styles with optional overmold boot.
- Up to 750 VDC
- Up to 20,000 PSI pressure rating in mated condition (see [specs](#)).
- Bulkhead connectors open face pressure rated to 5,000 PSI.
- Contacts gold plated per MIL-G-45204

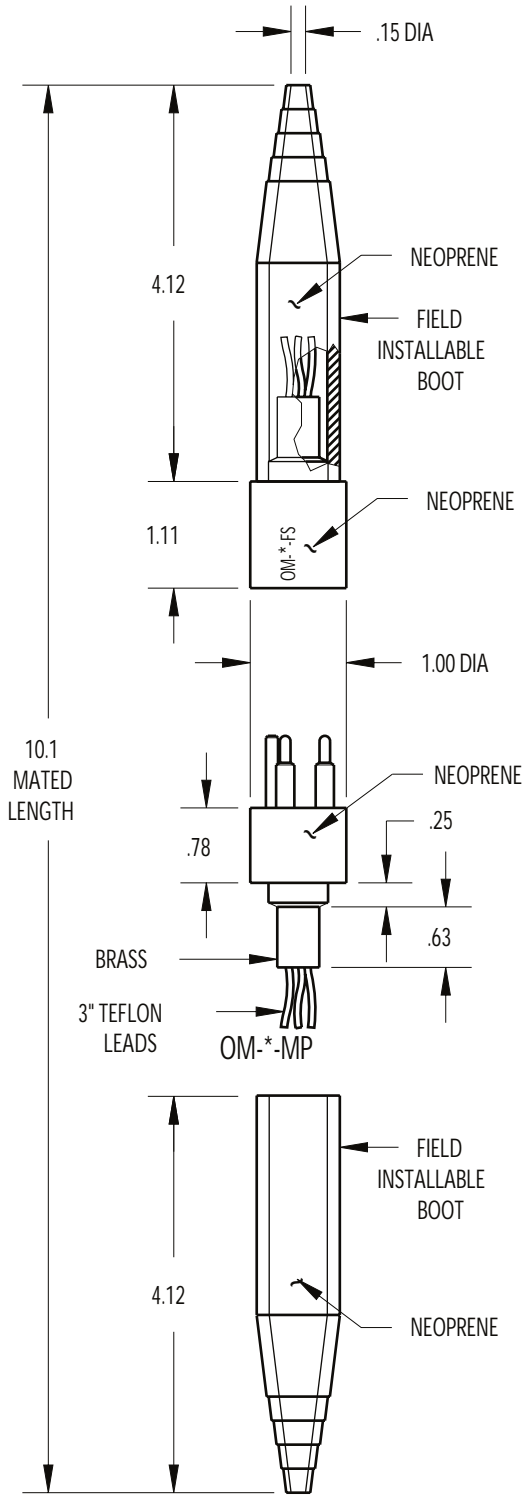


Connector	# of Contacts	Bulkhead Thread	Mated Pressure Rating (PSI)	In-line Cable Type	PDF
IL/BH	2-5 6, 8, 12	7/16"-20 5/8"-18	20,000 20,000	#16 AWG SO (IL-5, IL-12 on #18 AWG SO)	
LPIL/LPBH	2-5,7,9,12	7/16"-20	10,000	#16 AWG SO (LPIL-5 on #18 AWG SO, LPIL-12 on #20 AWG)	
MIL/MBH	7,9 12,16, 18	7/16"-20 5/8"-18 5/8"-18	20,000 20,000 10,000	#20 AWG	

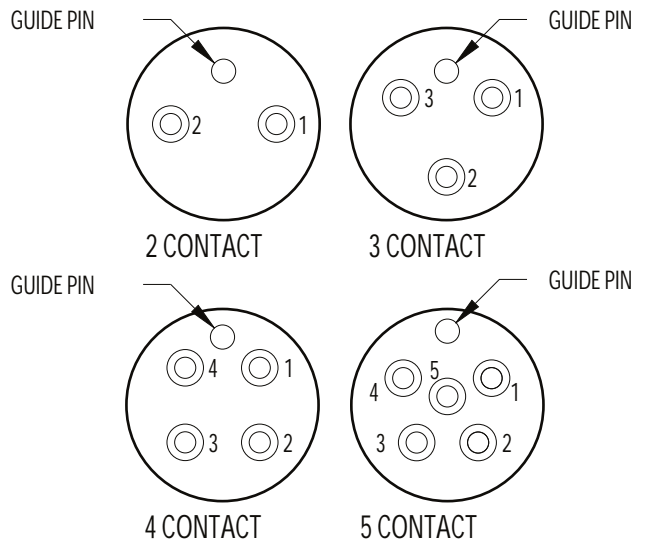
LPMIL/LPMBH	2-8	7/16"-20	10,000	#20 AWG	
MCIL/MCBH	2-6, 8	7/16"-20	10,000	#20 AWG	
RMH	2 (1 pin / 1 socket)	No Bulkhead	10,000	#20 AWG	
Locking sleeves					

[Top](#)

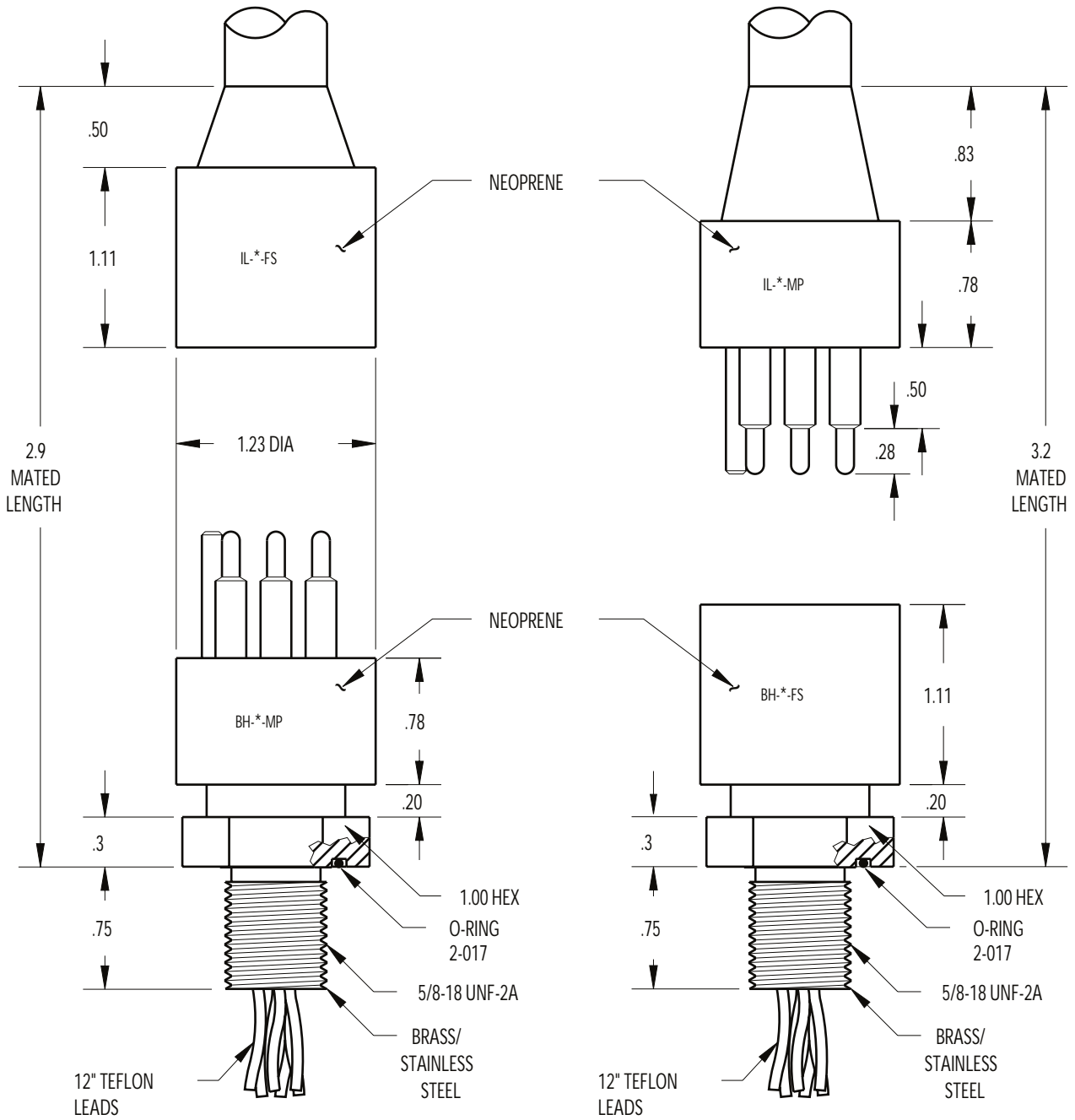


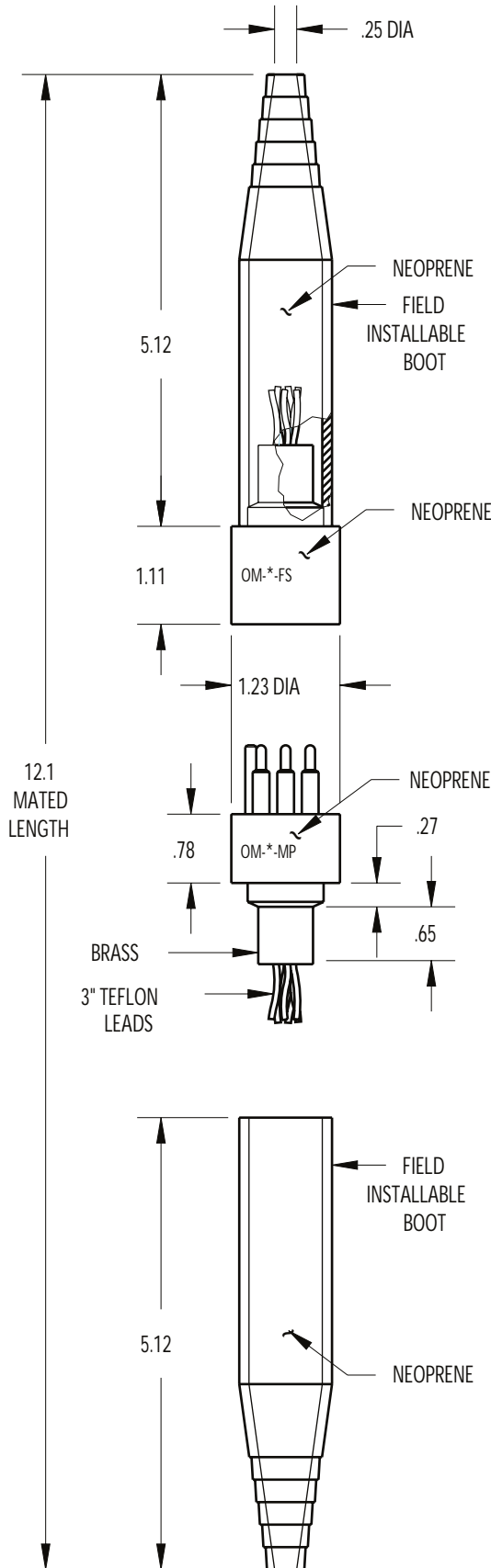


**CONTACT
CONFIGURATION**
(MP FACE VIEWS)

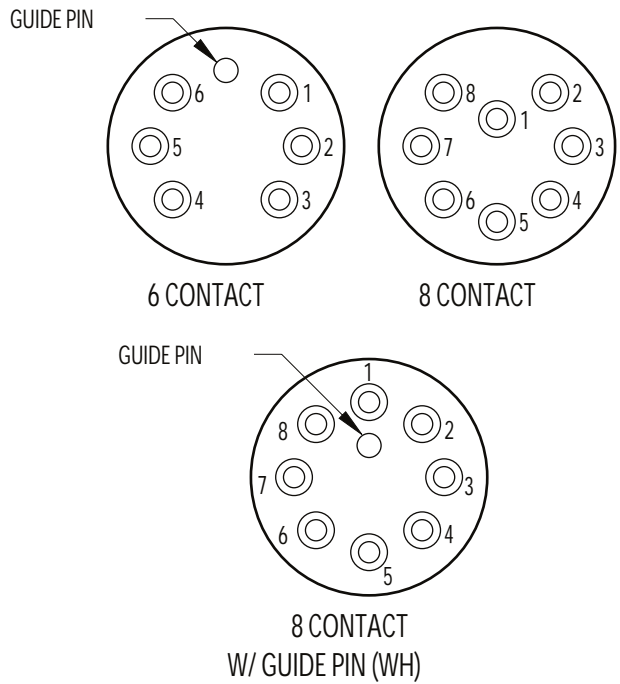


MOUNTING TORQUE FOR BH-FS/MP	not to exceed 100 in/lbs
MATED PRESSURE RATING (psi)	20,000
DUMMY PLUG FOR BH-FS, IL-FS, OM-FS	DC-*MP
DUMMY PLUG FOR BH-MP, IL-MP, OM-MP	DC-*FS
NOTE: Delrin locking sleeves available (DLSA-M or F).	
* Specify number of contacts.	



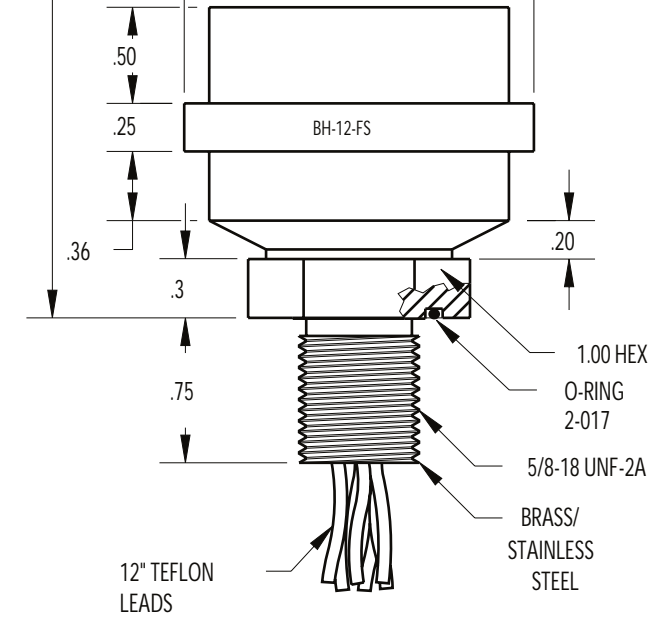
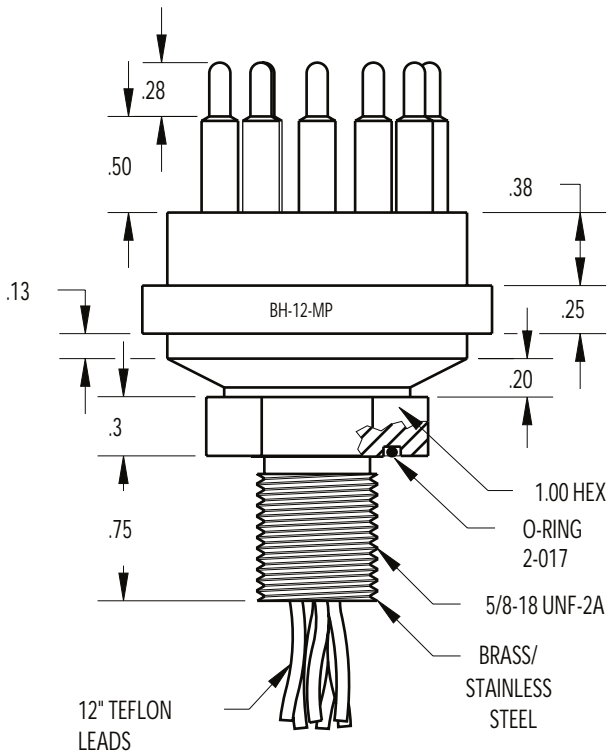
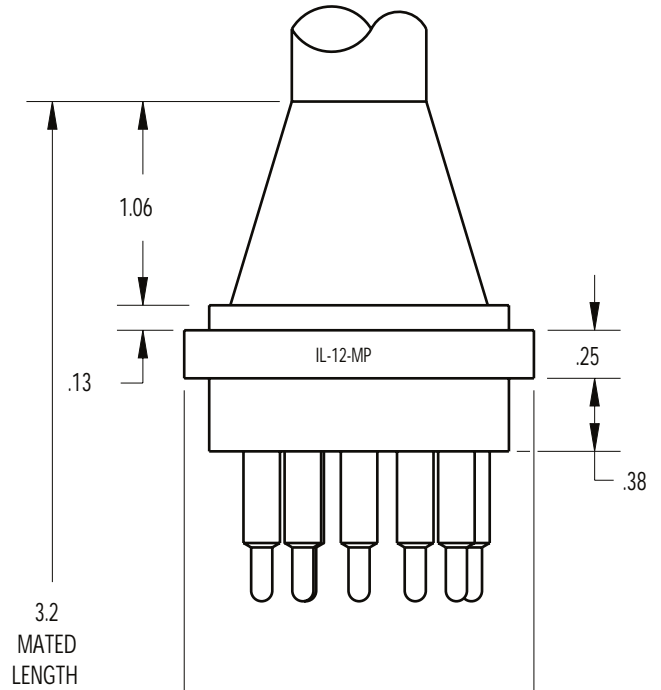
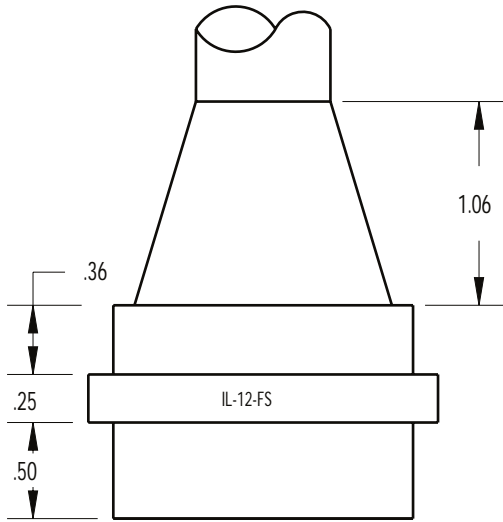


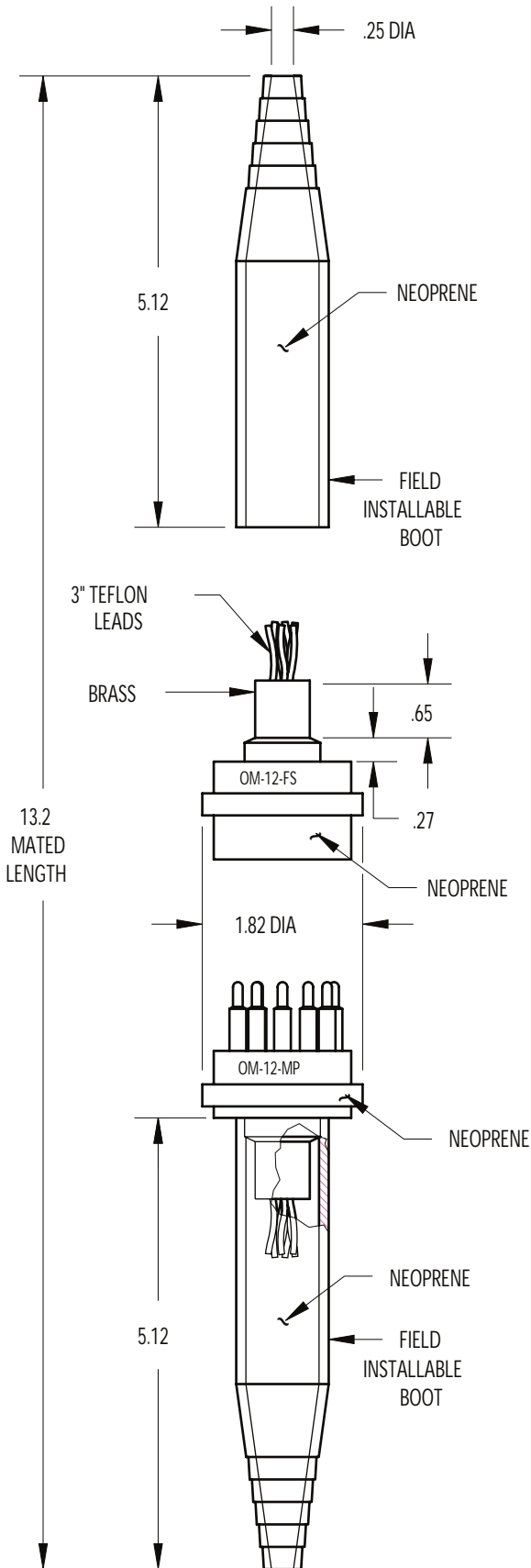
CONTACT
CONFIGURATION
(MP FACE VIEWS)



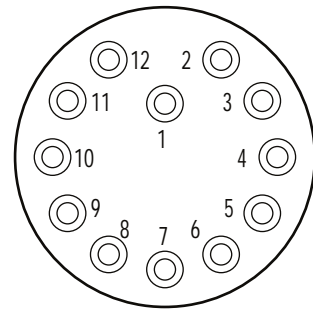
MOUNTING TORQUE FOR BH-FS/MP	not to exceed 100 in/lbs
MATED PRESSURE RATING (psi)	20,000
DUMMY PLUG FOR BH-FS, IL-FS, OM-FS	DC-*-MP
DUMMY PLUG FOR BH-MP, IL-MP, OM-MP	DC-*-FS

NOTE: Delrin locking sleeves available (DLSB-M or F).
* Specify number of contacts.



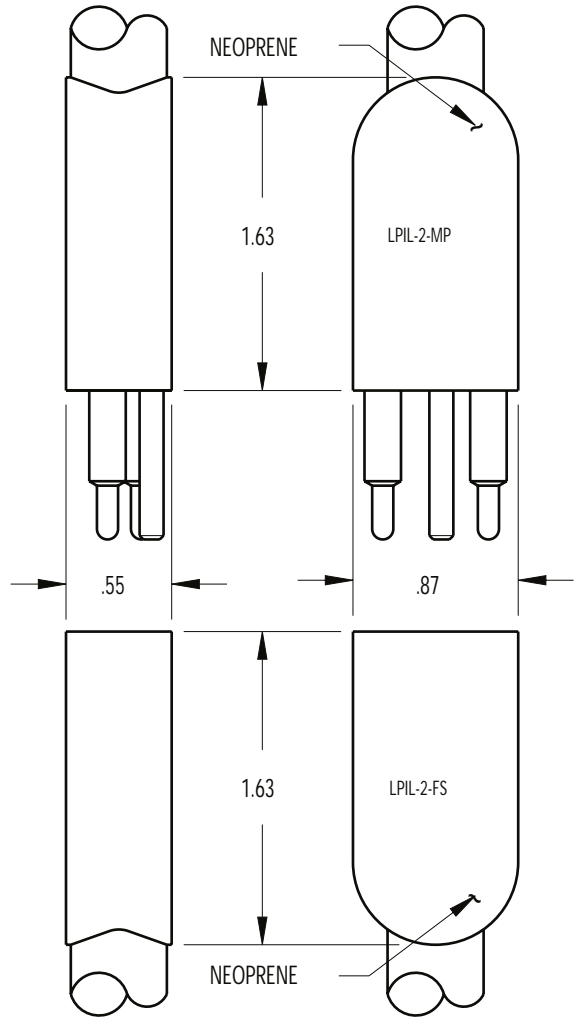
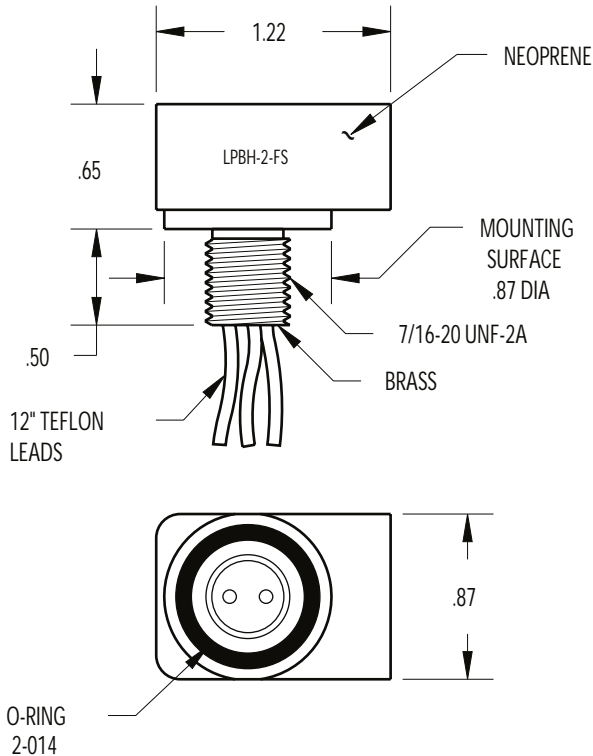
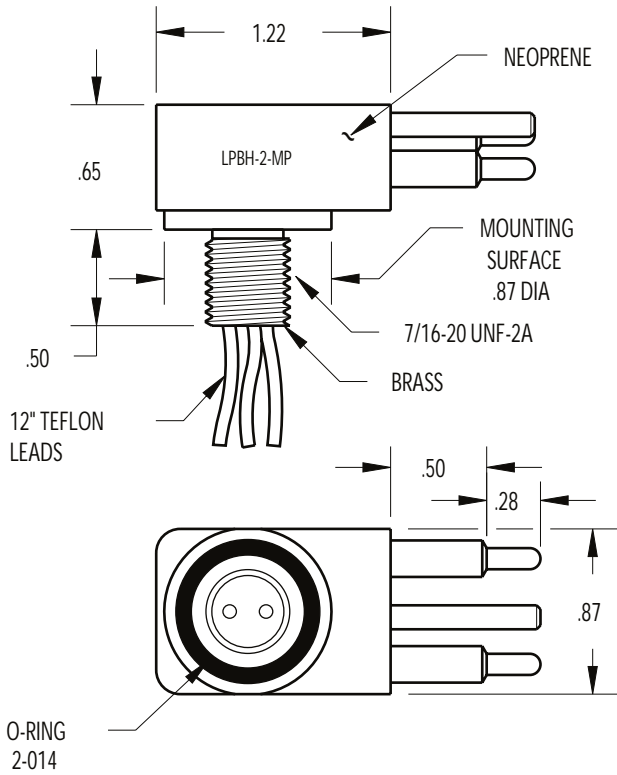


CONTACT
CONFIGURATION
(MP FACE VIEW)

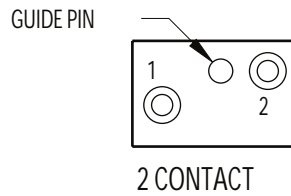


12 CONTACT

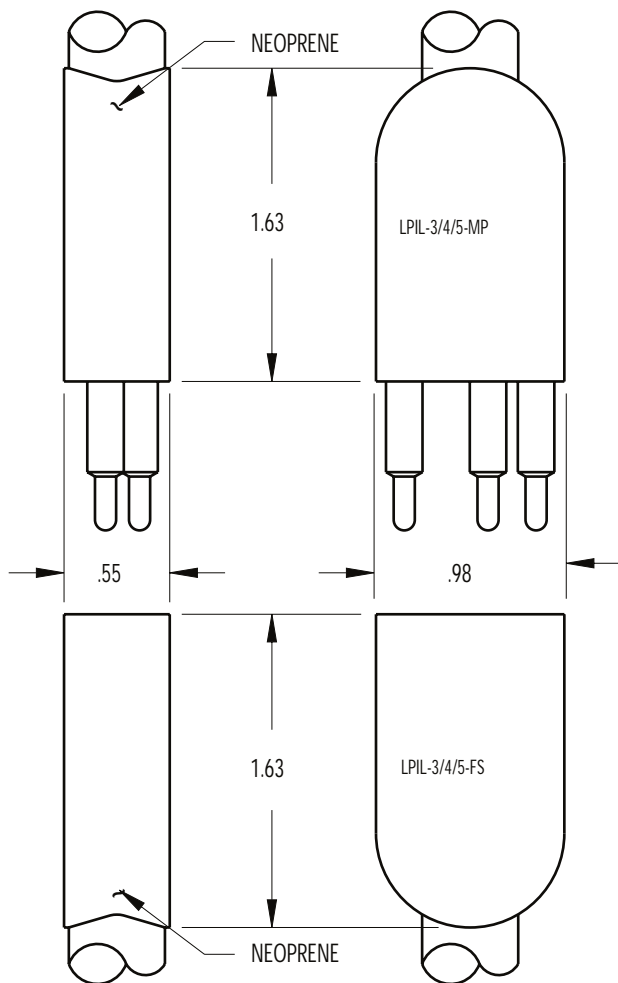
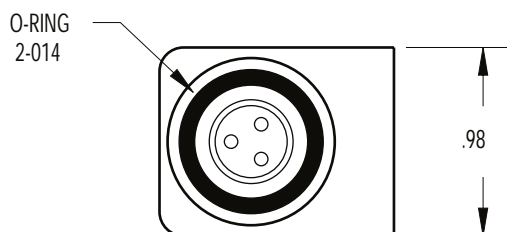
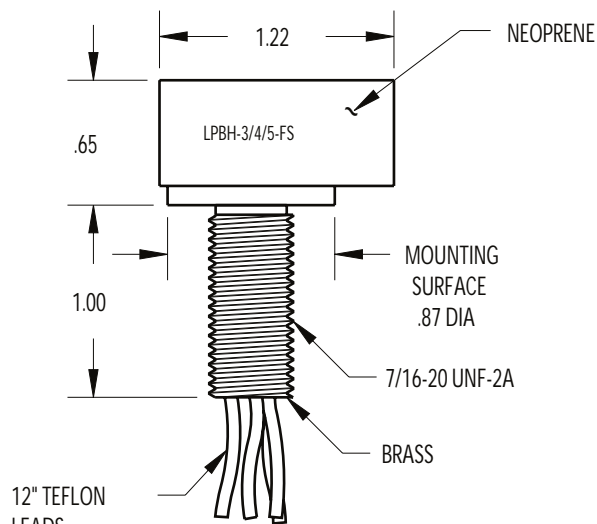
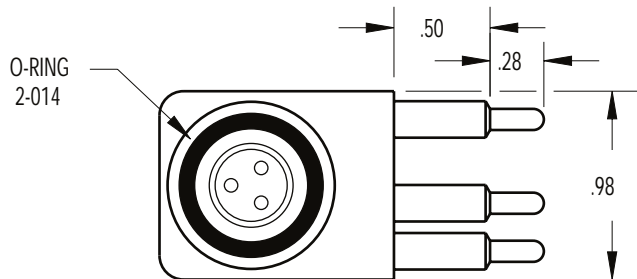
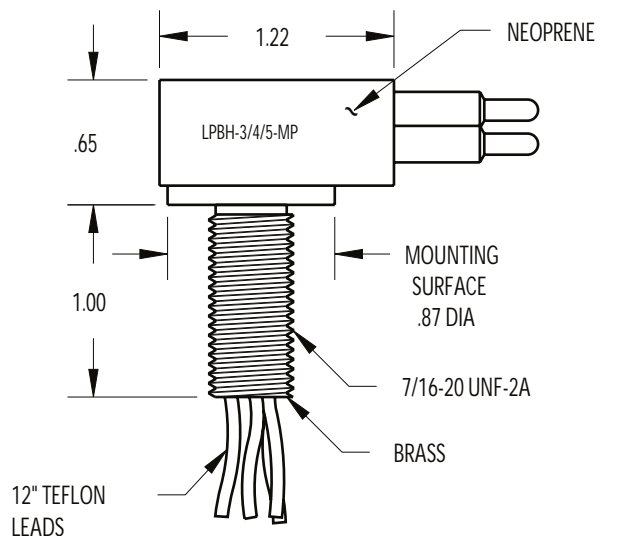
MOUNTING TORQUE FOR BH-FS/MP	not to exceed 100 in/lbs
MATED PRESSURE RATING (psi)	20,000
DUMMY PLUG FOR BH-FS, IL-FS, OM-FS	DC-12-MP
DUMMY PLUG FOR BH-MP, IL-MP, OM-MP	DC-12-FS
NOTE: Delrin locking sleeve available (DLSC-M or F).	



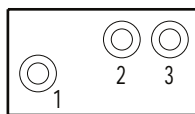
CONTACT
CONFIGURATION
(MP FACE VIEW)



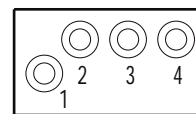
MOUNTING TORQUE FOR LPBH-FS/MP	not to exceed 100 in/lbs
MATED PRESSURE RATING (psi)	10,000
DUMMY PLUG FOR LPBH-2-FS, LPIL-2-FS	LPDC-2-MP
DUMMY PLUG FOR LPBH-2-MP, LPIL-2-MP	LPDC-2-FS
NOTE: Bulkhead body available in stainless steel. Standard 1/2" thread length.	



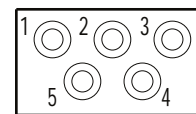
CONTACT
CONFIGURATION
(MP FACE VIEWS)



3 CONTACT

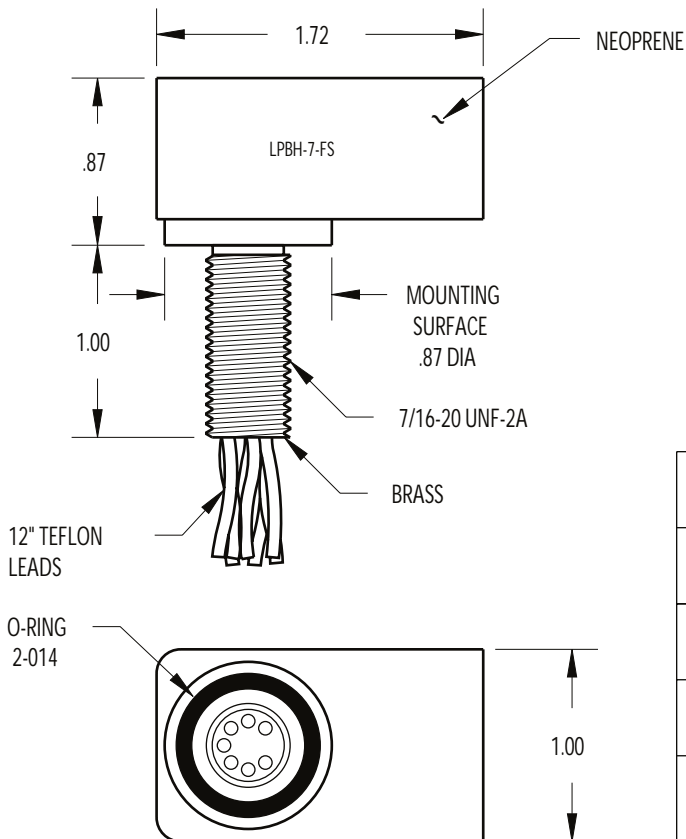
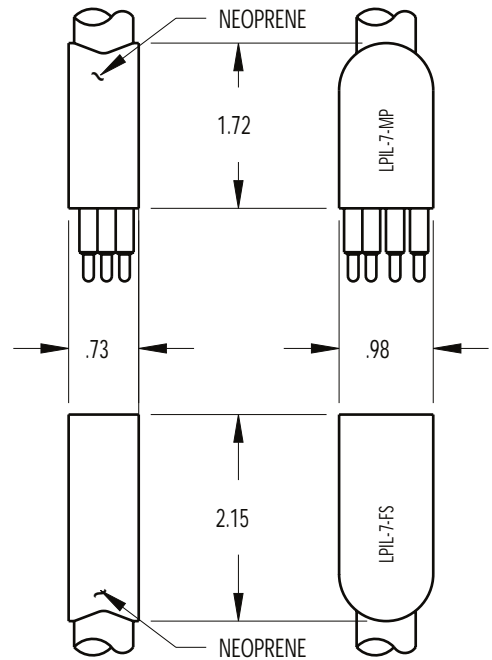
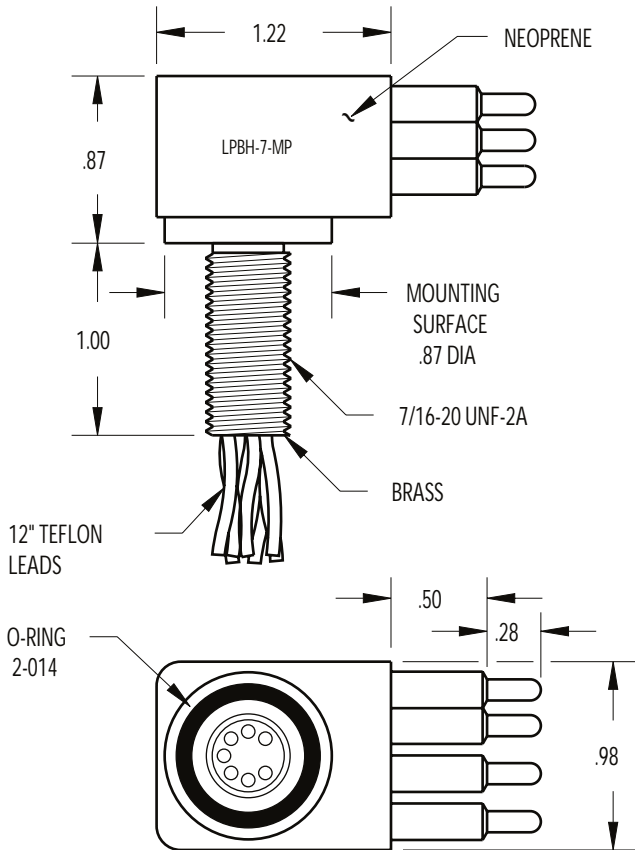


4 CONTACT

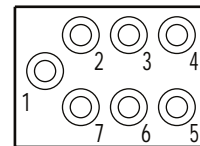


5 CONTACT

MOUNTING TORQUE FOR LPBH-FS/MP	not to exceed 100 in/lbs
MATED PRESSURE RATING (psi)	10,000
DUMMY PLUG FOR LPBH-3/4/5-FS, LPIL-3/4/5-FS	LPDC-3/4/5-MP
DUMMY PLUG FOR LPBH-3/4/5-MP, LPIL-3/4/5-MP	LPDC-3/4/5-FS
NOTE: Bulkhead body available in stainless steel. Standard 1" thread length.	

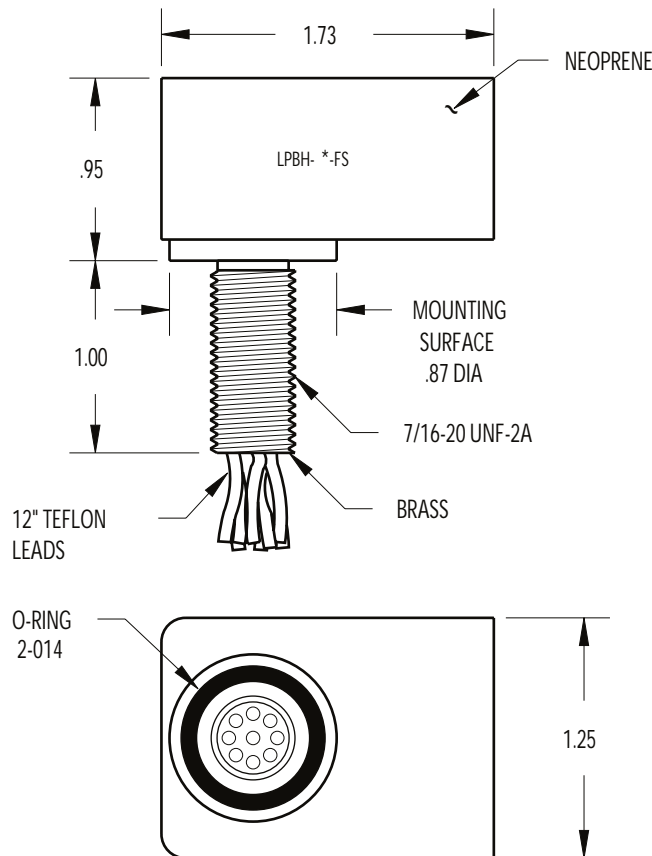
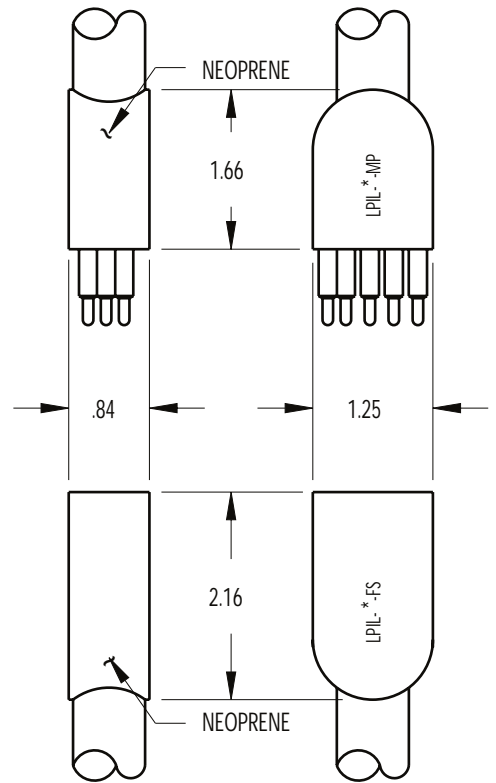
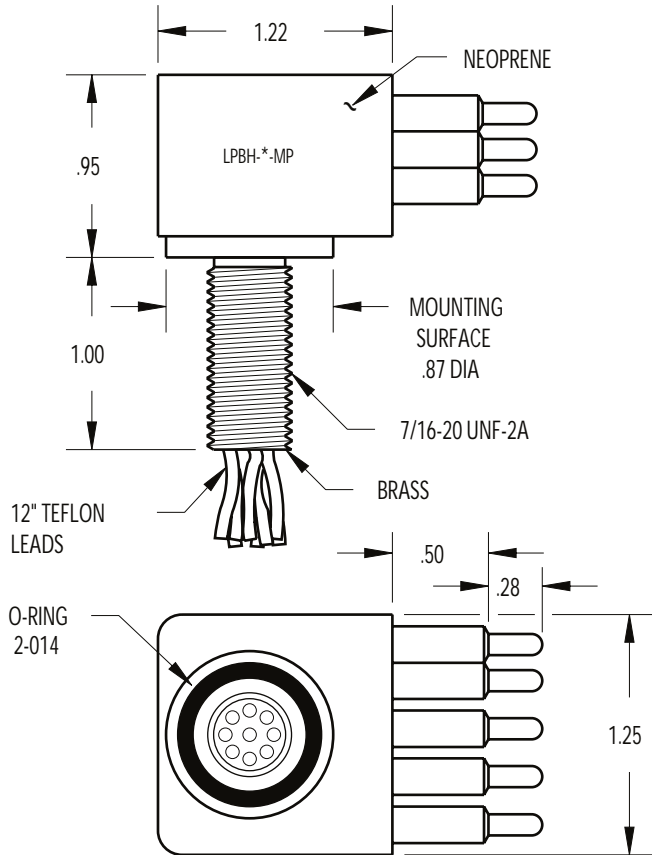


CONTACT
CONFIGURATION
(MP FACE VIEW)

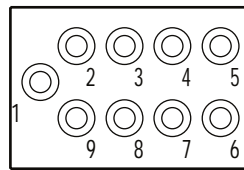


7 CONTACT

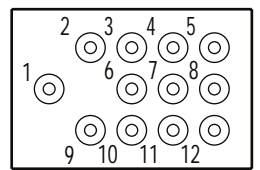
MOUNTING TORQUE FOR LPBH-FS/MP	not to exceed 100 in/lbs
MATED PRESSURE RATING (psi)	10,000
DUMMY PLUG FOR LPBH-7-FS, LPIL-7-FS	LPDC-7-MP
DUMMY PLUG FOR LPBH-7-MP, LPIL-7-MP	LPDC-7-FS
NOTE: Bulkhead body available in stainless steel. Standard 1" thread length.	



CONTACT
CONFIGURATION
(MP FACE VIEW)

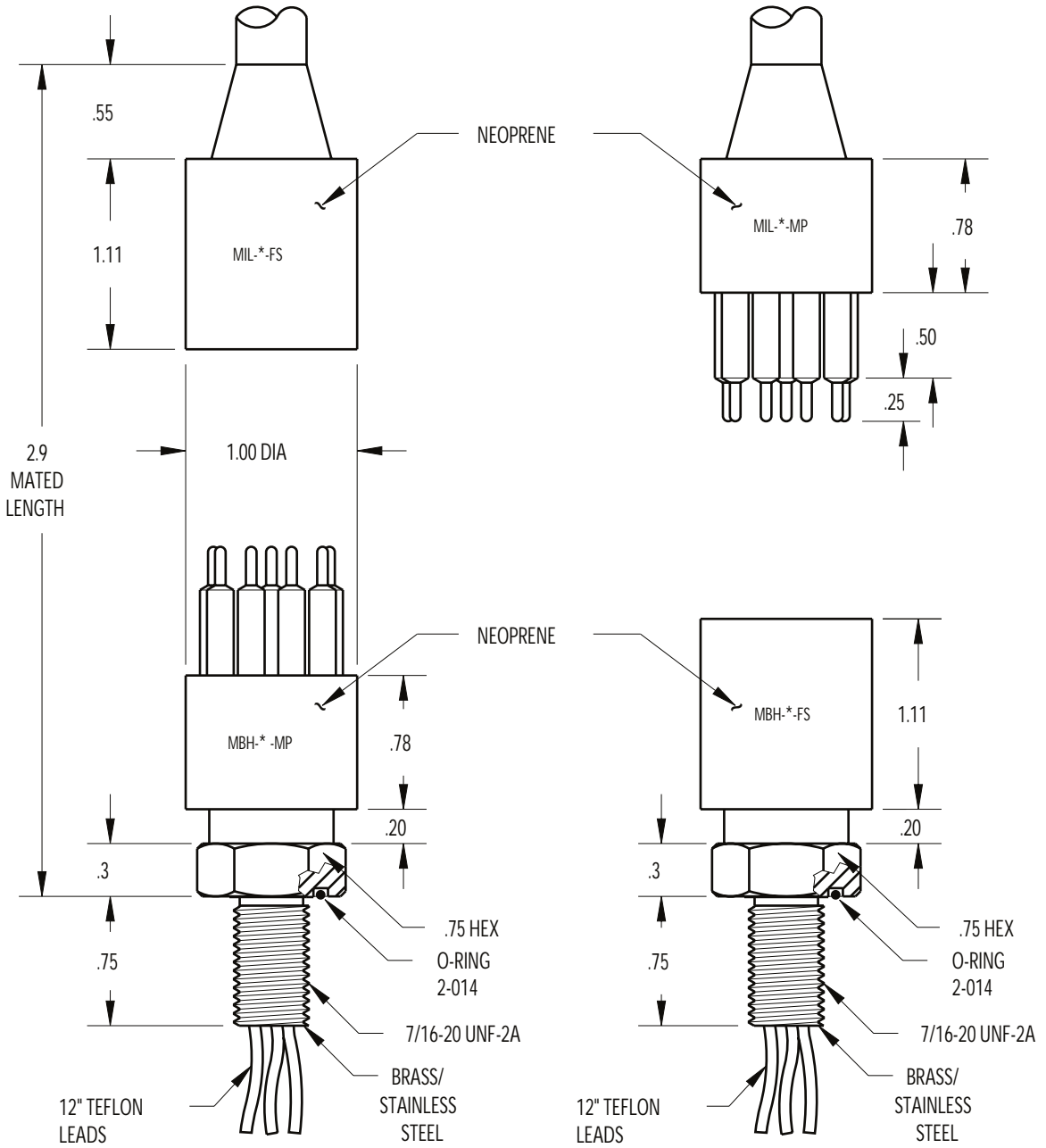


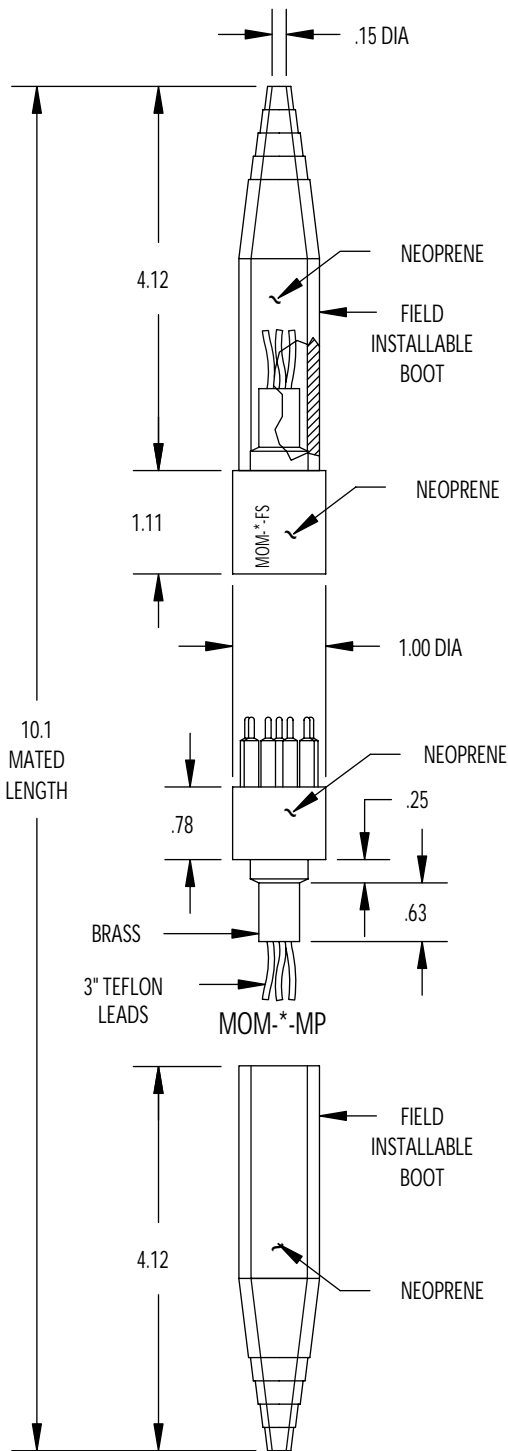
9 CONTACT



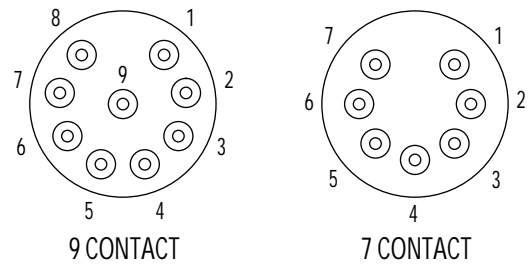
12 CONTACT

MOUNTING TORQUE FOR LPBH-FS/MP	not to exceed 100 in/lbs
MATED PRESSURE RATING (psi)	10,000
DUMMY PLUG FOR LPBH-9-FS, LPIL-9-FS	LPDC-9-MP
DUMMY PLUG FOR LPBH-9-MP, LPIL-9-MP	LPDC-9-FS
NOTE: Bulkhead body available in stainless steel. Standard 1" thread length.	

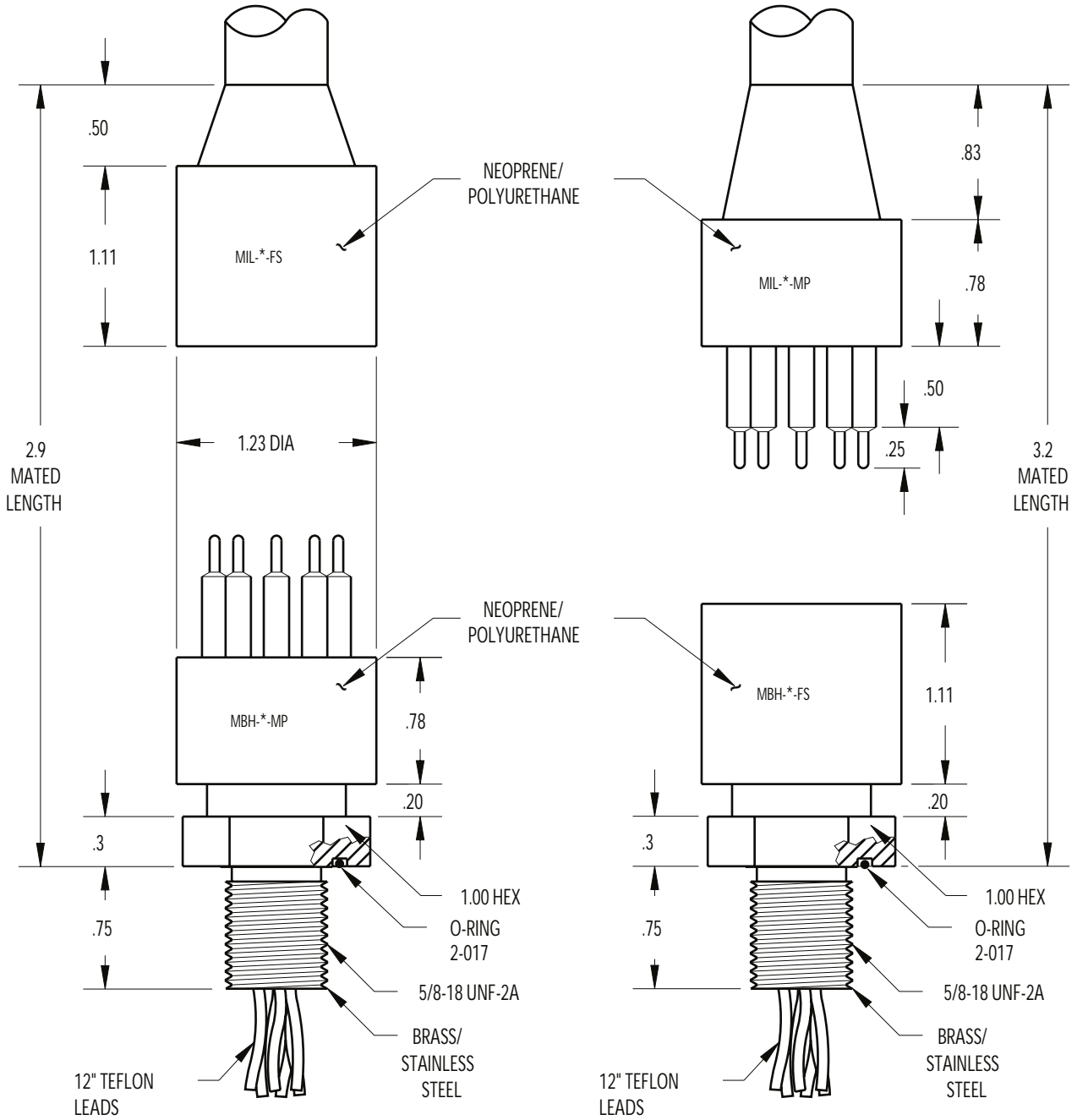


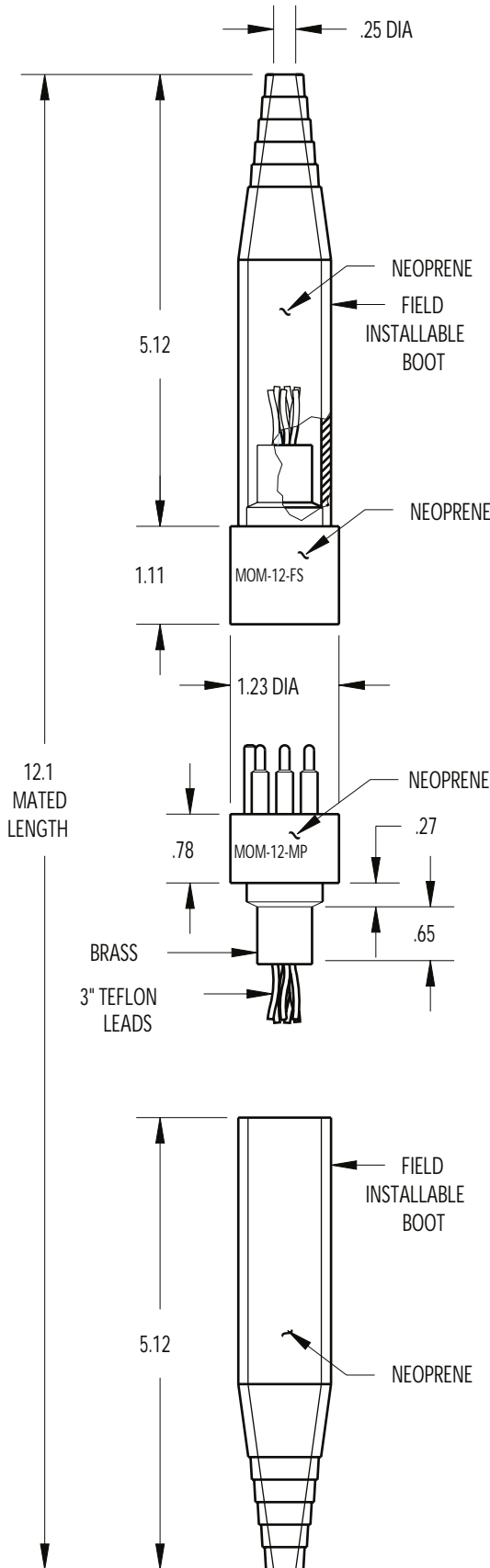


CONTACT
CONFIGURATION
(MP FACE VIEW)

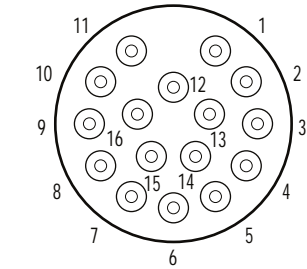
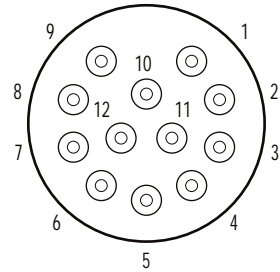


MOUNTING TORQUE FOR MBH-FS/MP	not to exceed 100 in/lbs
MATED PRESSURE RATING (psi)	20,000
DUMMY PLUG FOR MBH-FS, MIL-FS, MOM-FS	MDC-* -MP
DUMMY PLUG FOR MBH-MP, MIL-MP, MOM-MP	MDC-* -FS
NOTE: Delrin locking sleeves available (DLSA-M or F).	
* Specify number of contacts.	



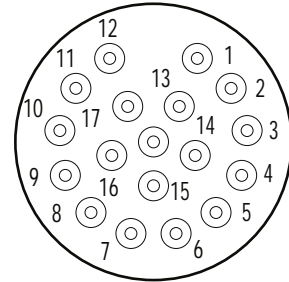


CONTACT
CONFIGURATION
(MP FACE VIEW)

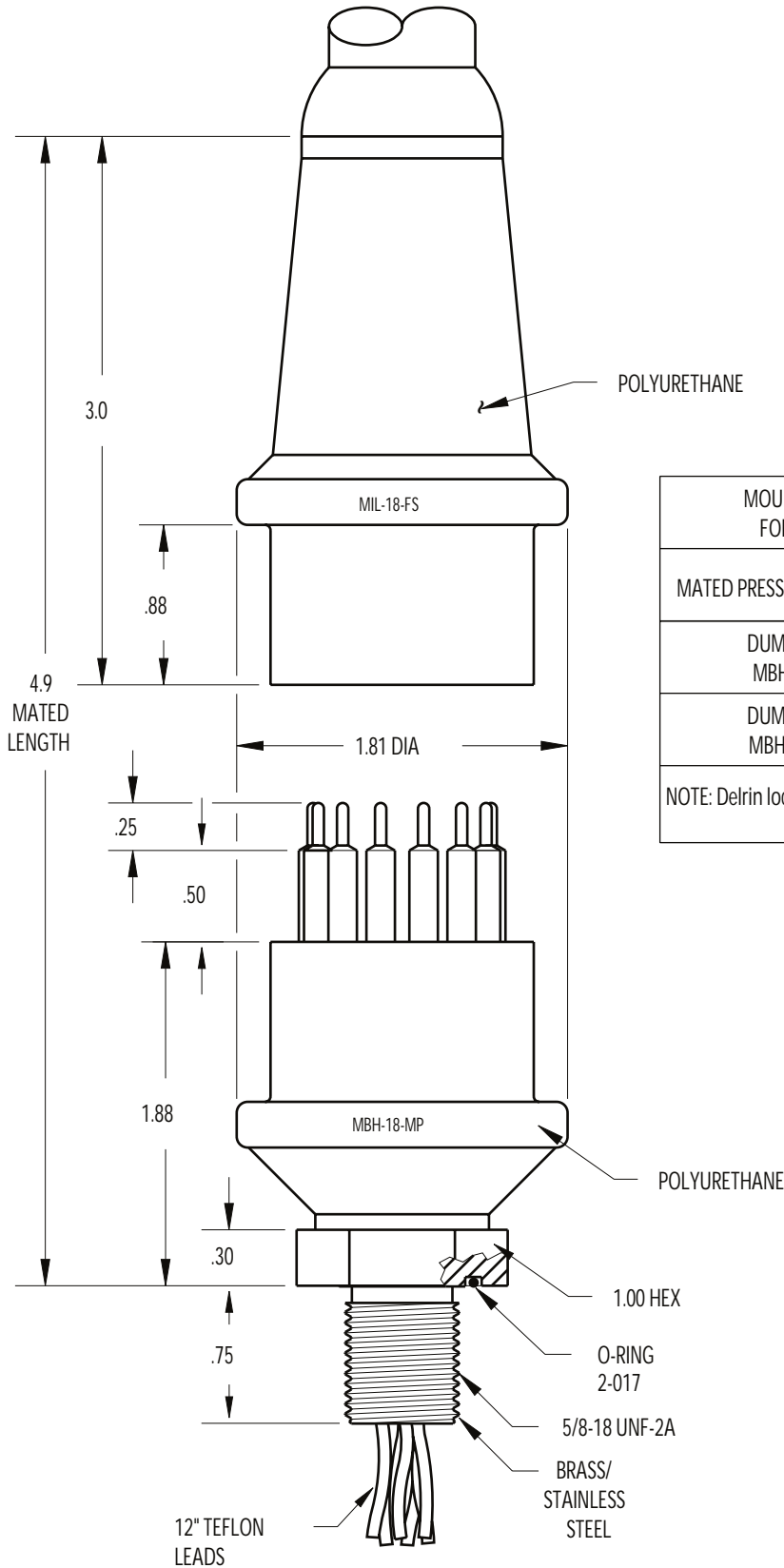


MOUNTING TORQUE FOR MBH-FS/MP	not to exceed 100 in/lbs
MATED PRESSURE RATING (psi)	20,000
DUMMY PLUG FOR MBH-FS, MIL-FS, MOM-FS	MDC-*-MP
DUMMY PLUG FOR MBH-MP, MIL-MP, MOM-MP	MDC-*-FS
NOTE: Delrin locking sleeves available (DLSB-M or F).	
* Specify number of contacts.	

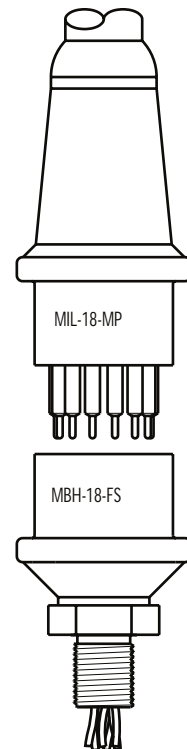
CONTACT
CONFIGURATION
(MP FACE VIEW)

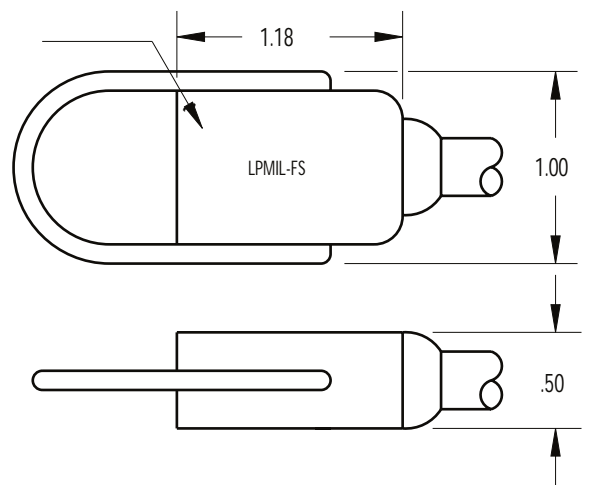
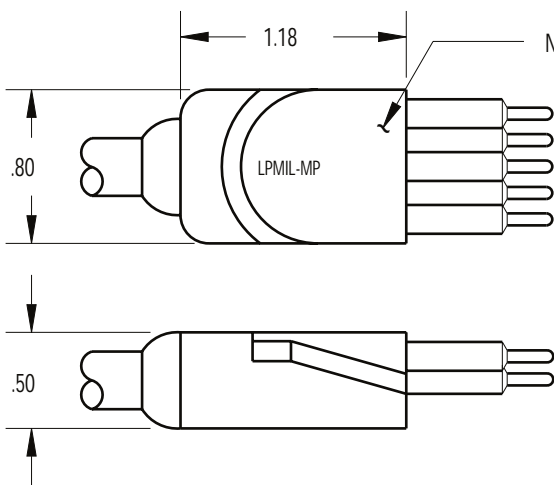
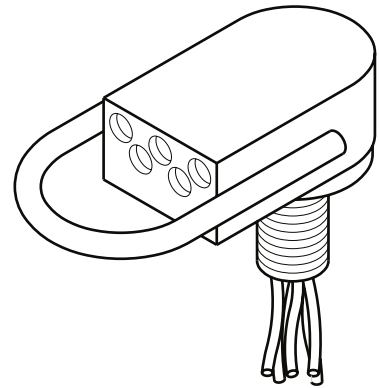
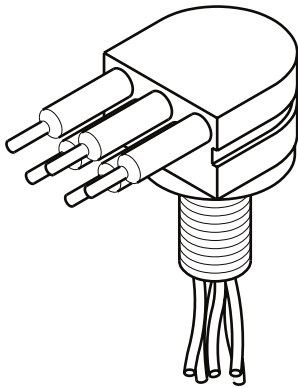
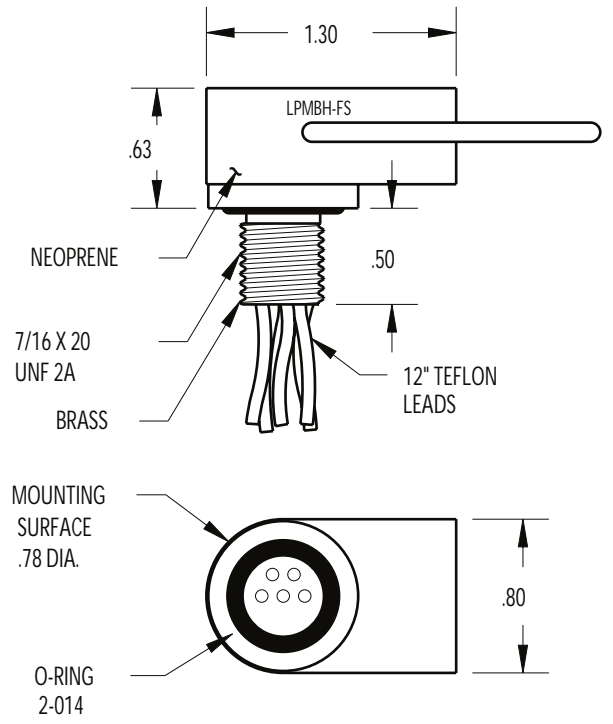
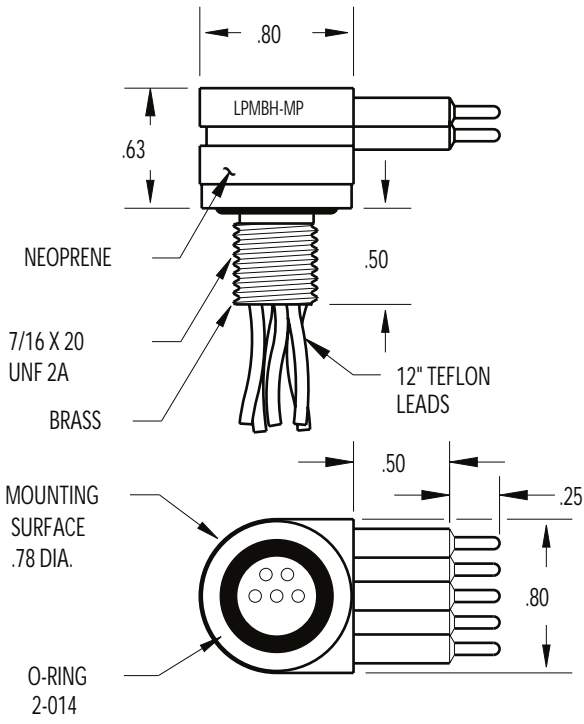


18 CONTACT

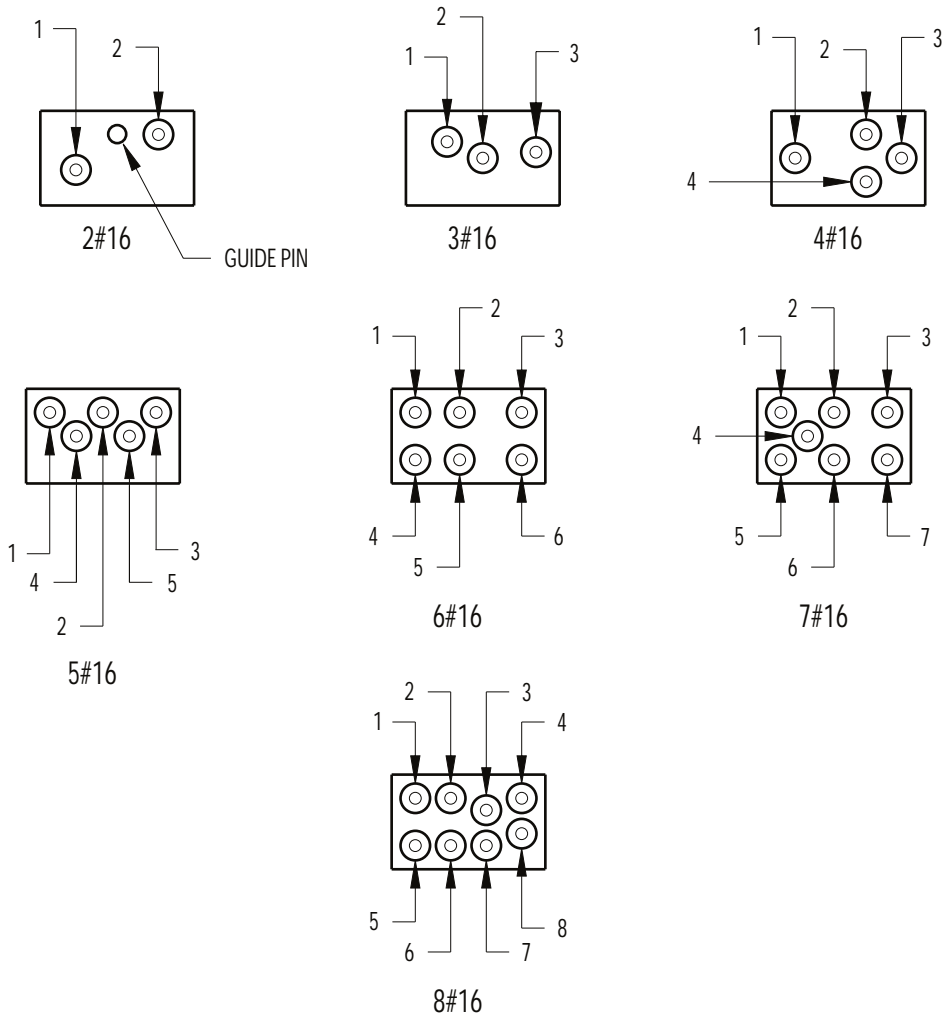


MOUNTING TORQUE FOR BH-FS/MP	not to exceed 100 in/lbs
MATED PRESSURE RATING (psi)	10,000
DUMMY PLUG FOR MBH-FS, MIL-FS	MDC-18-MP
DUMMY PLUG FOR MBH-MP, MIL-MP	MDC-18-FS
NOTE: Delrin locking sleeve available (DLSD-M or F).	

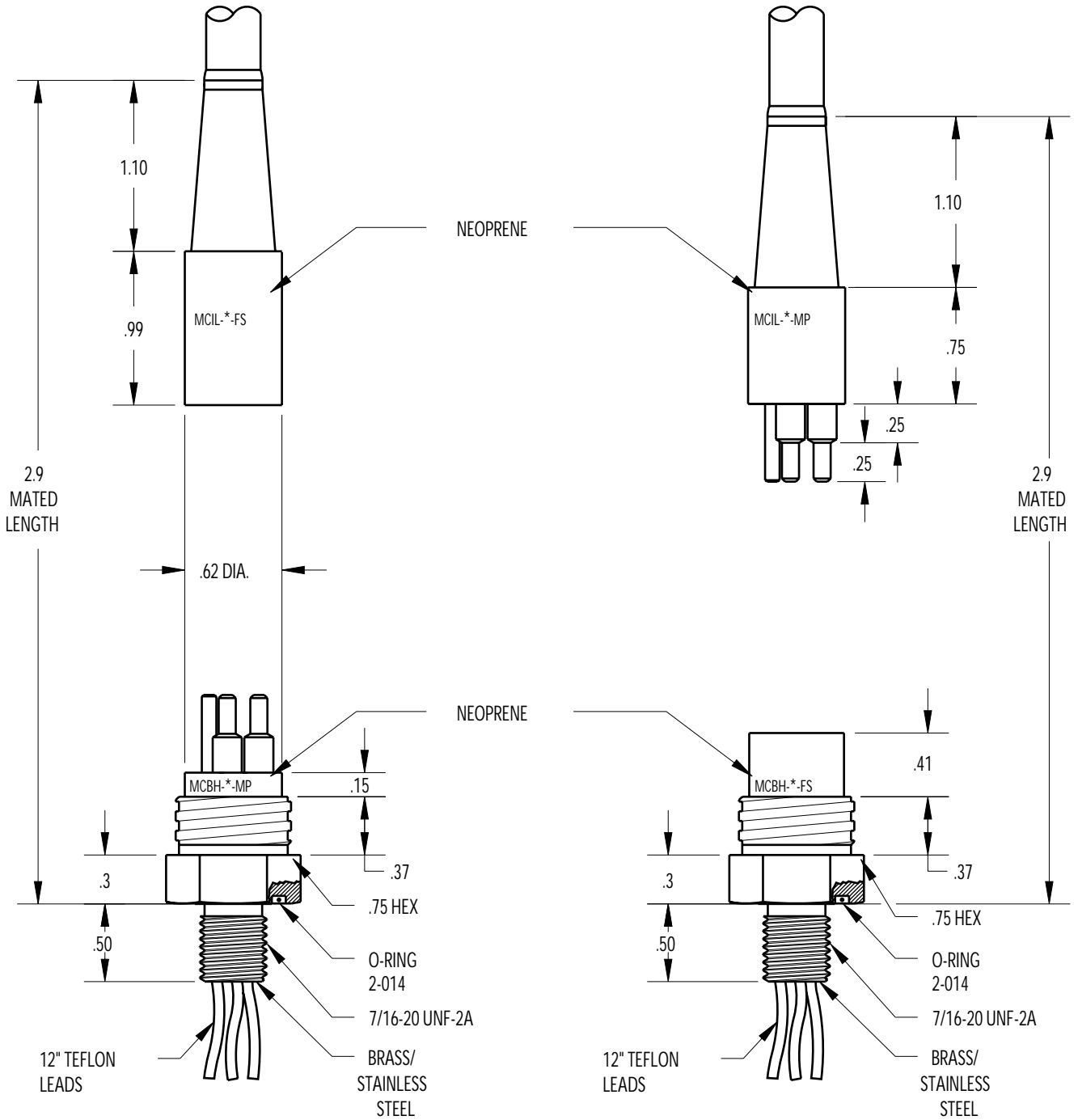




CONTACT
CONFIGURATION
(MP FACE VIEWS)



MOUNTING TORQUE LPMBH	not to exceed 100 in/lbs	MATED PRESSURE RATING (psi)	10,000
DUMMY PLUG FOR LPMBH-MP, LPMIL-MP	LPMDC-*-FS	DUMMY PLUG FOR LPMBH-FS, LPMIL-FS	LPMDC-*-MP
NOTE: Standard 1/2" thread length. * Specify number of contacts.			

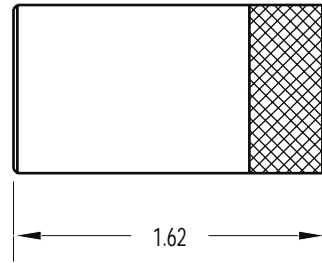
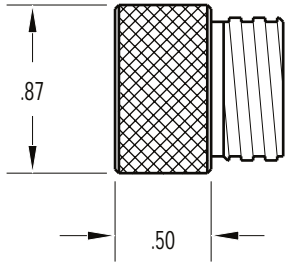


MALE

FEMALE

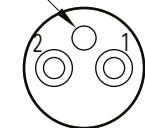
MCDLS-M

MCDLS-F



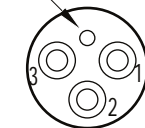
CONTACT
CONFIGURATION
(MP FACE VIEW)

GUIDE PIN



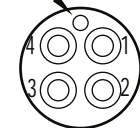
2 CONTACT
W/ GUIDE PIN

GUIDE PIN



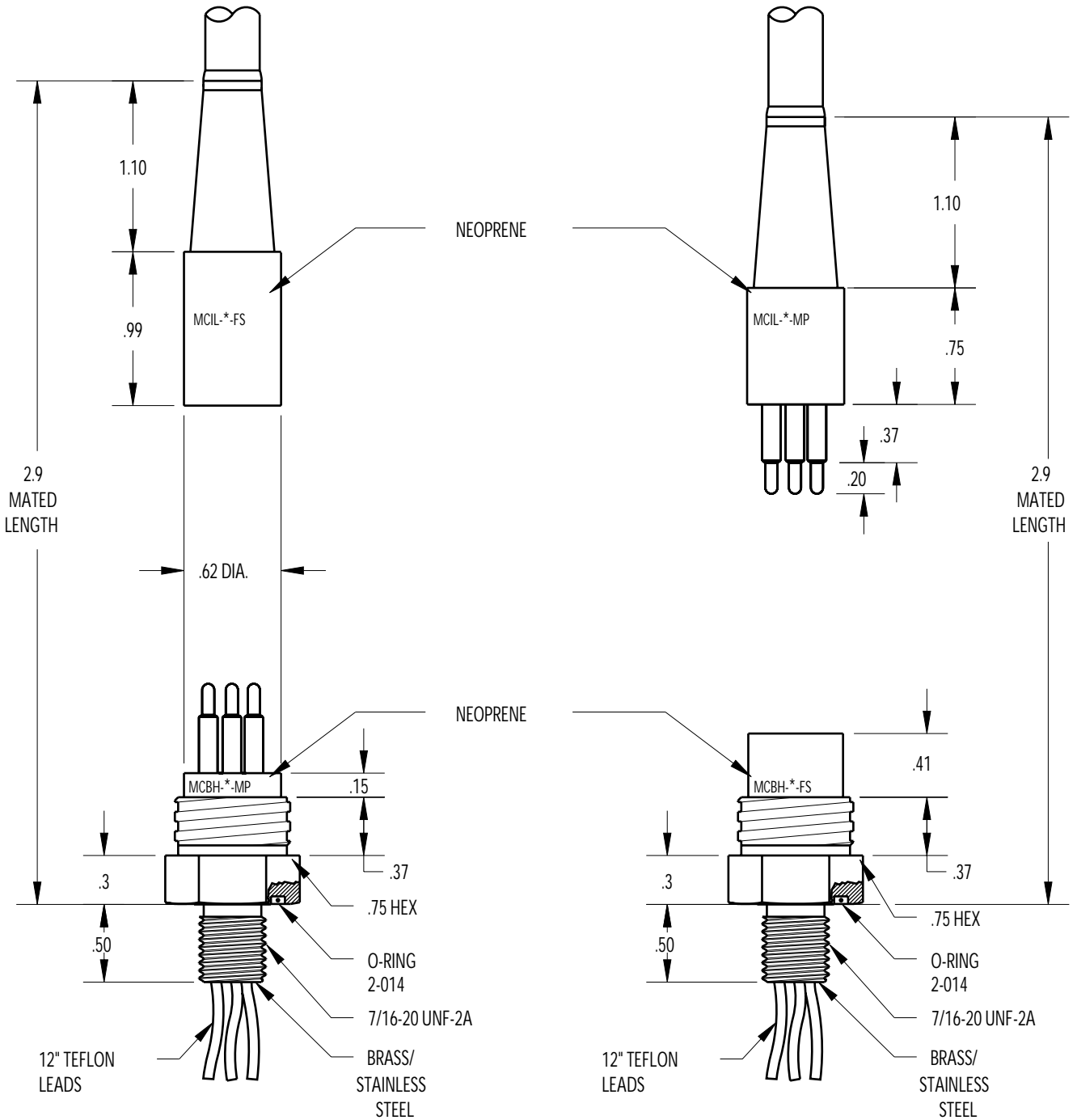
3 CONTACT
W/ GUIDE PIN

GUIDE PIN



4 CONTACT
W/ GUIDE PIN

MOUNTING TORQUE FOR MCIL/BH-FS/MP	not to exceed 100 in/lbs
MATED PRESSURE RATING (psi)	10,000
DUMMY PLUG FOR MCIL/BH-FS	MCDC-* -MP
DUMMY PLUG FOR MCIL/BH-MP	MCDC-* -FS
* Specify number of contacts.	

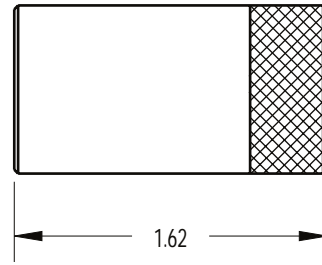
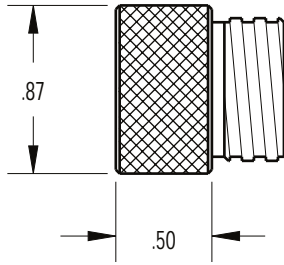


MALE

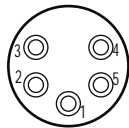
FEMALE

MCDLS-M

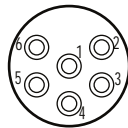
MCDLS-F



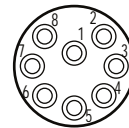
CONTACT
CONFIGURATION
(MP FACE VIEW)



5 CONTACT

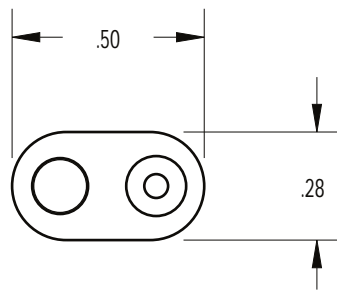
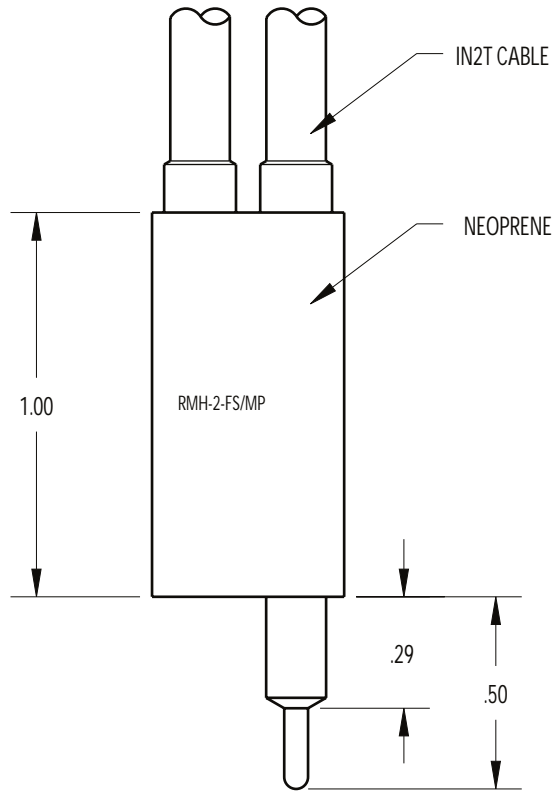


6 CONTACT



8 CONTACT

MOUNTING TORQUE FOR MCIL/BH-FS/MP	not to exceed 100 in/lbs
MATED PRESSURE RATING (psi)	10,000
DUMMY PLUG FOR MCIL/BH-FS	MCDC-* -MP
DUMMY PLUG FOR MCIL/BH-MP	MCDC-* -FS
* Specify number of contacts.	



MATED PRESSURE RATING (psi)	10,000
DUMMY PLUG FOR RMH-2-FS/MP	RMHDC-2-FS/MP


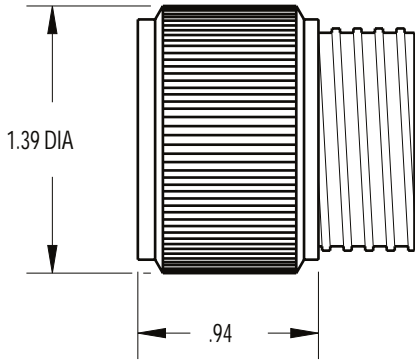
MALE

FEMALE

2,3,4,5,7,9 contact

DLSA-M


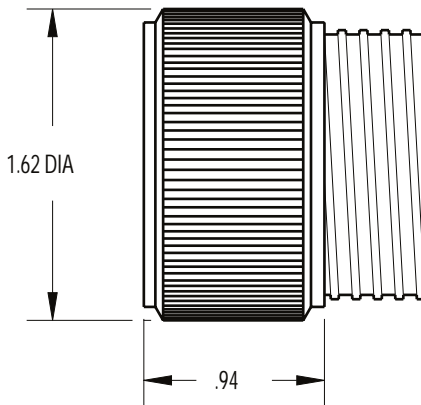
DLSA-F



6,8, M12, 16,
HD2/4 contact

DLSB-M


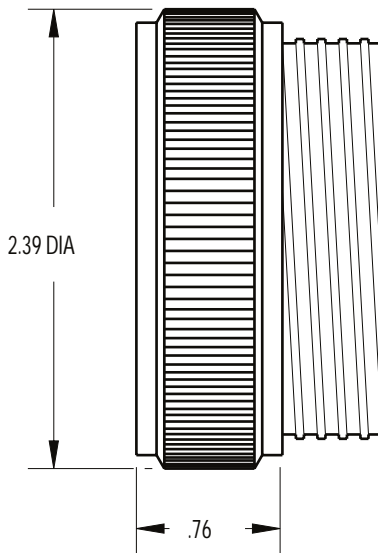
DLSB-F



12 contact

DLSC-M

DLSC-F











IE55 / IE55 Metal Shell



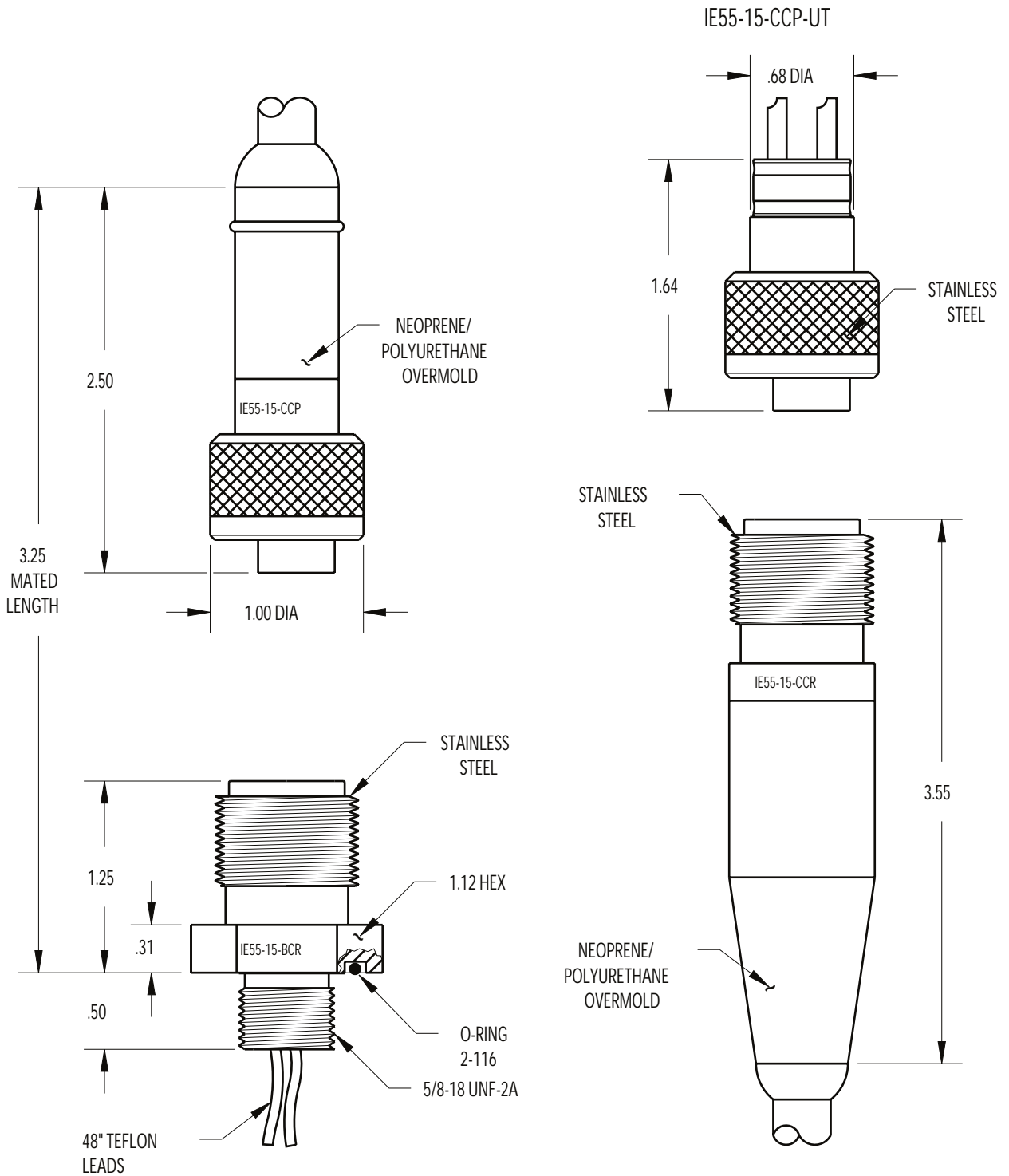
- 316 stainless steel bodies and engaging nut.
- Bulkhead connectors available as a threaded or flanged version with 48" of #16 AWG type E Teflon inboard leads.
- Inverted connectors also available ([IE55V](#)).
- Cable connector plugs and receptacles are supplied as standard on 24" of #16 AWG SO cable ([IE55-1508](#) is molded on #18 AWG SO cable). Custom lengths and cable types available on request.
- Cable connector plugs can also be supplied unterminated.
- Working voltage 850 VDC.
- Up to 10,000 PSI pressure rating in mated condition.
- Bulkhead connectors open face pressure rated to 5,000 PSI.
- Contacts gold plated per MIL-G-45204

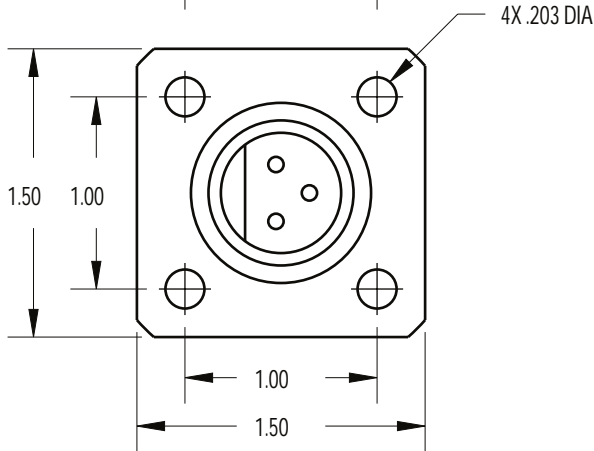
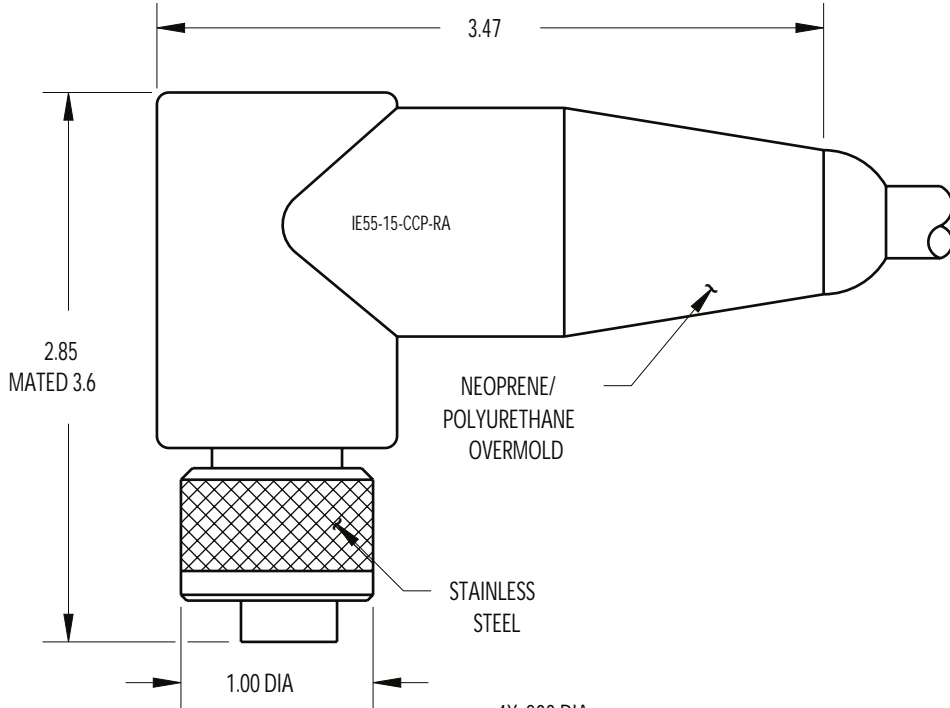
- ▶ Usage
- ▶ Specs



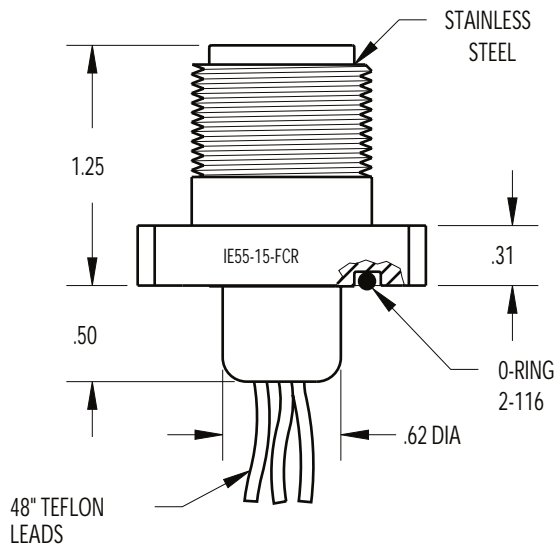
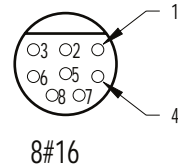
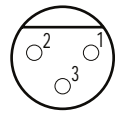
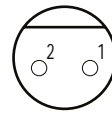
Connector	# of Contacts	Bulkhead Thread	PDF 
IE55-1500	2, 3, 8	5/8"-18	
IE55-2000	3, 4, 4HV, 6, 8	3/4"-16	
IE55-2400	10, 12	1"-14	
IE55-3200	10, 12, 16, 24	1 1/2"-12	
IE55V-2000	3, 4, 6, 8	3/4"-16	
IE55V-2400	12	1"-14	
IE66-3200	4	1 1/2"-12	

[Top](#)



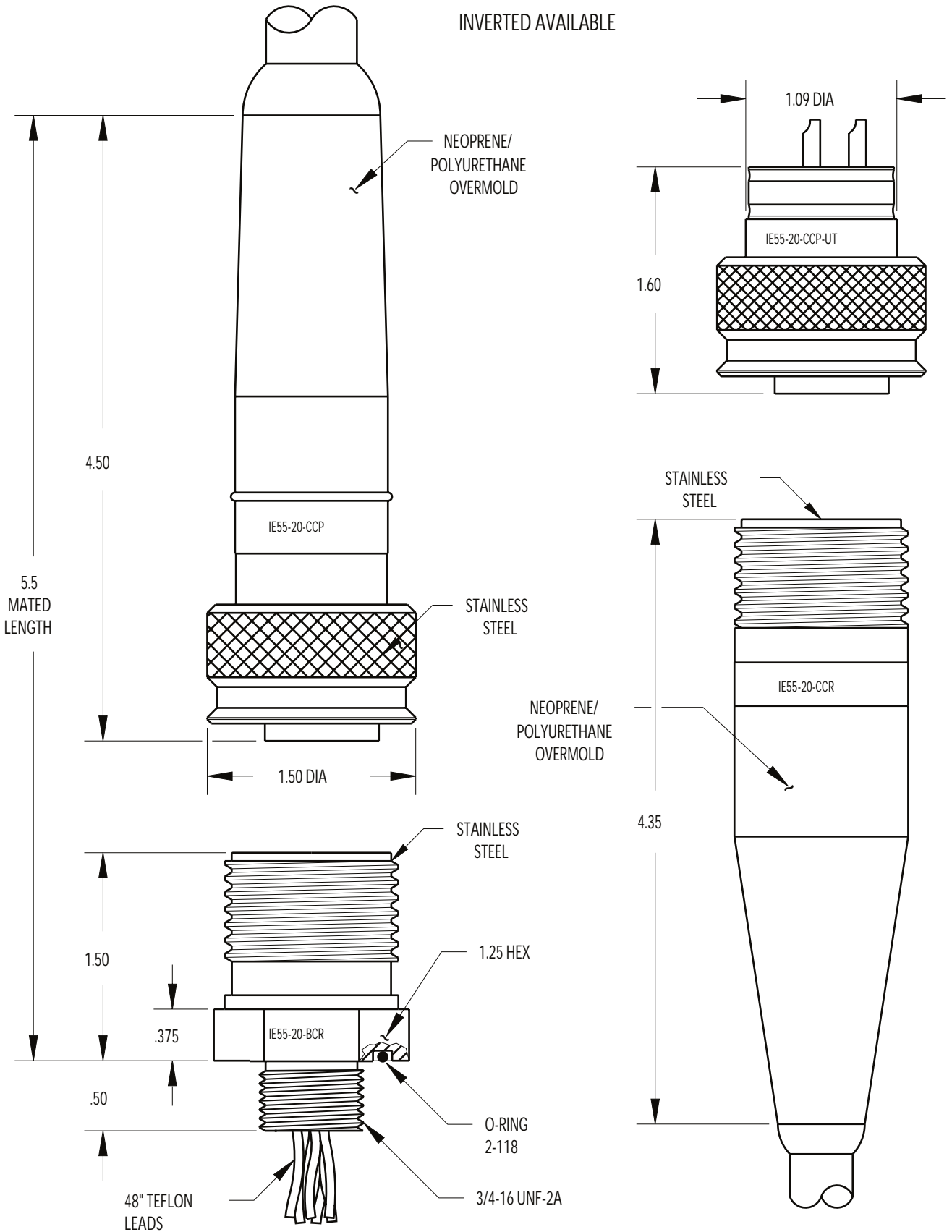


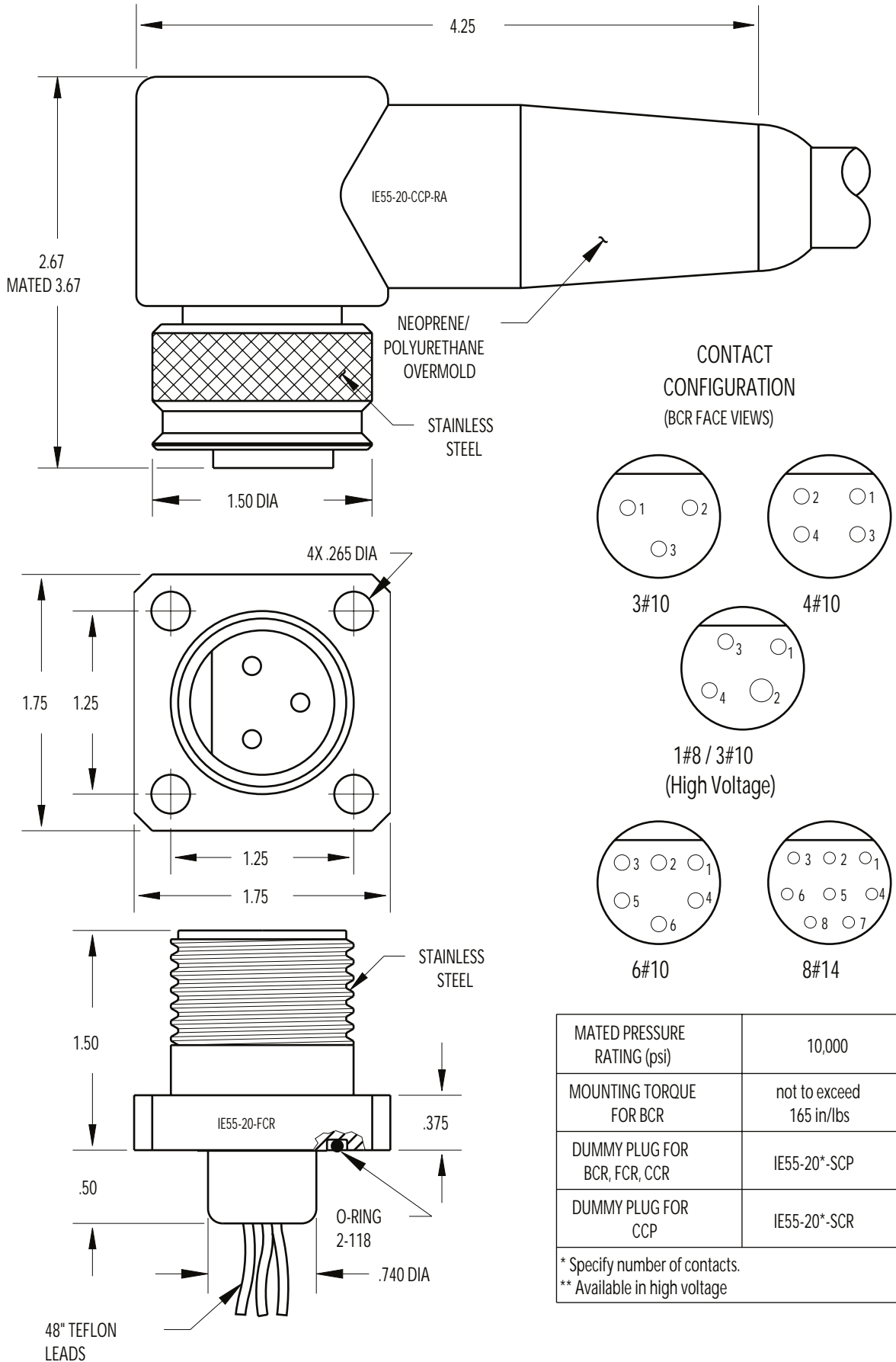
CONTACT
CONFIGURATION
(BCR FACE VIEWS)



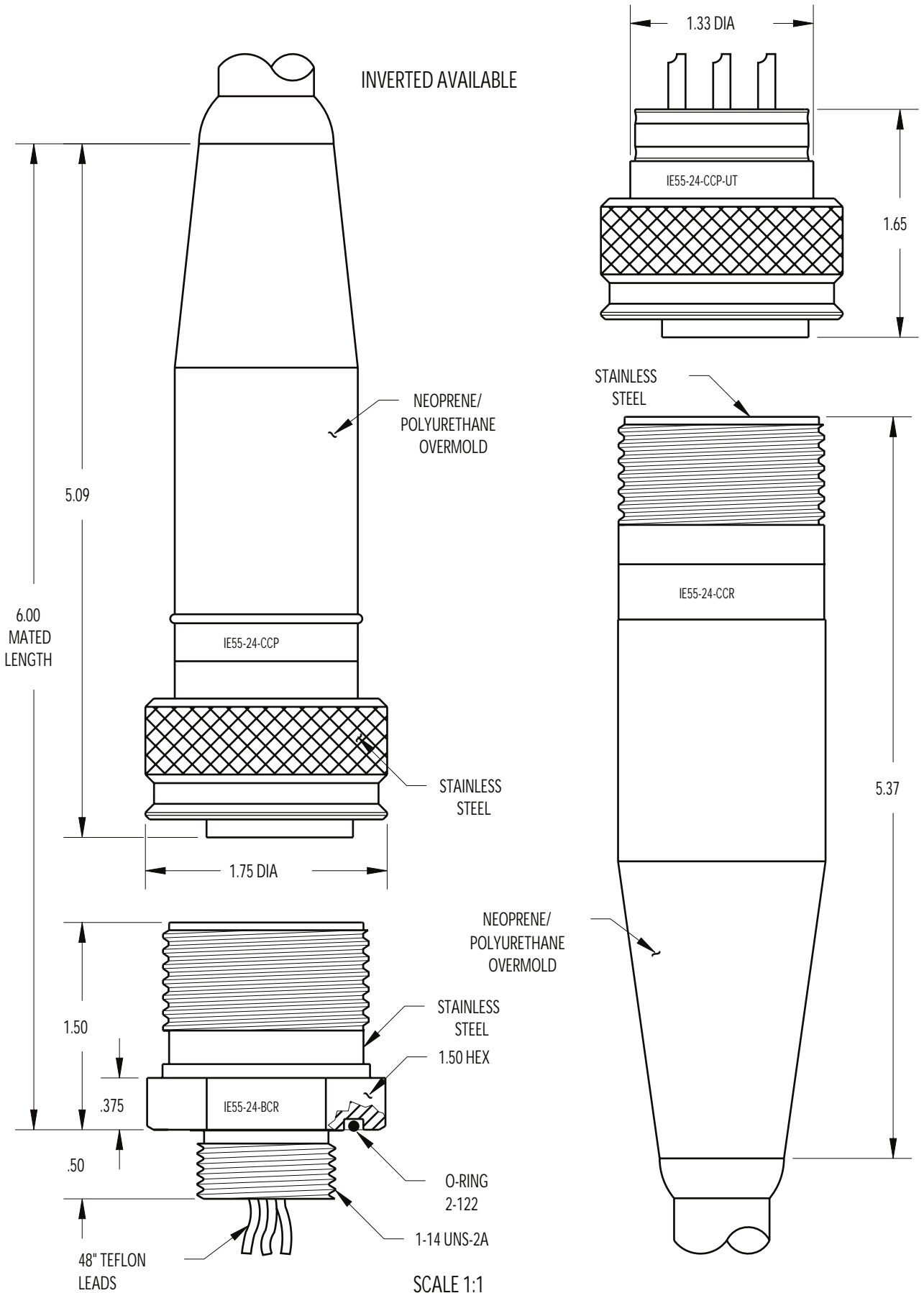
MATED PRESSURE RATING (psi)	10,000
MOUNTING TORQUE FOR BCR	not to exceed 125 in/lbs
DUMMY PLUG FOR BCR, FCR, CCR	IE55-15*-SCP
DUMMY PLUG FOR CCP	IE55-15*-SCR
* Specify number of contacts.	

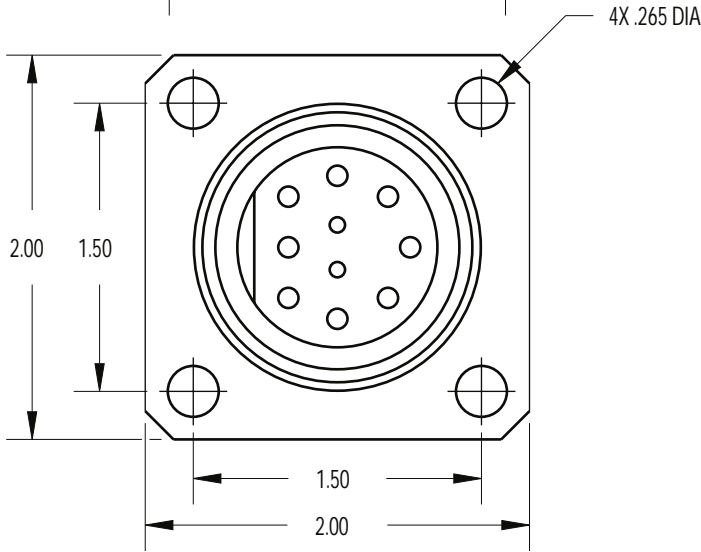
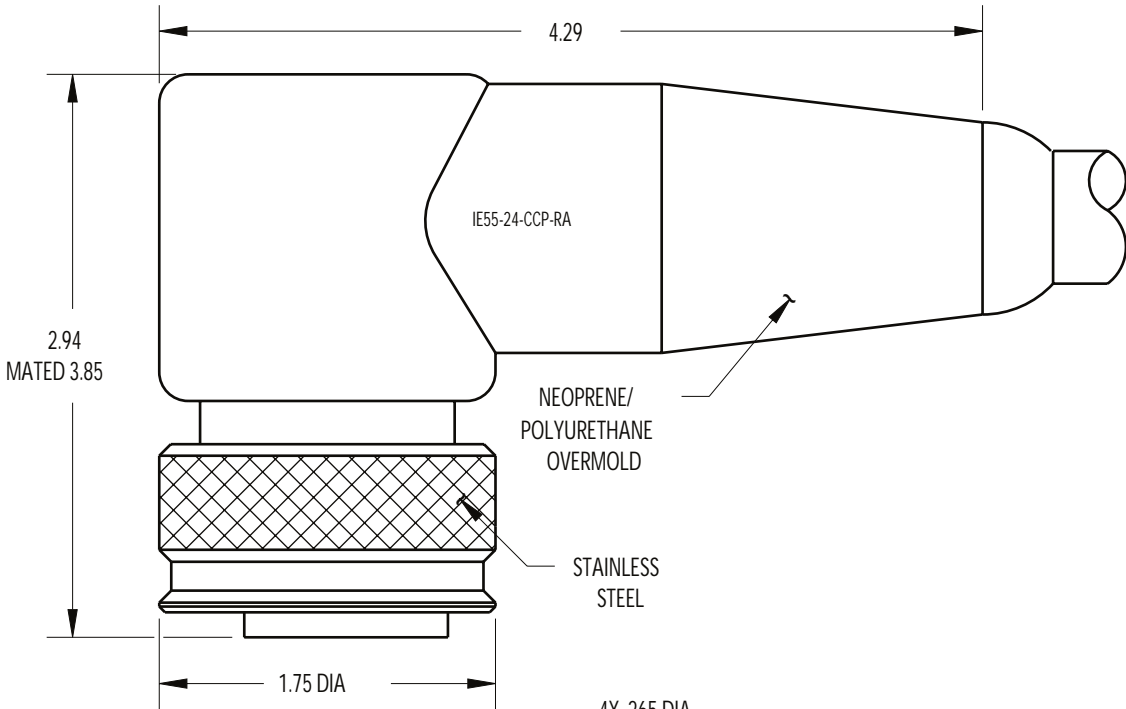
INVERTED AVAILABLE



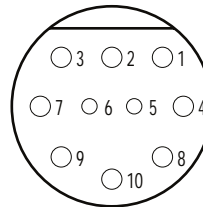


MATED PRESSURE RATING (psi)	10,000
MOUNTING TORQUE FOR BCR	not to exceed 165 in/lbs
DUMMY PLUG FOR BCR, FCR, CCP	IE55-20*-SCP
DUMMY PLUG FOR CCP	IE55-20*-SCR
* Specify number of contacts. ** Available in high voltage	

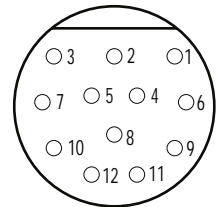




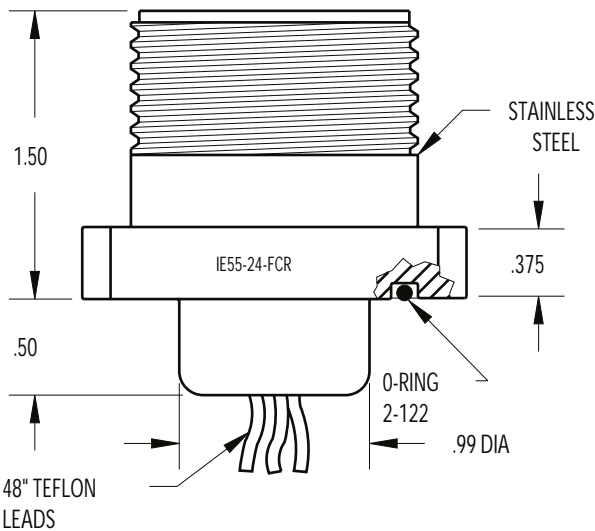
**CONTACT
CONFIGURATION**
(BCR FACE VIEWS)



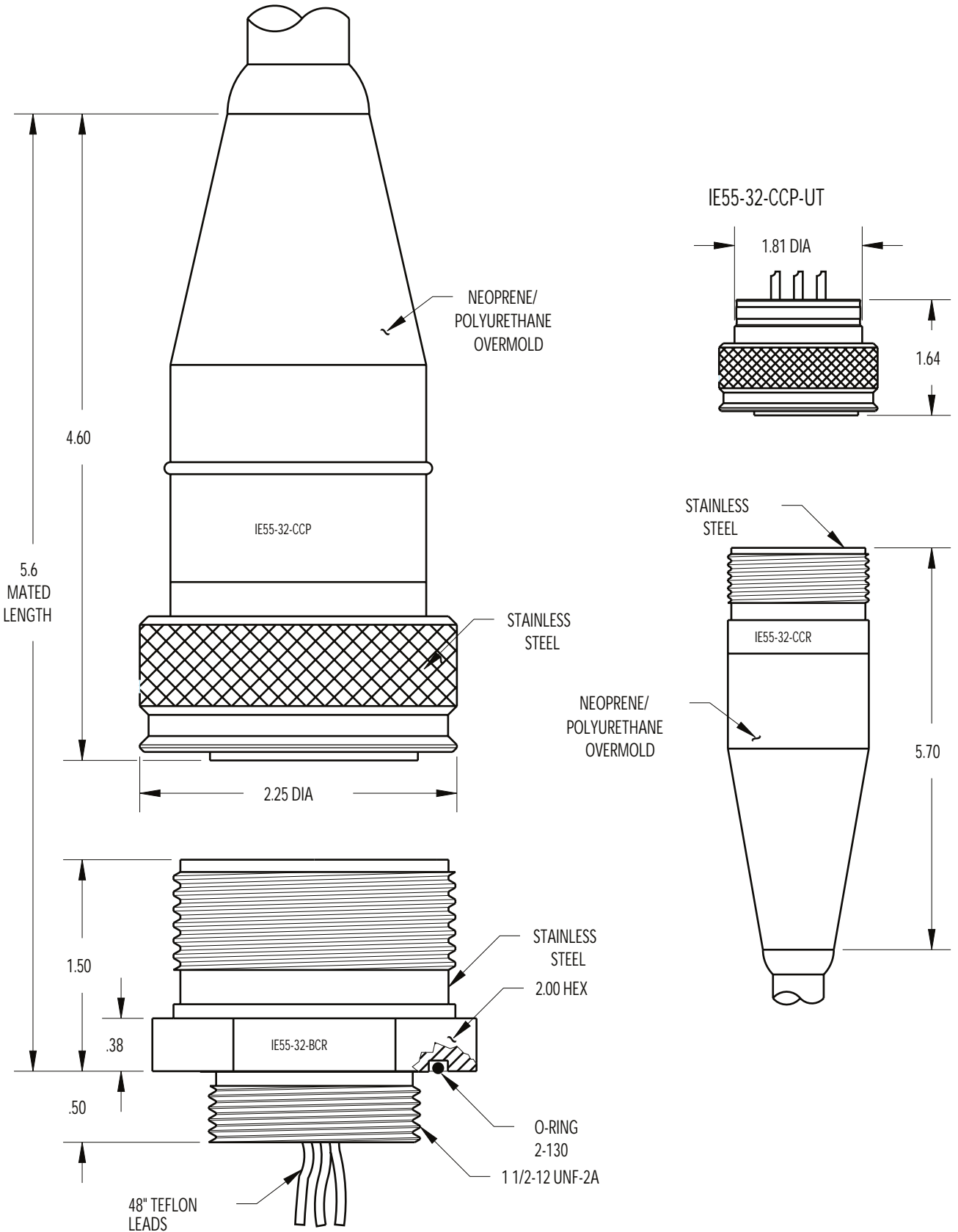
8#10
2#14

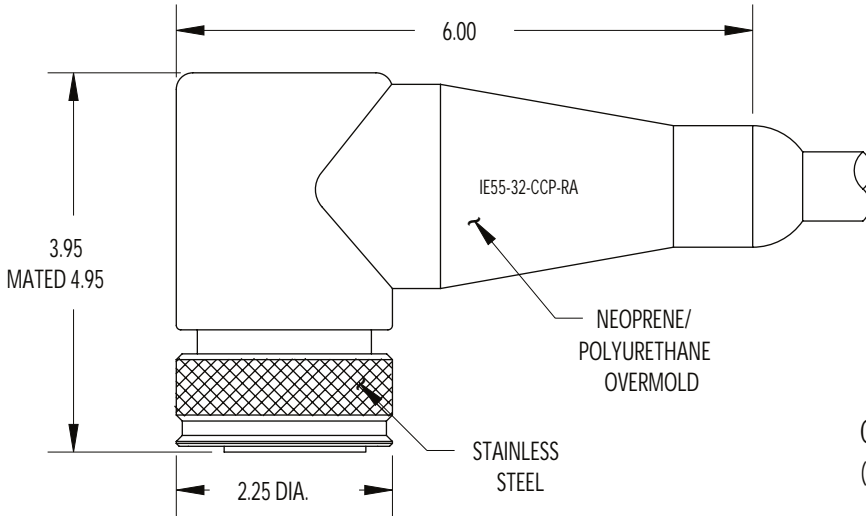


12#14

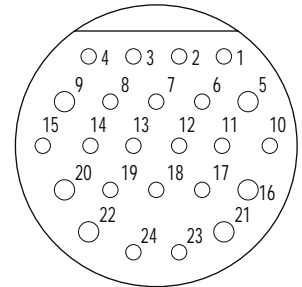
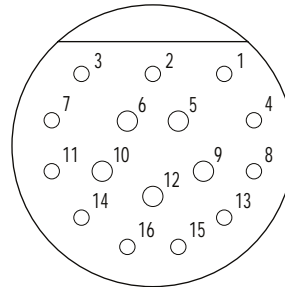
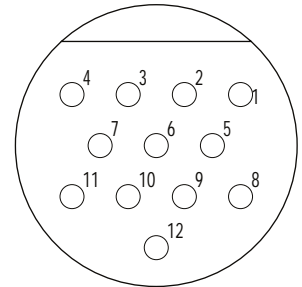
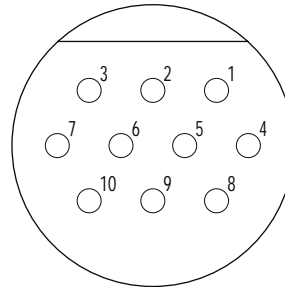
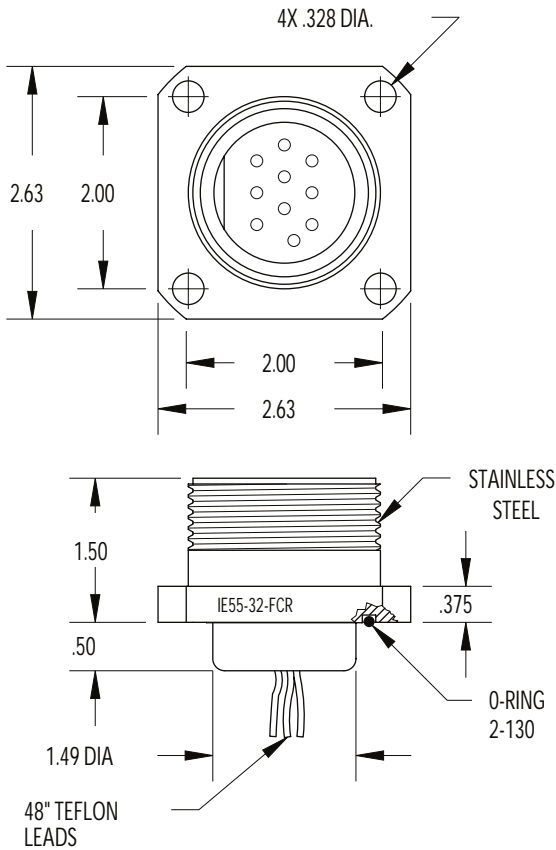


MATED PRESSURE RATING (psi)	10,000
MOUNTING TORQUE FOR BCR	not to exceed 225 in/lbs
DUMMY PLUG FOR BCR, FCR, CCR	IE55-24*-SCP
DUMMY PLUG FOR CCP	IE55-24*-SCR
* Specify number of contacts.	

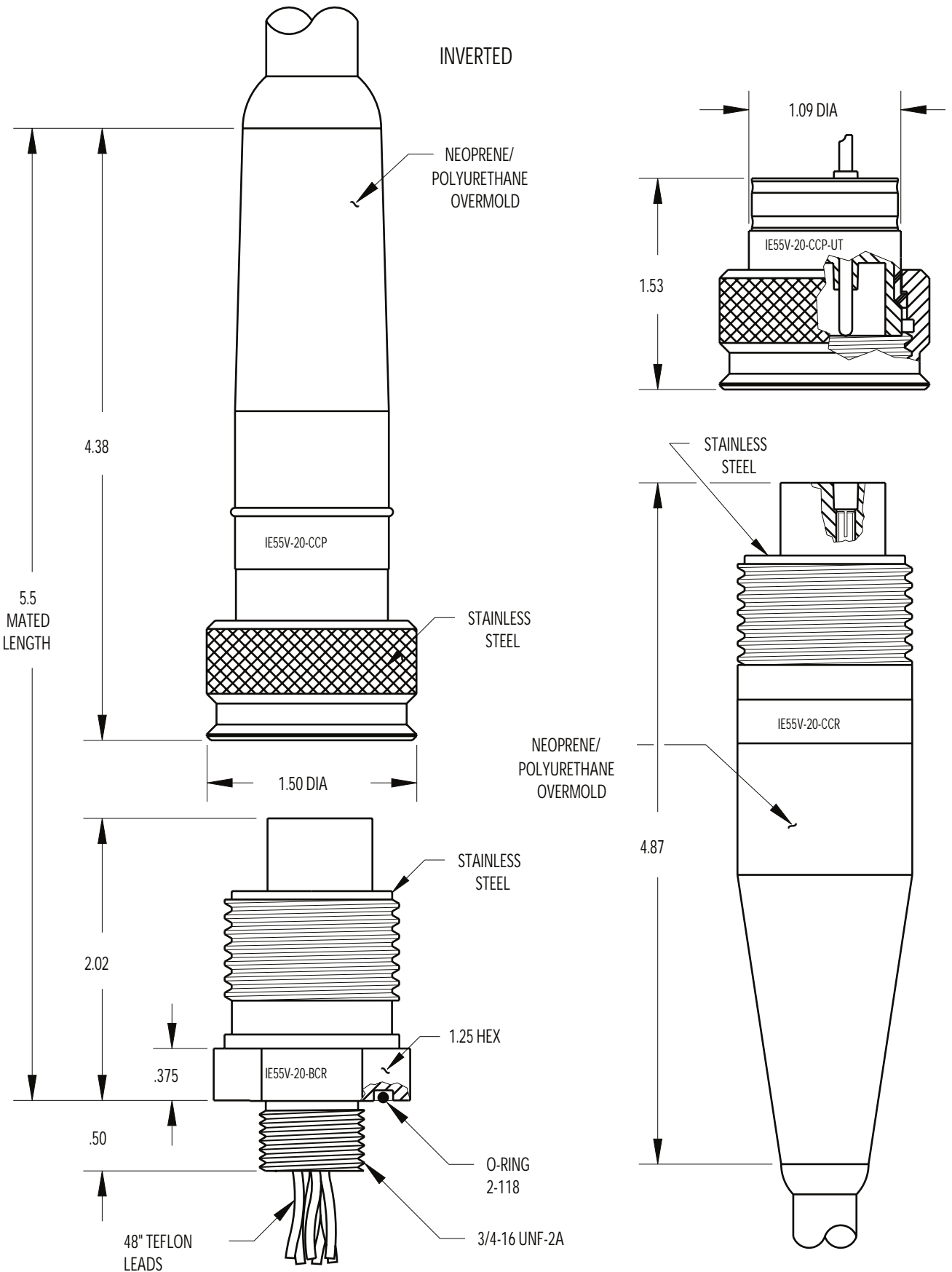


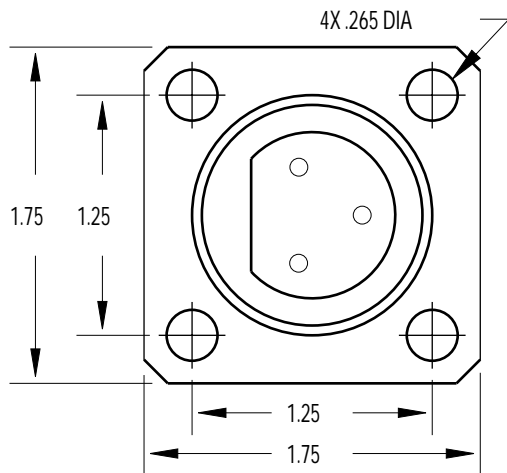
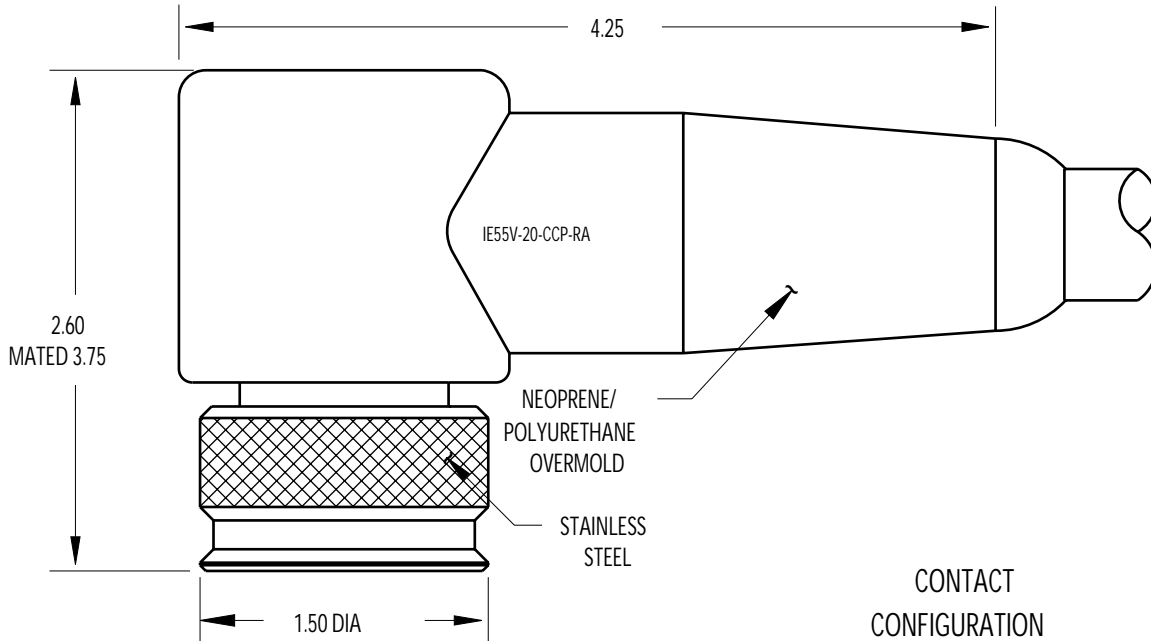


CONTACT
CONFIGURATION
(BCR FACE VIEWS)

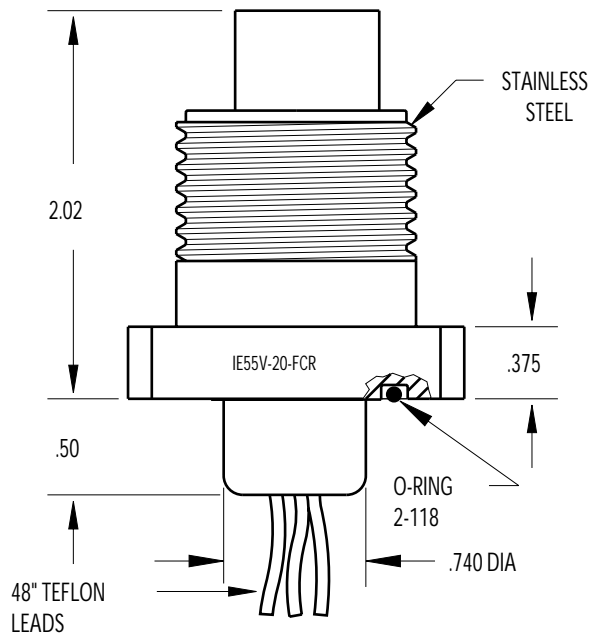
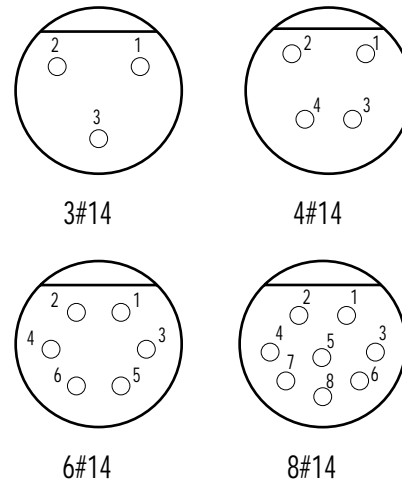


MATED PRESSURE RATING (psi)	10,000
MOUNTING TORQUE FOR BCR	not to exceed 335 in/lbs
DUMMY PLUG FOR BCR, FCR, CCR	IE55-32*-SCP
DUMMY PLUG FOR CCP	IE55-32*-SCR
* Specify number of contacts.	

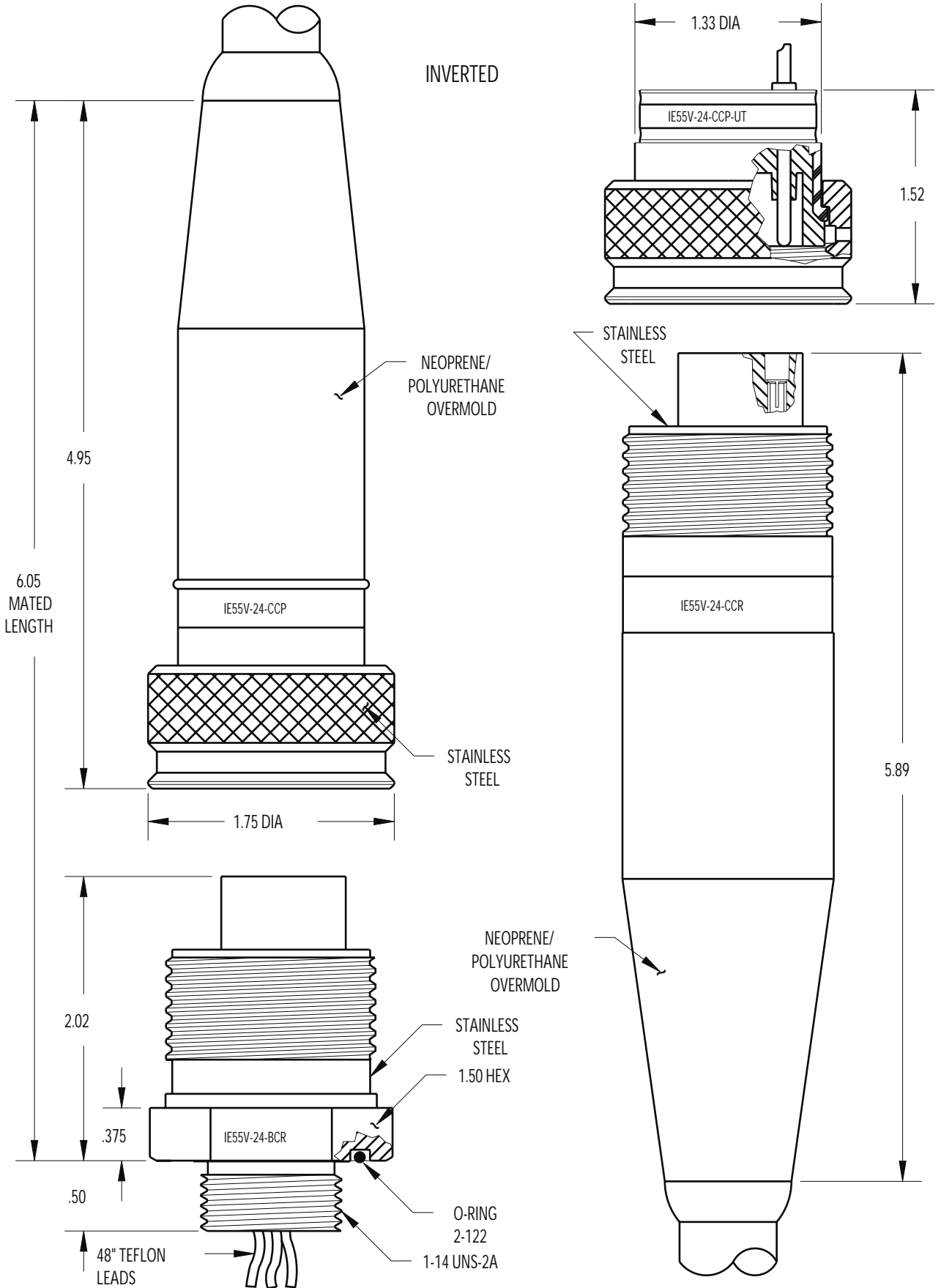


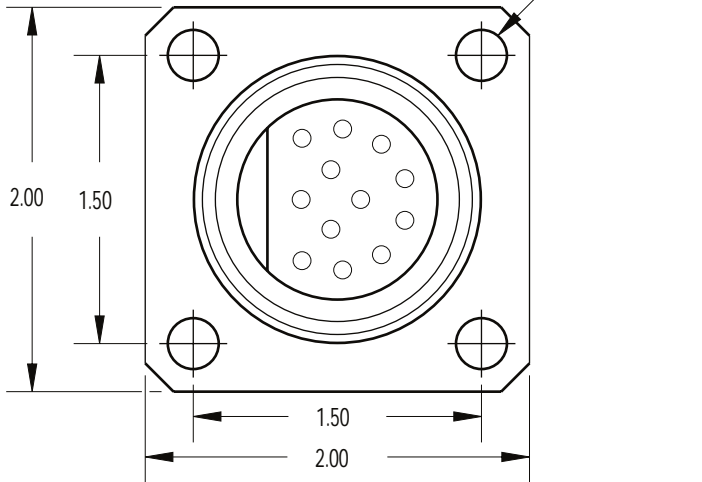
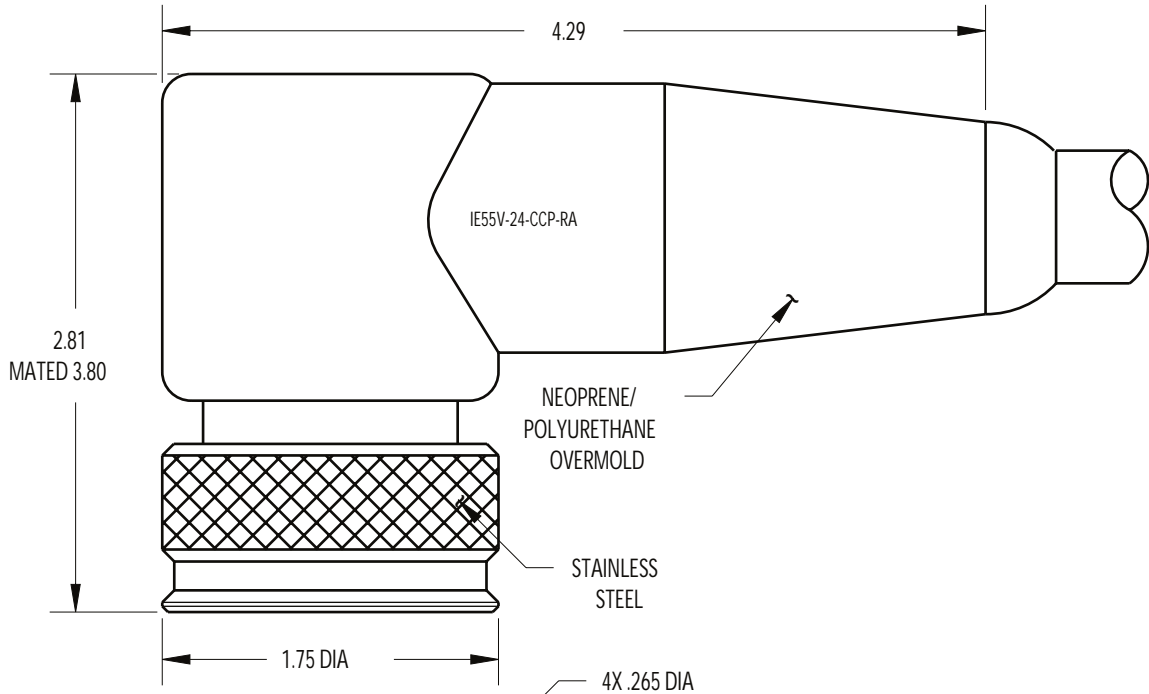


CONTACT
CONFIGURATION
(BCR FACE VIEWS)

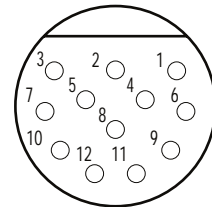


MATED PRESSURE RATING (psi)	10,000
MOUNTING TORQUE FOR BCR	not to exceed 165 in/lbs
DUMMY PLUG FOR BCR, FCR, CCR	IE55V-20*-SCP
DUMMY PLUG FOR CCP	IE55V-20*-SCR
* Specify number of contacts.	

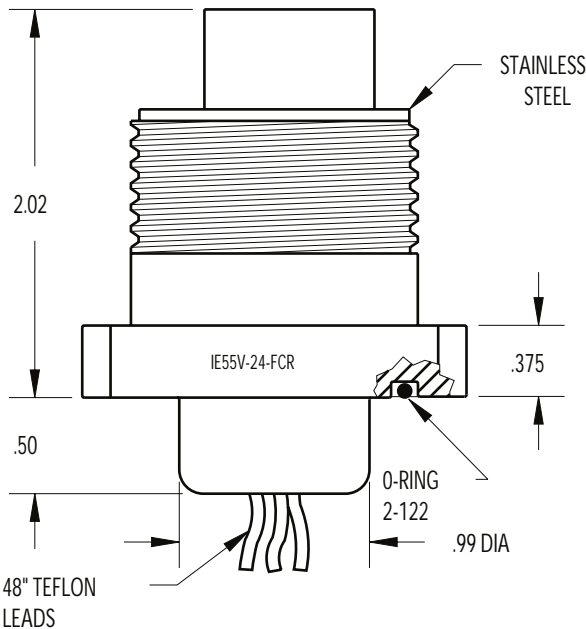




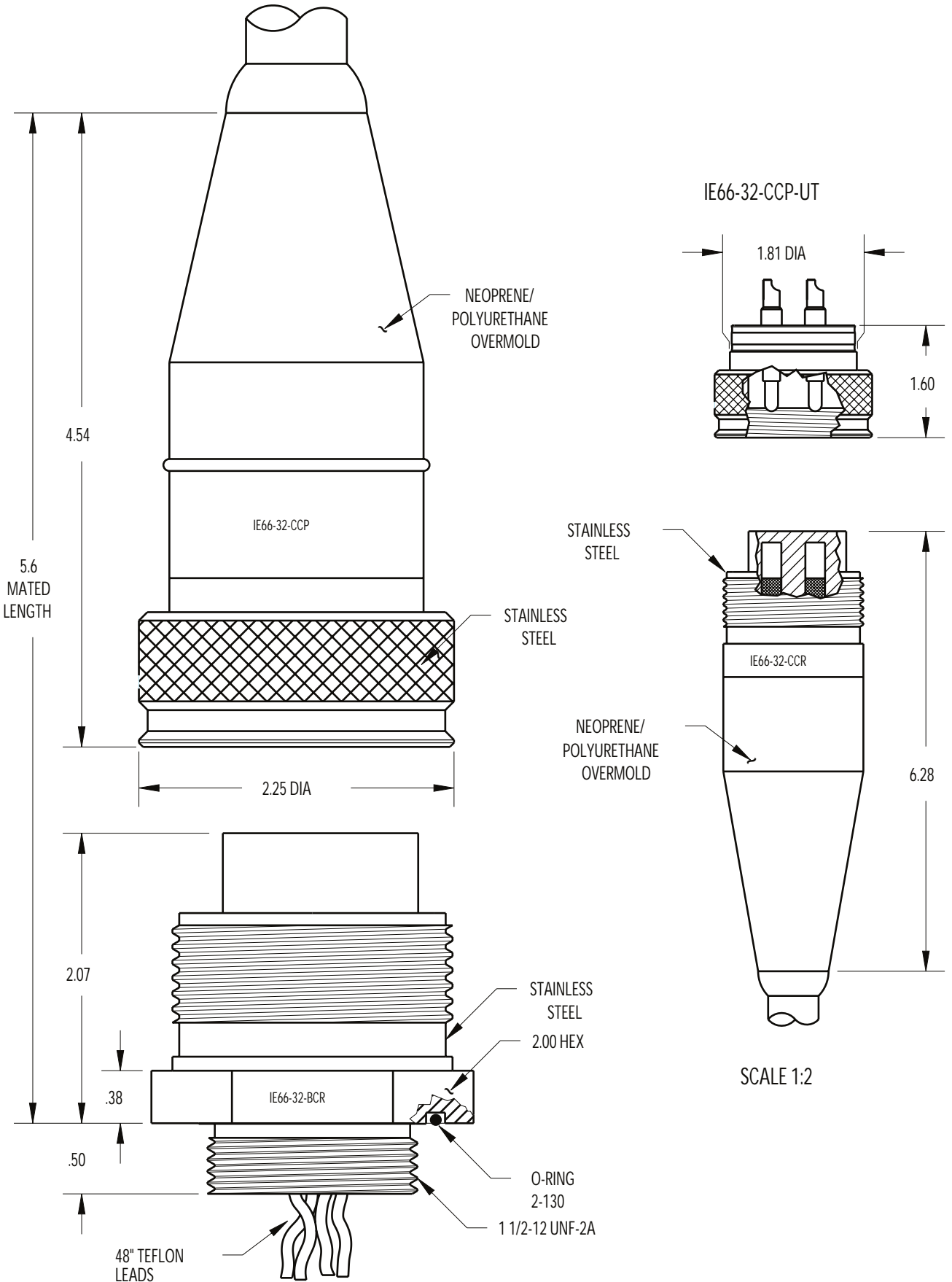
CONTACT
CONFIGURATION
(BCR FACE VIEW)

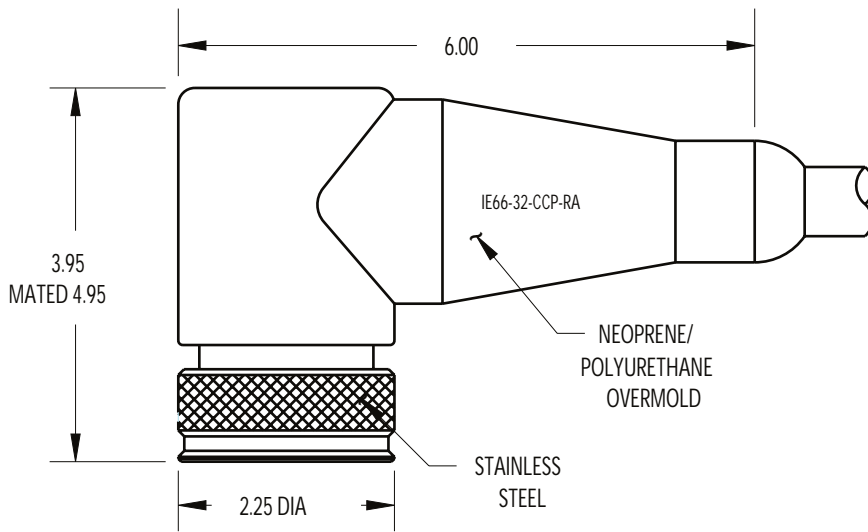


12#14

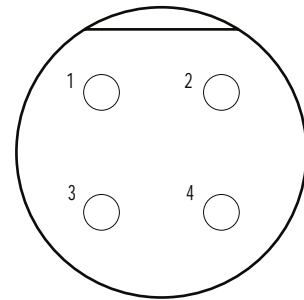
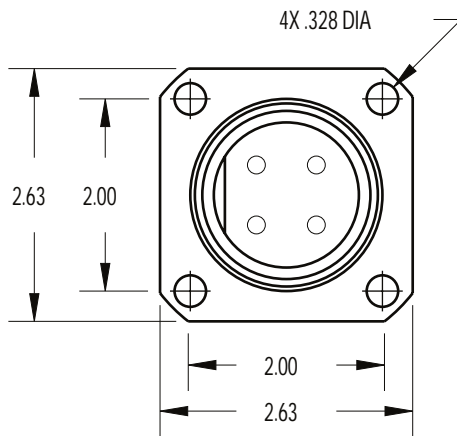


MATED PRESSURE RATING (psi)	10,000
MOUNTING TORQUE FOR BCR	not to exceed 225 in/lbs
DUMMY PLUG FOR BCR, FCR, CCR	IE55V-2412-SCP
DUMMY PLUG FOR CCP	IE55V-2412-SCR

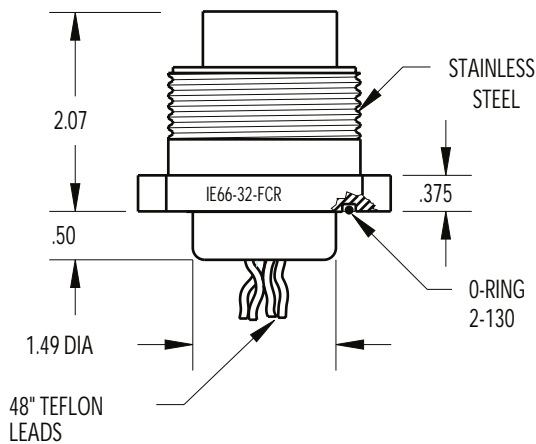




CONTACT
CONFIGURATION
(BCR FACE VIEWS)



4#7



MATED PRESSURE RATING (psi)	10,000
MOUNTING TORQUE FOR BCR	not to exceed 335 in/lbs
DUMMY PLUG FOR BCR, FCR, CCP	IE66-3204-SCP
DUMMY PLUG FOR CCP	IE66-3204-SCR

IE55 Subminiature



- Available as either standard ([IE55-1200](#)) or wet pluggable ([IE55\(W\)-1000](#)) style.
- Bodies and engaging nut are and 6AL-4V Titanium. Engaging nut is Tiodized.
- [IE55-1200](#) bulkhead connectors are supplied with 6" of #24 AWG type E Teflon inboard leads. [IE55\(W\)-1000](#) bulkheads have 6" of #22 AWG inboard leads.
- [IE55-1200](#) cable connector plugs and receptacles are supplied as standard on 24" of #22 AWG polyurethane jacketed cable. [IE55\(W\)-1000](#) cable connector plugs and receptacles are supplied as standard on 24" of #20 AWG Belden cable.
- Cable connector plugs can also be supplied unterminated.
- Working voltage – 300 VDC.
- Up to 10,000 PSI pressure rating in mated condition.
- Bulkhead connectors open face pressure rated to 5,000 PSI.
- Contacts gold plated per MIL-G-45204

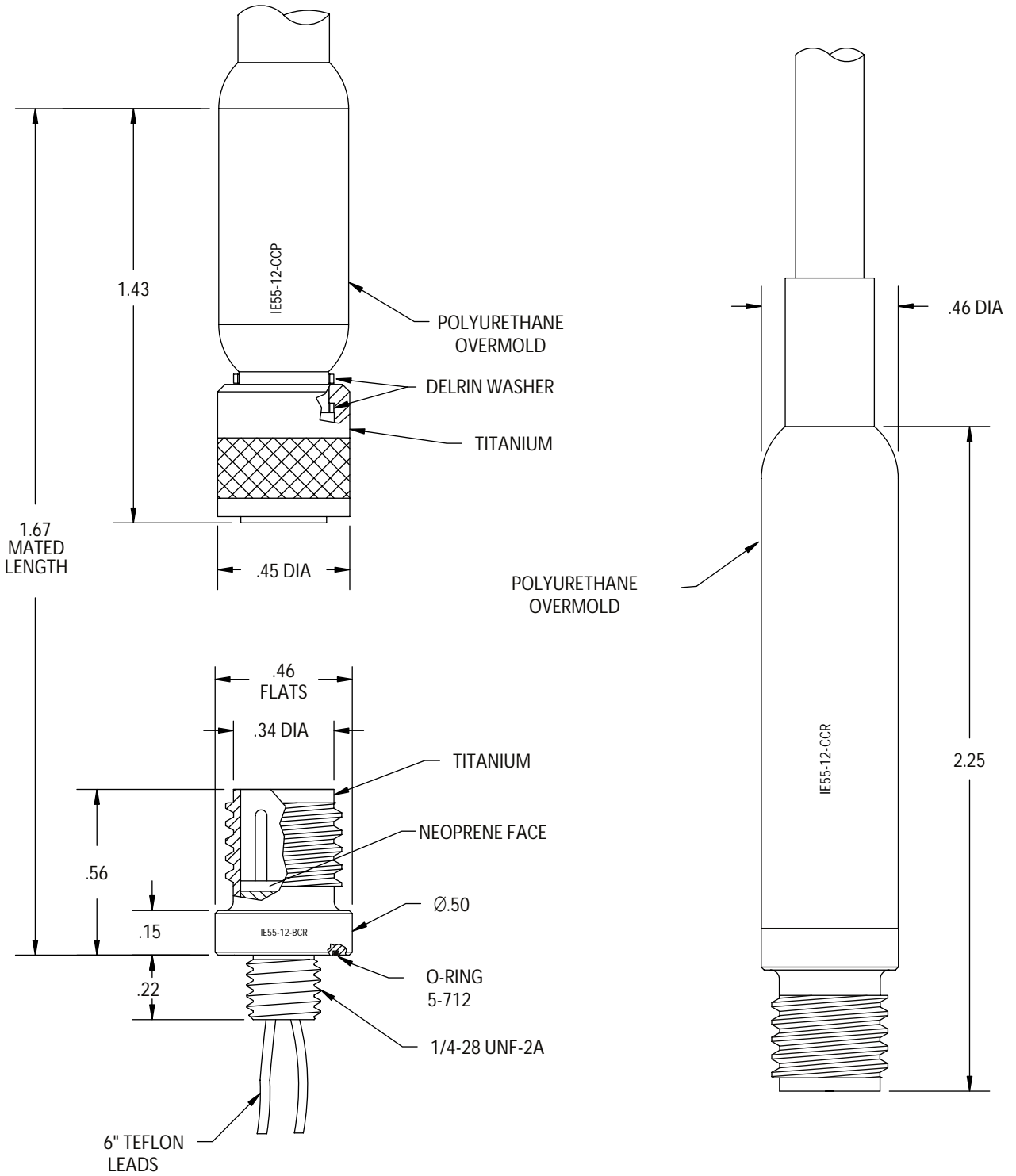


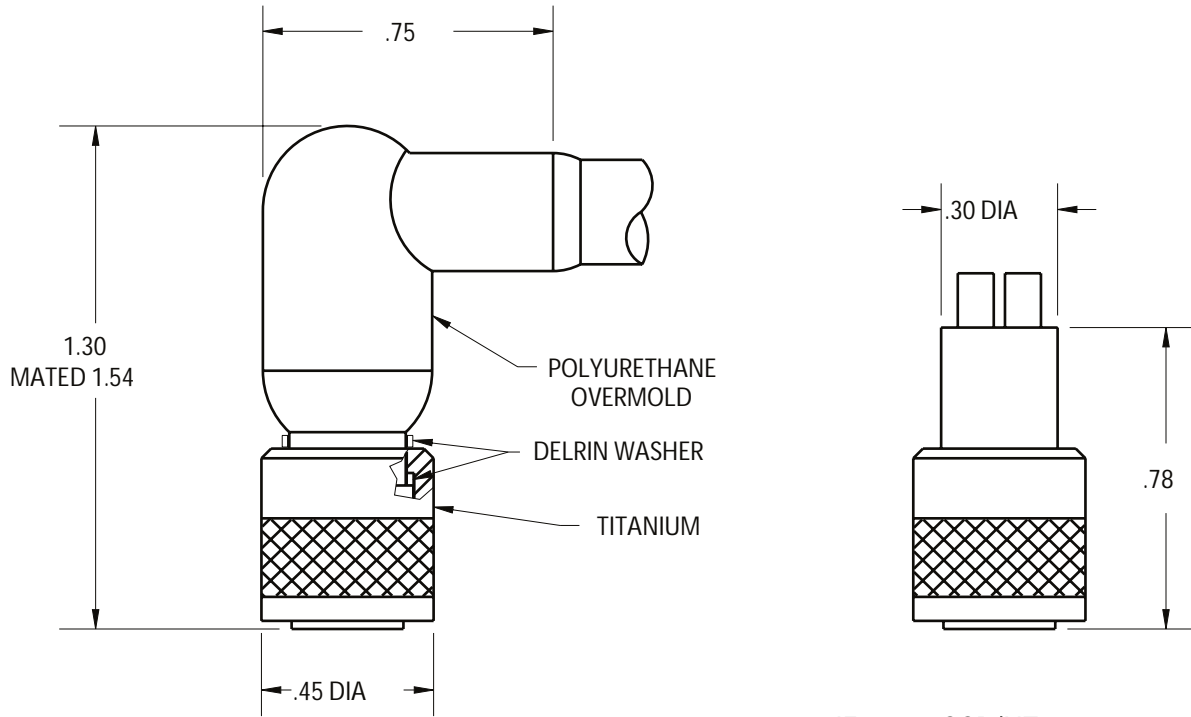
Connector	# of Contacts	Bulkhead Thread	PDF	Adobe Acrobat Reader
-----------	---------------	-----------------	-----	----------------------

IE55-1200	4, 6	1/4"-28		
---------------------------	------	---------	--	--

IE55(W)-1000	2, 3	1/4"-28		
------------------------------	------	---------	--	--

[Top](#)

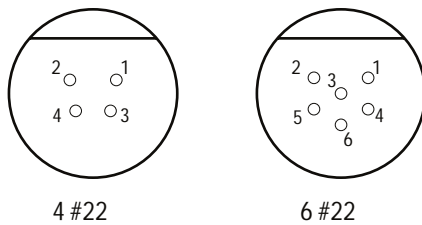




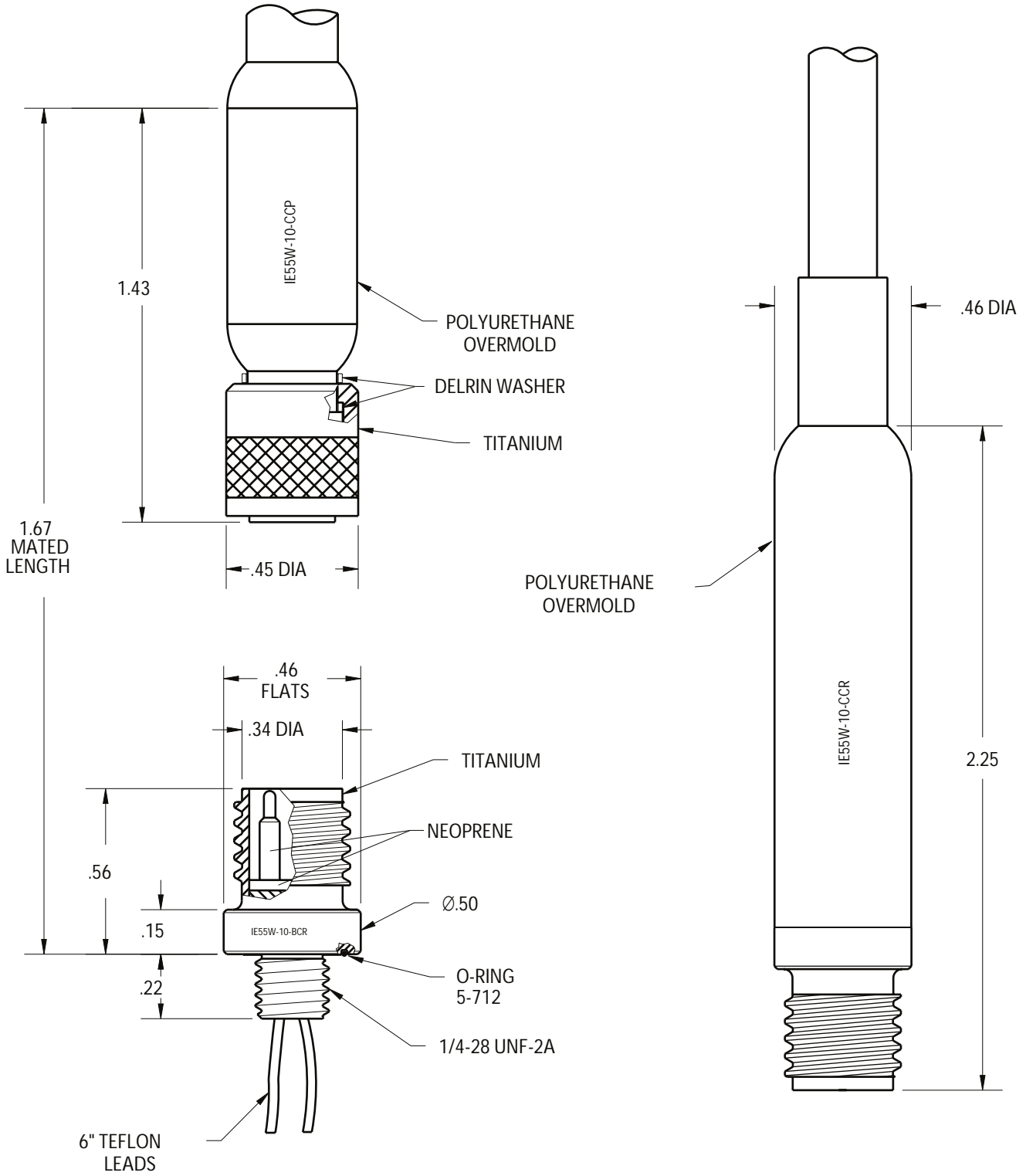
IE55-12-CCP R/A

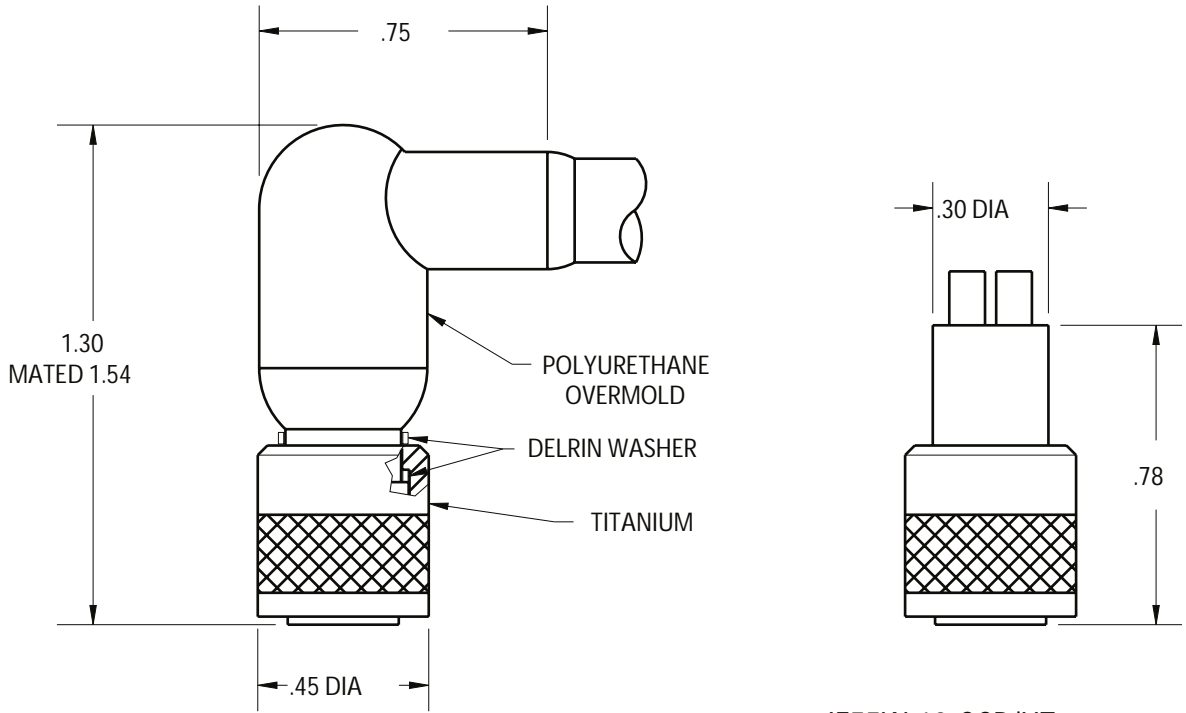
IE55-12-CCP/UT

CONTACT CONFIGURATION
(BCR FACE VIEW)



MATED PRESSURE RATING (psi)	10,000
MOUNTING TORQUE FOR BCR	not to exceed 15 in/lbs
DUMMY PLUG FOR BCR	IE55-12-SCP
DUMMY PLUG FOR CCP	IE55-12-SCR

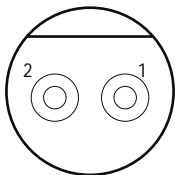




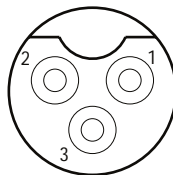
IE55W-10-CCP R/A

IE55W-10-CCP/UT

CONTACT CONFIGURATION
(BCR FACE VIEW)



2 #20



3 #20



MATED PRESSURE RATING (psi)	10,000
MOUNTING TORQUE FOR BCR	not to exceed 15 in/lbs
DUMMY PLUG FOR BCR	IE55W-10*-SCP
DUMMY PLUG FOR CCP	IE55W-10*-SCR
* Specify number of contacts.	

Penetrators



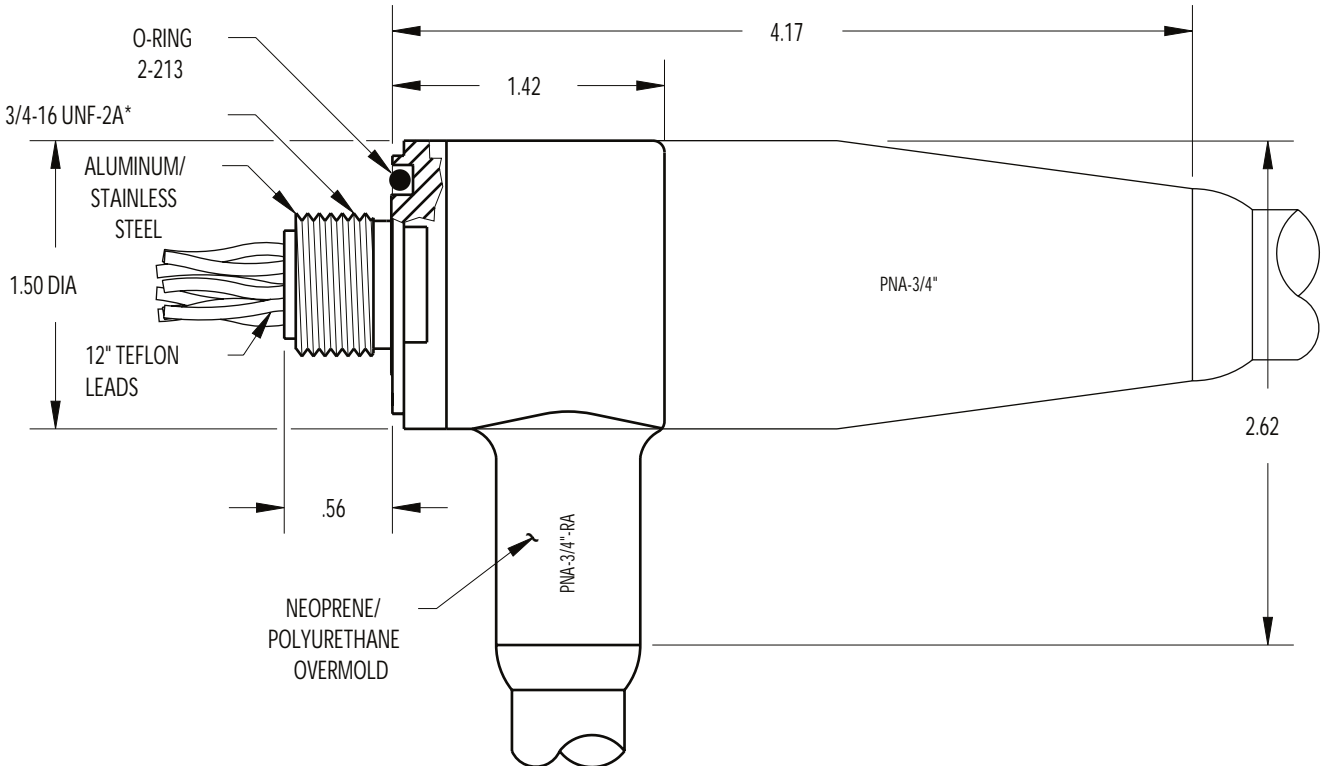
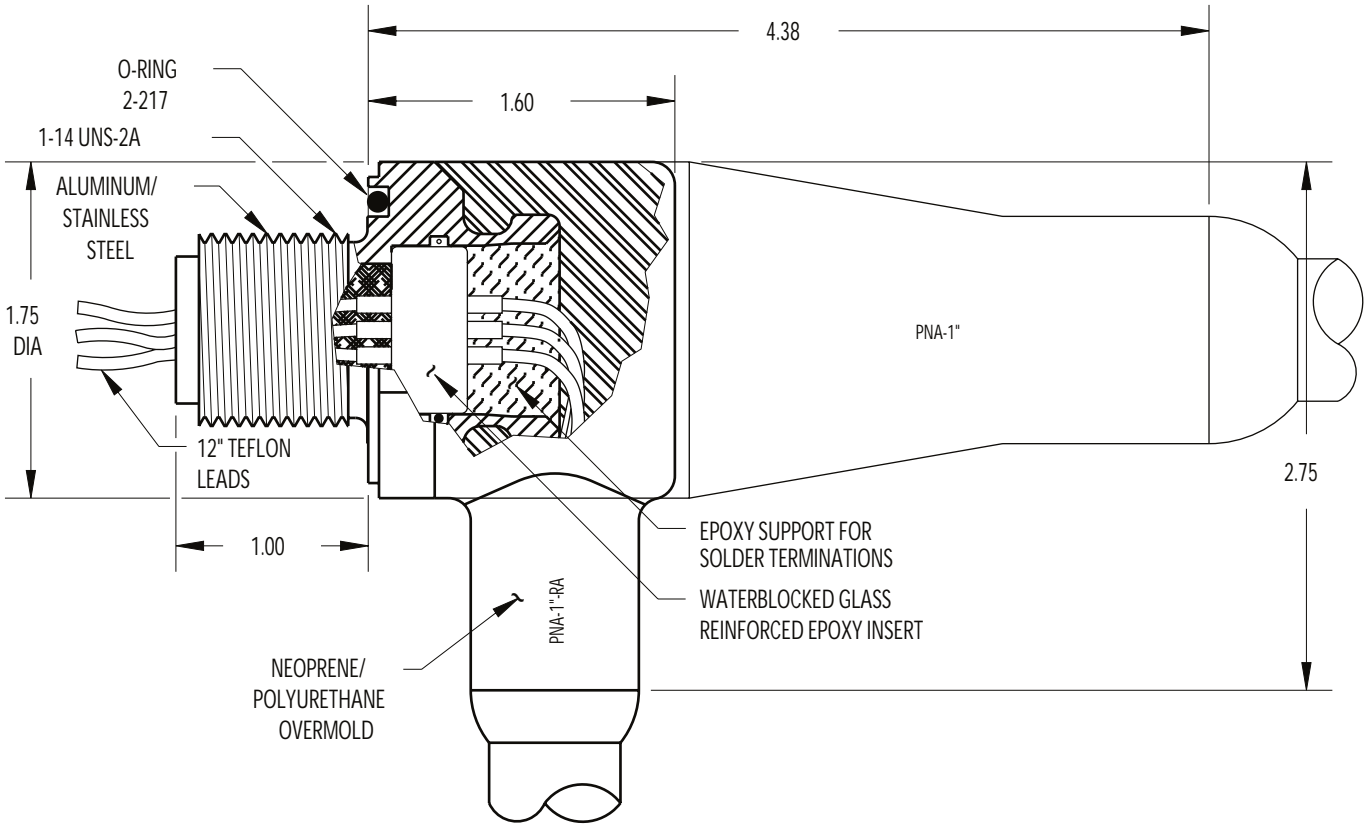
- Allows cable assemblies to penetrate a bulkhead or housing without the use of connectors.
- Available with either a 316 stainless steel or 6061-T6 hard anodized aluminum threaded body.
- Metal body is waterblocked with glass reinforced epoxy insert.
- Molded neoprene assemblies supplied on 24" length of #18 AWG SO cable (9 and 20 contact supplied on 24" length of #20 AWG cable, 26 contact requires custom cable). Custom lengths and cable types available on request. This may require the use of a polyurethane overmold.
- Straight or right-angled overmold available.
- Penetrators are supplied with 12" of #18 AWG type E inboard leads. (9, 20 and 26 contact supplied with #20 AWG)
- Other end of penetrator assembly can be terminated to Impulse connector if required.

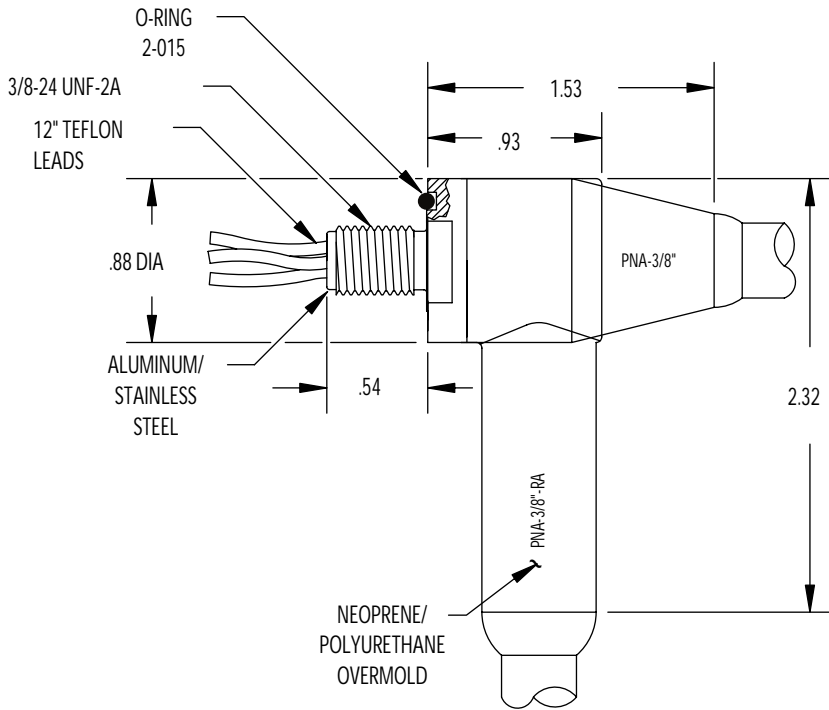
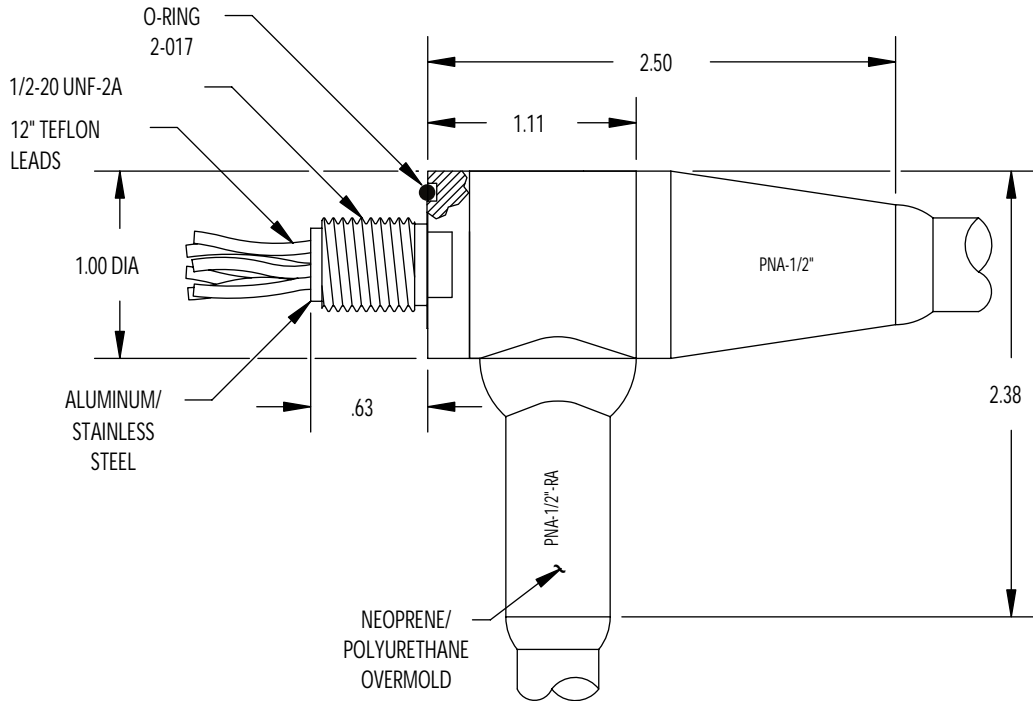
▶ Usage
▶ Specs

Connector	Maximum # of Contacts	PDF
3/8"-24	4 (3 with aluminum body)	 
1/2"-20	9	
5/8"-18 (stainless steel only)	6	
3/4"-16	8	
1"-14	26	



[Top](#)





PNA SIZE	MOUNTING TORQUE FOR SS PNA (in/lbs)	MOUNTING TORQUE FOR ALUMINUM PNA (in/lbs)	PRESSURE RATING (psi)	MAXIMUM # OF CONTACTS
1"	200	150	10,000	26
3/4"	150	100	10,000	8
1/2"	125	80	10,000	9
3/8"	100	70	10,000	3(ALUM)/4(SS)

* Optional 5/8-18 UNF-2A stainless steel body available.









* Waterblocked glass reinforced epoxy insert available as separate item.




Underwater Pluggable

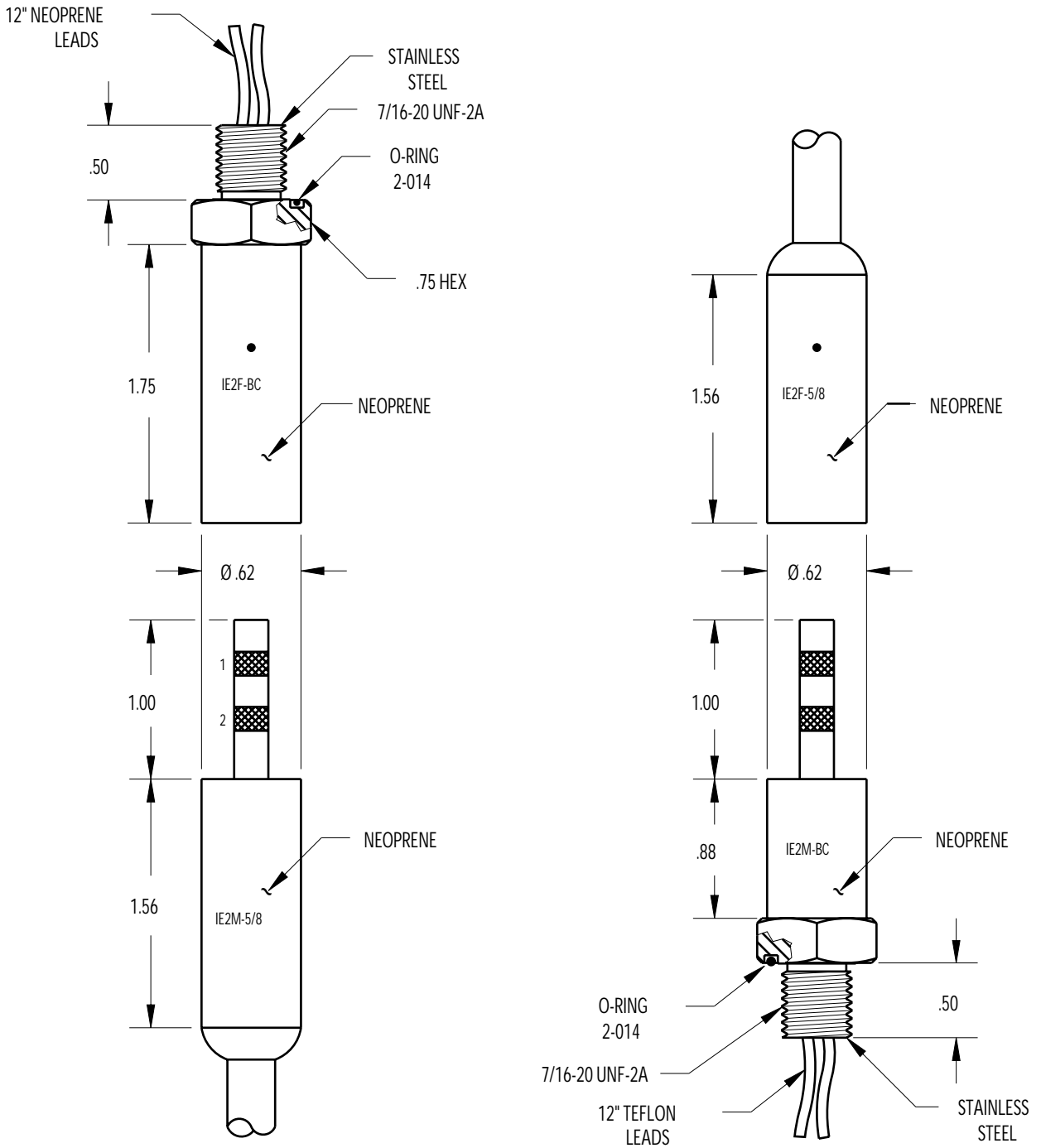


▶ Usage
▶ Specs

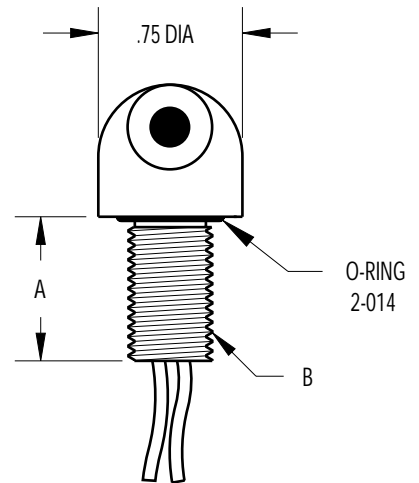
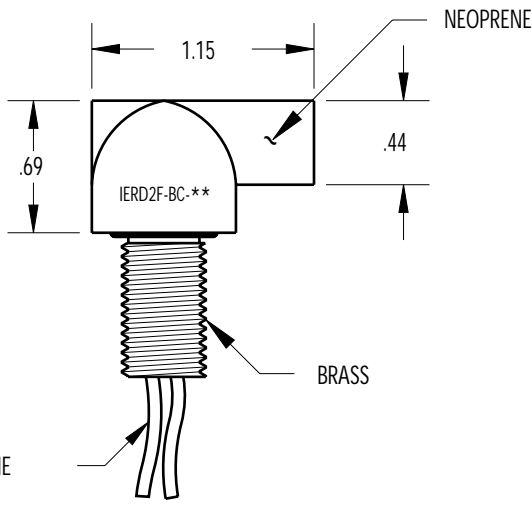
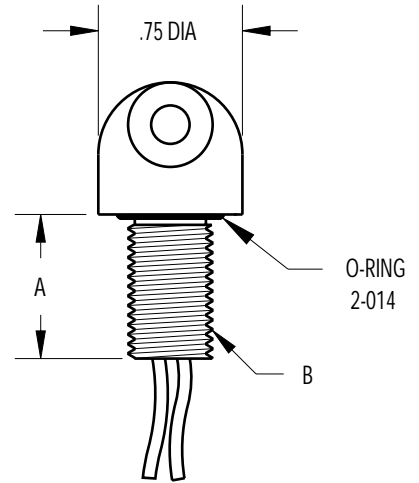
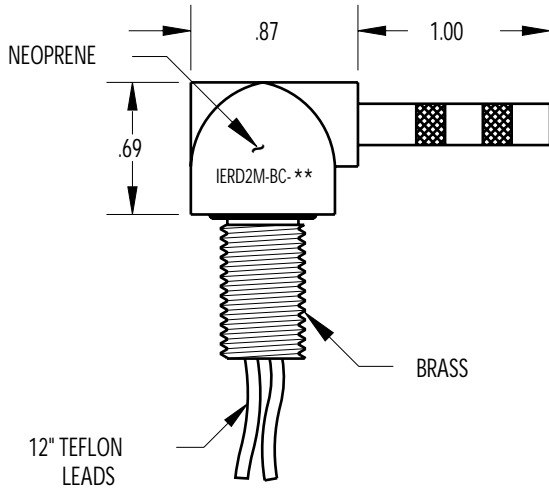
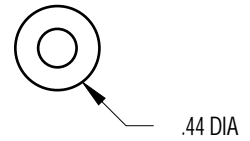
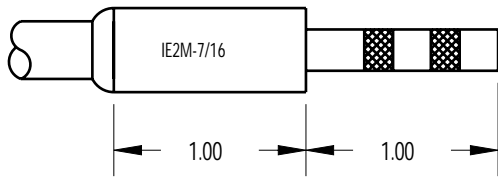
- Pressure balanced design allows underwater mating and unmating of cable assemblies (power off).
- Molded neoprene inline connectors supplied on 24" of #18 AWG SO cable (2 contact on SJO). Series 3 connectors supplied on 24" length of #16 AWG SO cable unless otherwise specified.
- Bulkhead connectors have brass or stainless steel threaded body depending on connector type. They are supplied with 12" of #18 AWG type E Teflon or Belden 34918 neoprene inboard leads. Series 3 connectors supplied with #16 AWG inboard leads.
- Up to 10,000 PSI pressure rating in mated condition (see [specs](#)).
- Bulkhead connectors open face pressure rated to 5000 PSI

Connector	# of Contacts	Bulkhead Thread	Voltage Rating (VDC)	Mated Pressure Rating (PSI)	PDF
IE2	2	7/16"-20 3/8"-24	300	10,000	
IESQ4	4	7/16"-20	300	5,000	
IE4	4	7/16"-20	300	10,000	
IE6/8	6,8	1/2"-20	300	10,000	
IEB2	2	No bulkhead	300	10,000	
IEB6/8	6,8	No bulkhead	300	20,000	
IE31	1	7/16"-20	600	10,000	
IE32/33	2,3	7/16"-20	600	10,000	

IE34	4	1/2"-20	600	10,000	
IEB34	4	No bulkhead	600	20,000	
IESQ32	2	7/16"-20	600	5,000	 Top

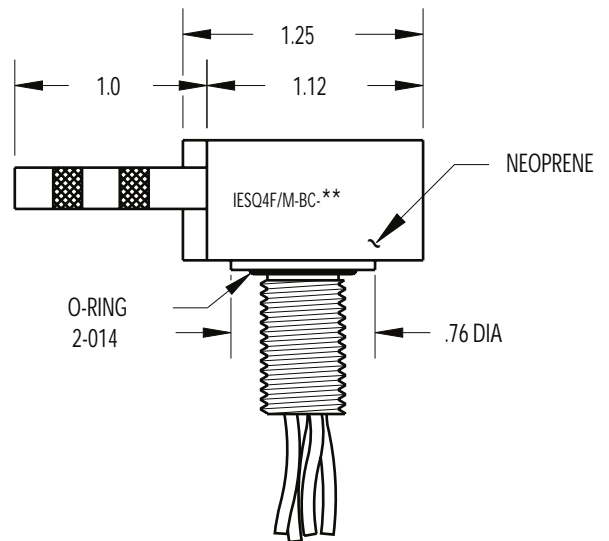
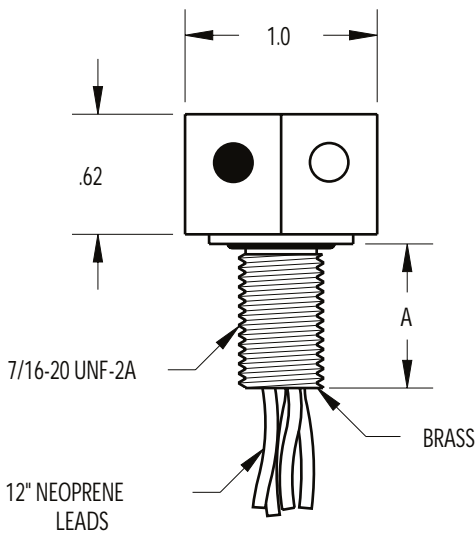
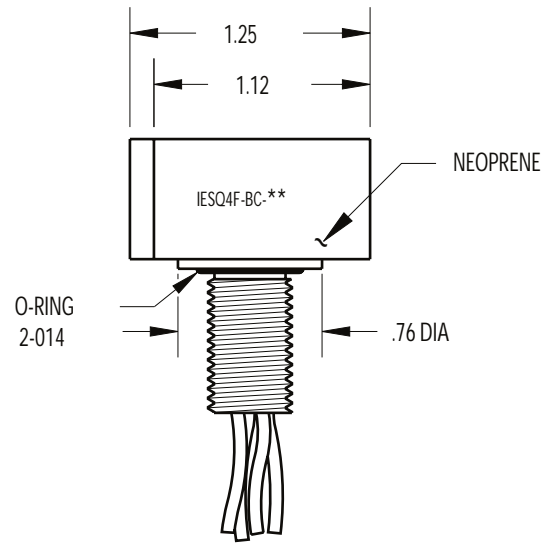
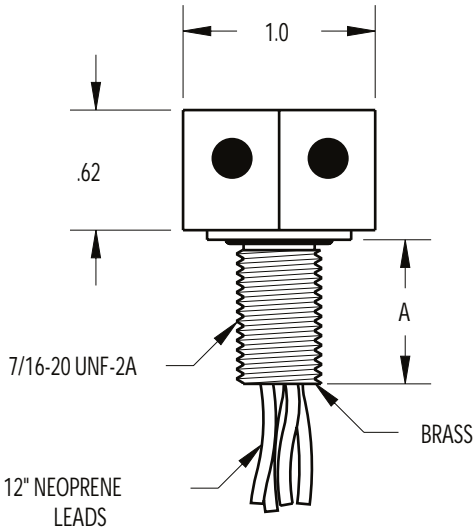
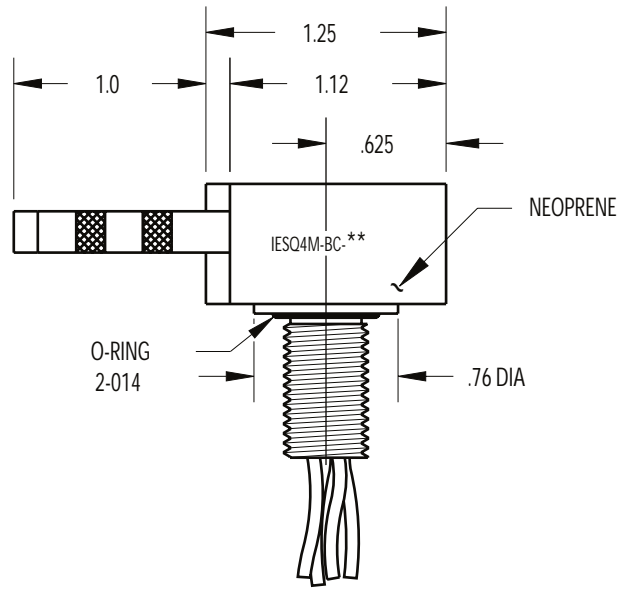
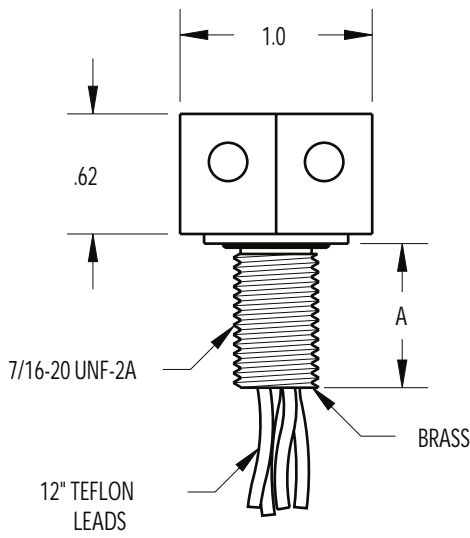


MOUNTING TORQUE FOR BC	not to exceed 100 in/lbs
MATED PRESSURE RATING (psi)	10,000
DUMMY PLUG FOR IE2M-5/8, IE2M-BC	IE2F-5/8-DO*
DUMMY PLUG FOR IE2F-BC, IE2F-5/8	IE2M-5/8-DO*
* Shorted dummies (DS) available upon request.	

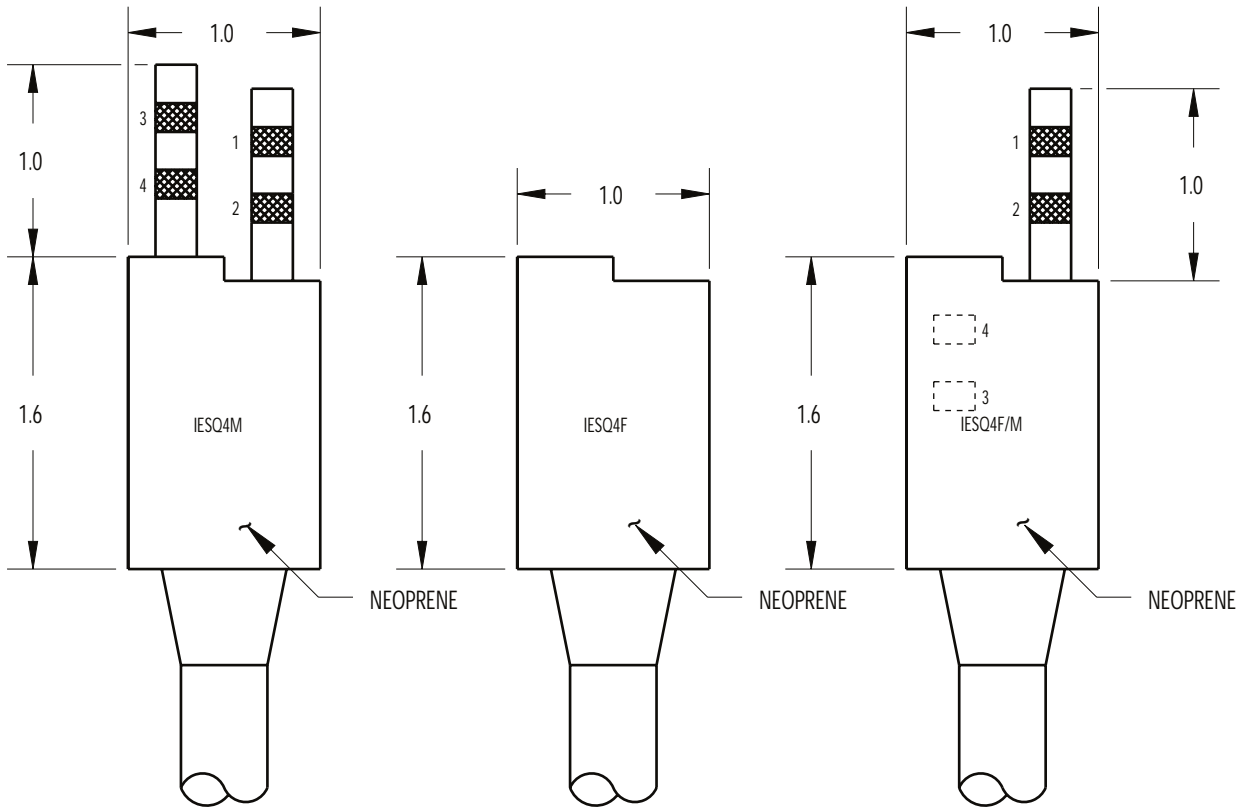


MOUNTING TORQUE FOR BC	not to exceed 100 in/lbs
MATED PRESSURE RATING (psi)	10,000
DUMMY PLUG FOR IERD2F-BC	IE2M-7/16-DO*
DUMMY PLUG FOR IERD2M-BC	IE2F-5/8 DO*
* Shorted dummies (DS) available upon request. ** See chart for thread specifications. *** Specify M/F	

PART NUMBER	B	A
IERD2***-BC-1	3/8-24 UNF-2A	.50
IERD2***-BC-2	3/8-24 UNF-2A	.75
IERD2***-BC-3	3/8-24 UNF-2A	1.00
IERD2***-BC-4	7/16-20 UNF-2A	.50
IERD2***-BC-5	7/16-20 UNF-2A	.75
IERD2***-BC-6	7/16-20 UNF-2A	1.00

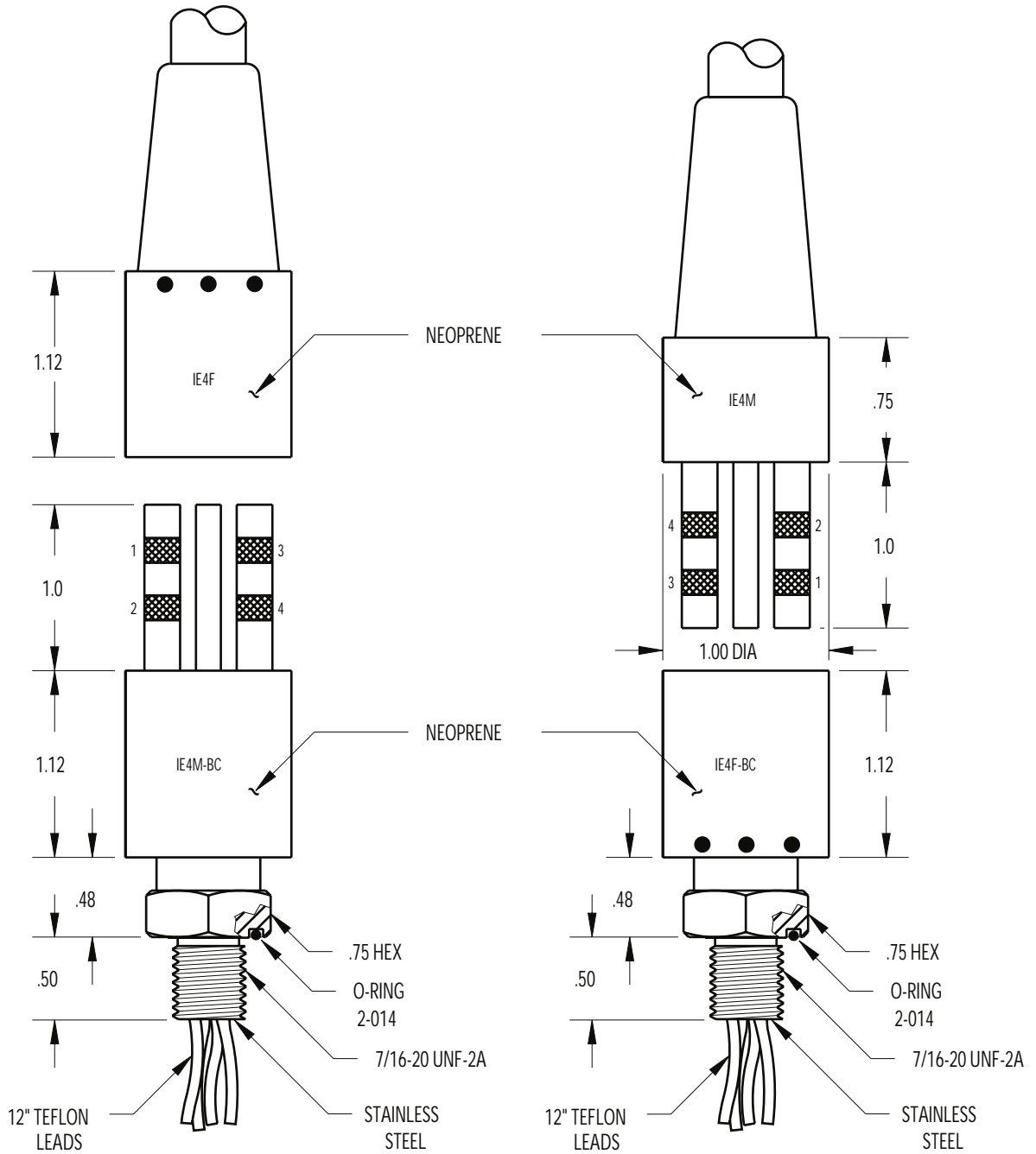


SCALE 1:1



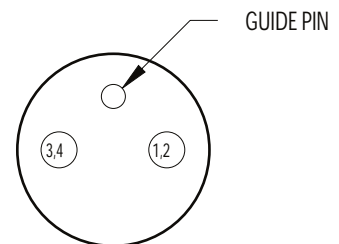
MOUNTING TORQUE FOR BC	not to exceed 100 in/lbs
MATED PRESSURE RATING (psi)	5,000
DUMMY PLUG FOR IESQ4M-BC, IESQ4M	IESQ4F-DO *
DUMMY PLUG FOR IESQ4F-BC, IE2F	IESQ4M-DO *
DUMMY PLUG FOR IESQ4MF-BC, IESQ4F/M	IESQ4F/M-DO *
* Shorted dummies available upon request. ** See chart for thread specifications. *** Specify M, F, F/M	

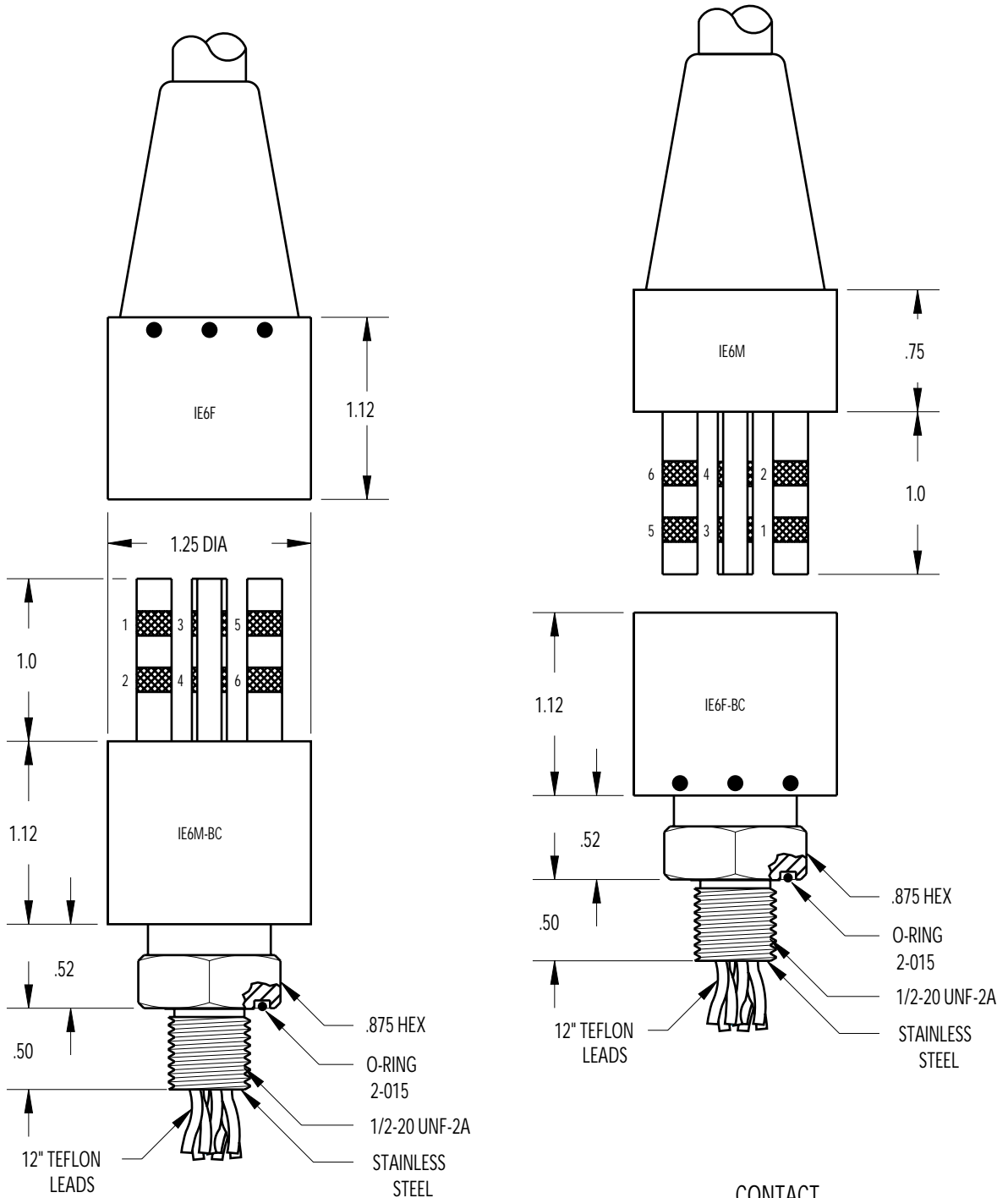
BULKHEAD	
PART NUMBER	A
IESQ4***-BC-1	.50
IESQ4***-BC-2	.75
IESQ4***-BC-3	1.00



MOUNTING TORQUE FOR BC	not to exceed 100 in/lbs
MATED PRESSURE RATING (psi)	10,000
DUMMY PLUG FOR IE4M-BC, IE4M	IE4F-DO *
DUMMY PLUG FOR IE4F-BC, IE4F	IE4M-DO *
* Shorted dummies (DS) available upon request.	

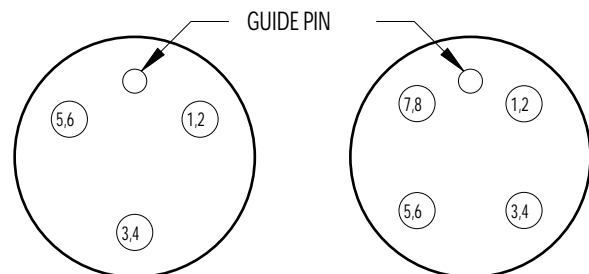
CONTACT CONFIGURATION
(IE4M FACE VIEW)

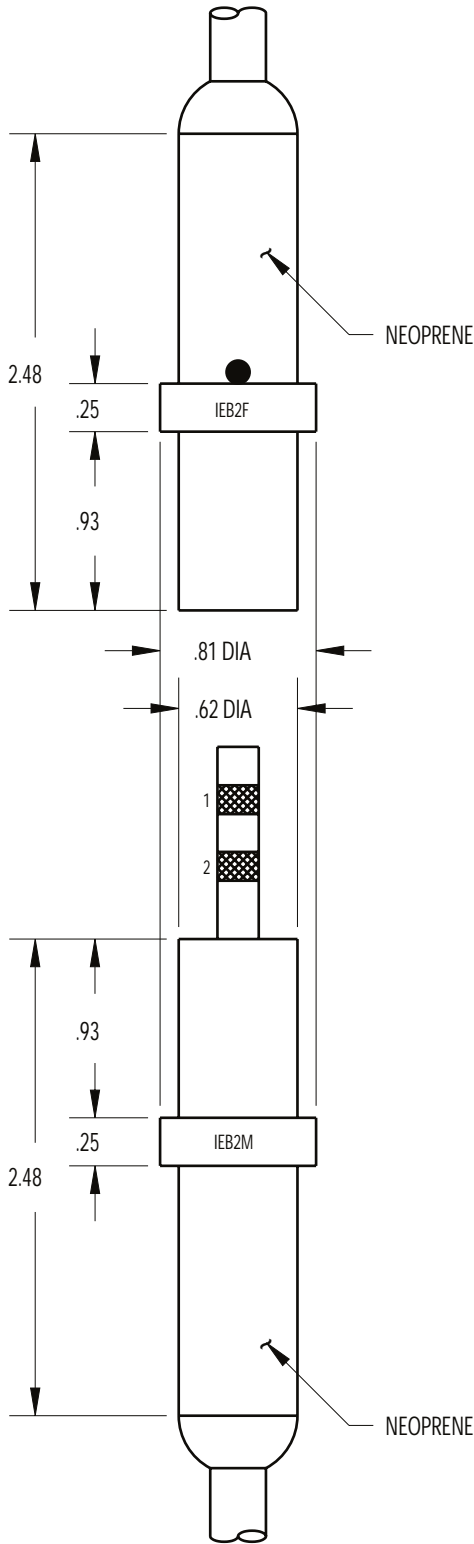




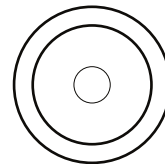
MOUNTING TORQUE FOR BC	not to exceed 100 in/lbs
MATED PRESSURE RATING (psi)	10,000
DUMMY PLUG FOR IE6/8M-BC, IE6/8M	IE6/8F-DO *
DUMMY PLUG FOR IE6/8F-BC, IE6/8F	IE6/8M-DO *
* Shorted dummies (DS) available upon request.	

CONTACT CONFIGURATIONS
(IE6/8M FACE VIEWS)

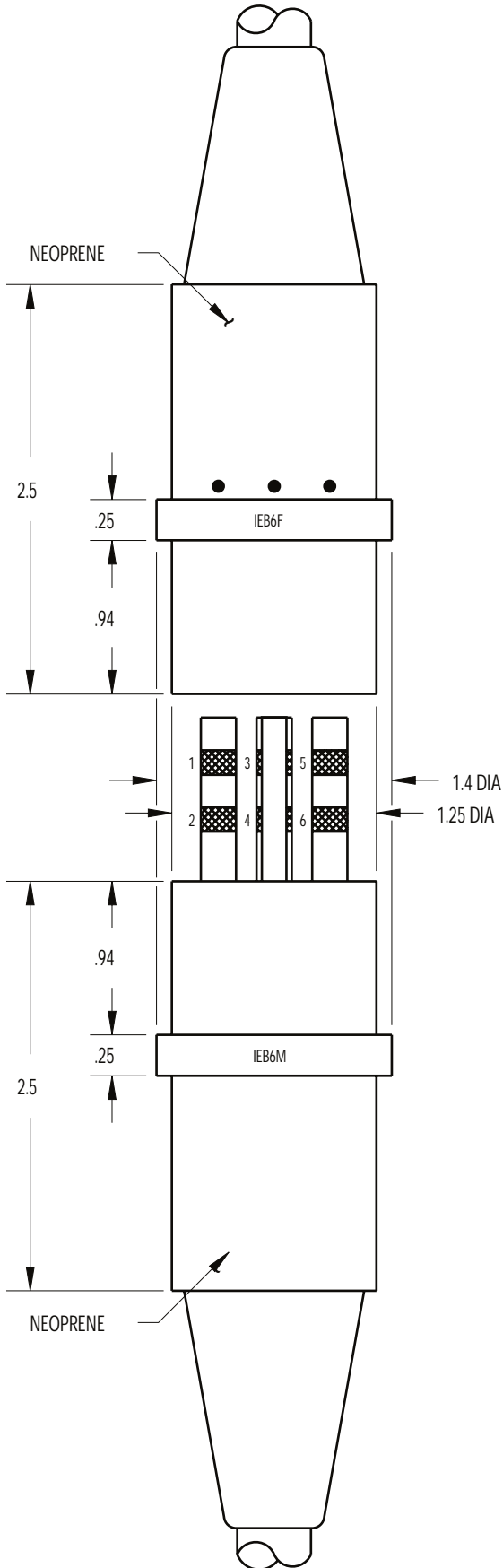




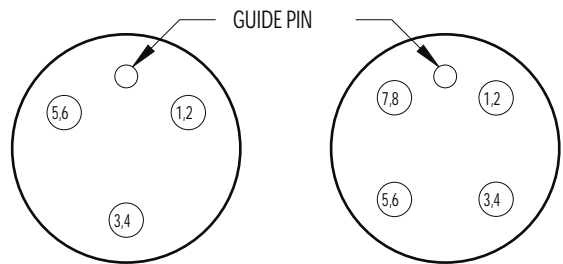
IEB2M FACE VIEW



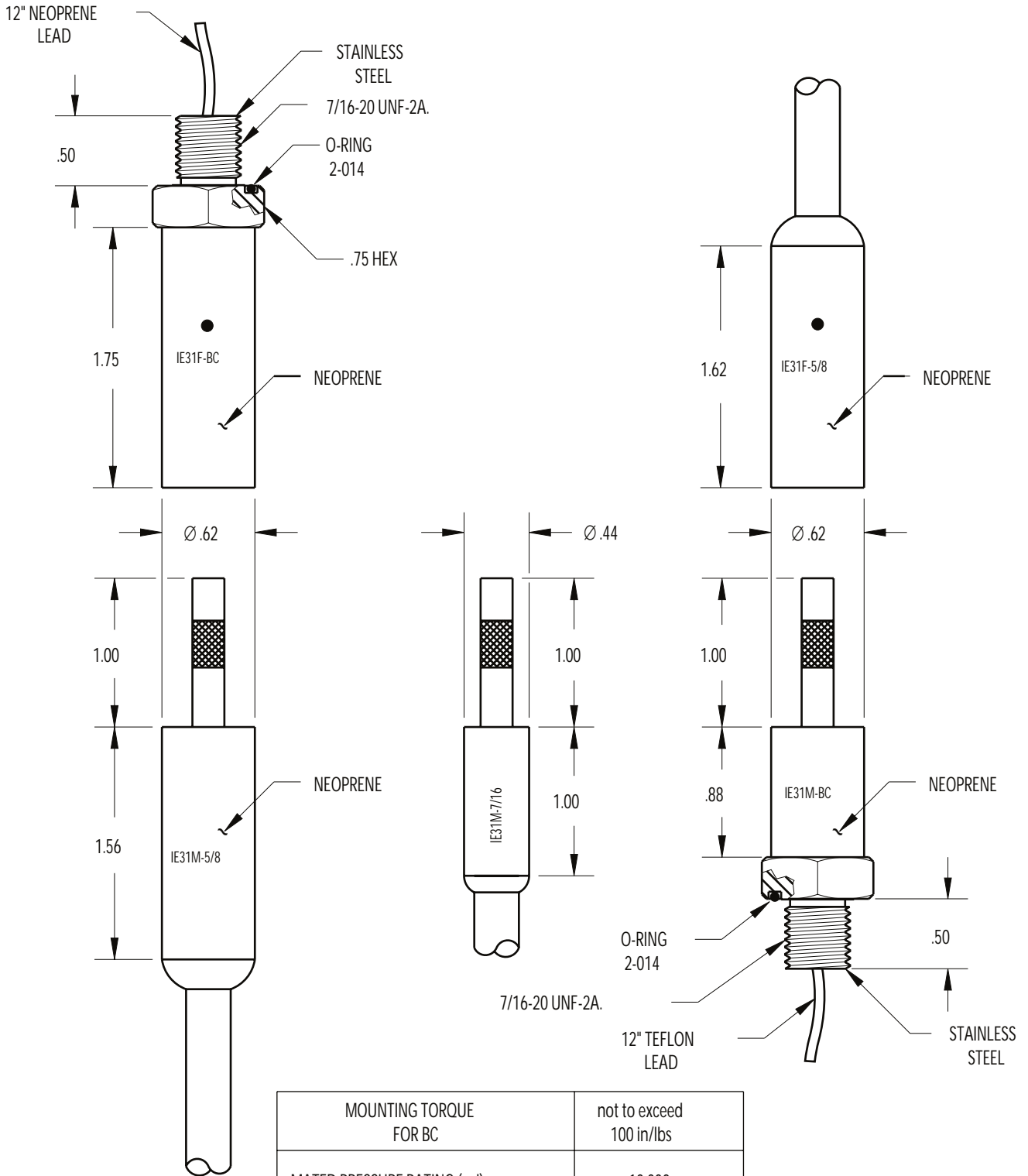
MATED PRESSURE RATING (psi)	10,000
DUMMY PLUG FOR IEB2M	IEB2F-DO *
DUMMY PLUG FOR IEB2F	IEB2M-DO *
* Shorted dummies (DS) available upon request.	



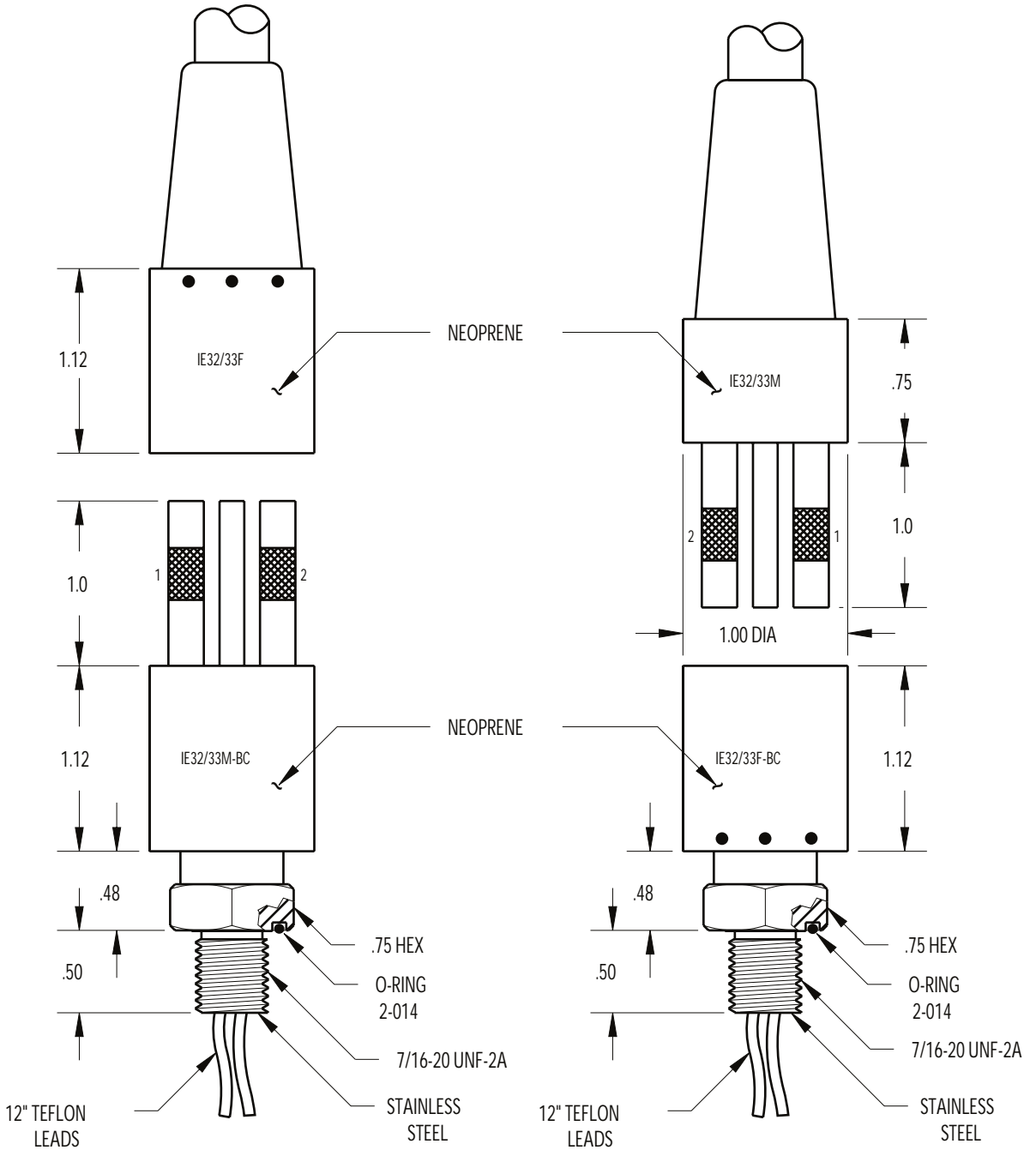
CONTACT
CONFIGURATIONS
(IEB6/8M FACE VIEWS)



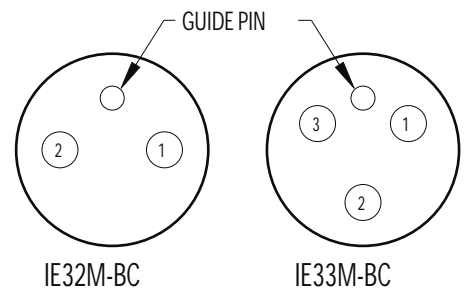
MATED PRESSURE RATING (psi)	20,000
DUMMY PLUG FOR IEB6/8M	IEB6/8F-DO *
DUMMY PLUG FOR IEB6/8F	IEB6/8M-DO *
* Shorted dummies (DS) available upon request.	



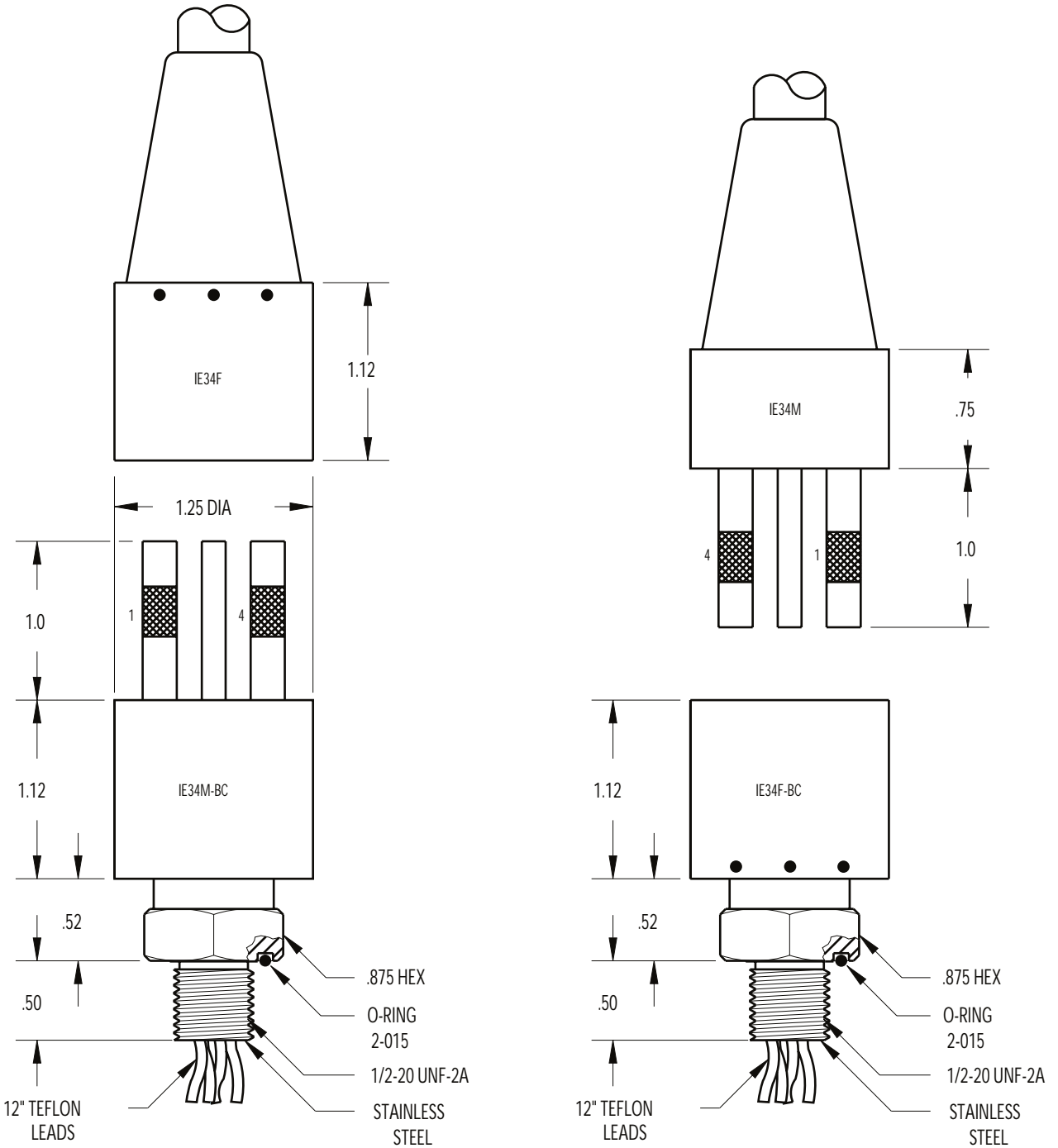
MOUNTING TORQUE FOR BC	not to exceed 100 in/lbs
MATED PRESSURE RATING (psi)	10,000
DUMMY PLUG FOR IE31M-5/8, IE31M-BC	IE31F-5/8-DO *
DUMMY PLUG FOR IE31F-BC, IE31F-5/8	IE31M-5/8-DO *
* Shorted dummies (DS) available upon request.	



**CONTACT
CONFIGURATION**
(BC FACE VIEWS)

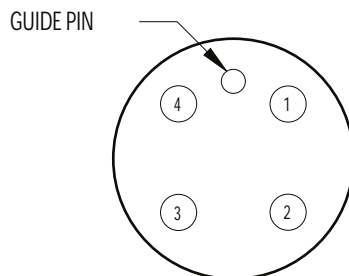


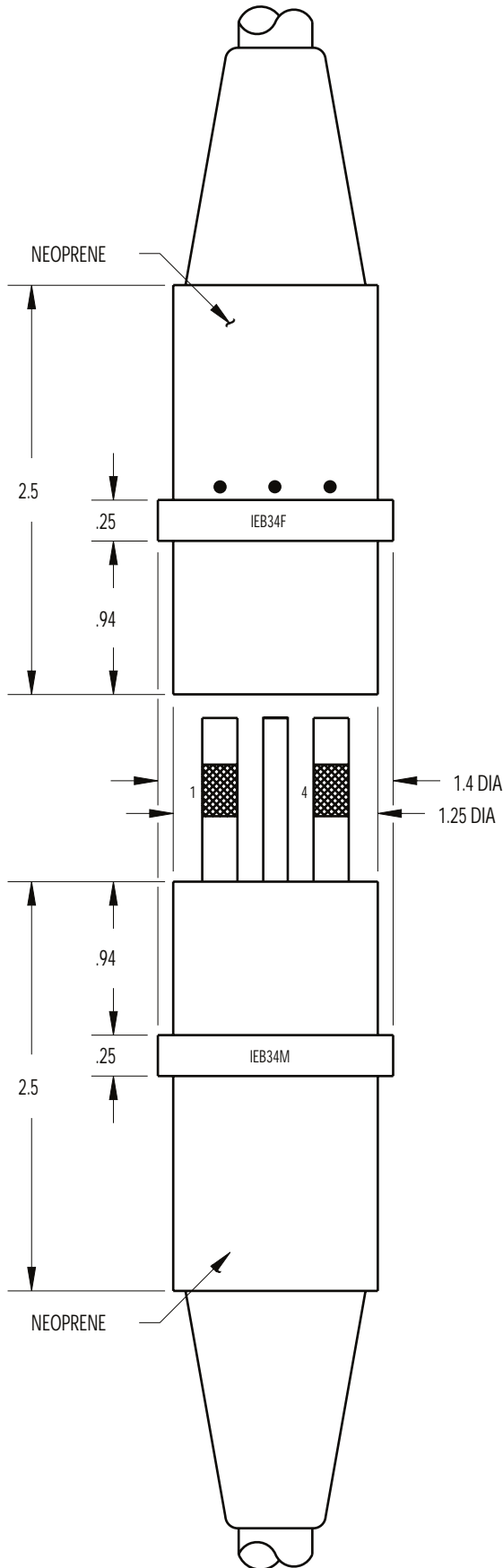
MOUNTING TORQUE FOR BC	not to exceed 100 in/lbs
MATED PRESSURE RATING (psi)	10,000
DUMMY PLUG FOR IE32/33M-BC, IE32/33M	IE32/33F-DO *
DUMMY PLUG FOR IE32/33F-BC, IE32/33F	IE32/33M-DO *
* Shorted dummies (DS) available upon request.	



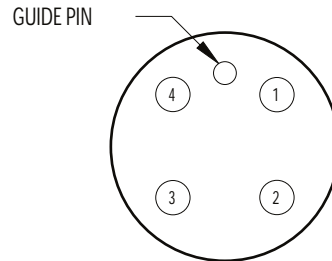
MOUNTING TORQUE FOR BC	not to exceed 100 in/lbs
MATED PRESSURE RATING (psi)	10,000
DUMMY PLUG FOR IE34M-BC, IE34M	IE34F-DO *
DUMMY PLUG FOR IE34F-BC, IE34F	IE34M-DO *
* Shorted dummies (DS) available upon request.	

CONTACT CONFIGURATIONS
(IE34M FACE VIEW)



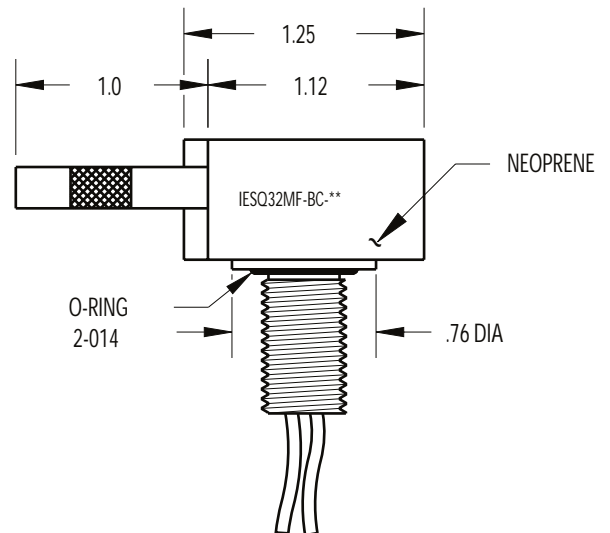
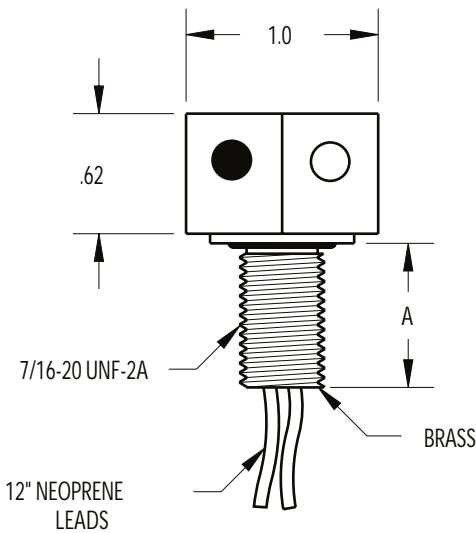
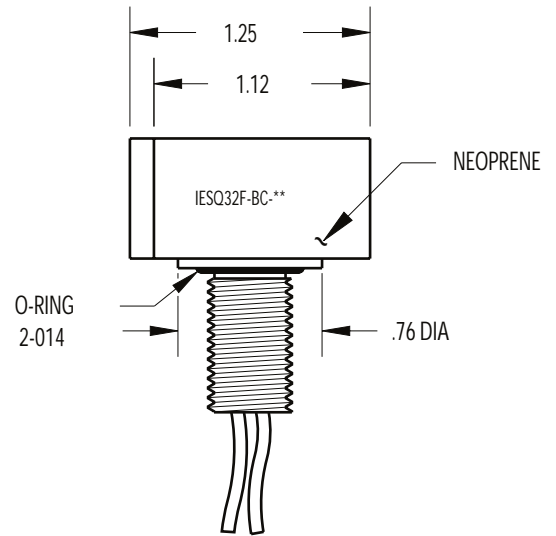
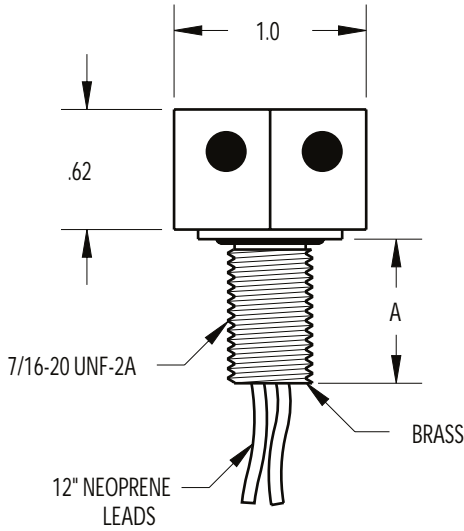
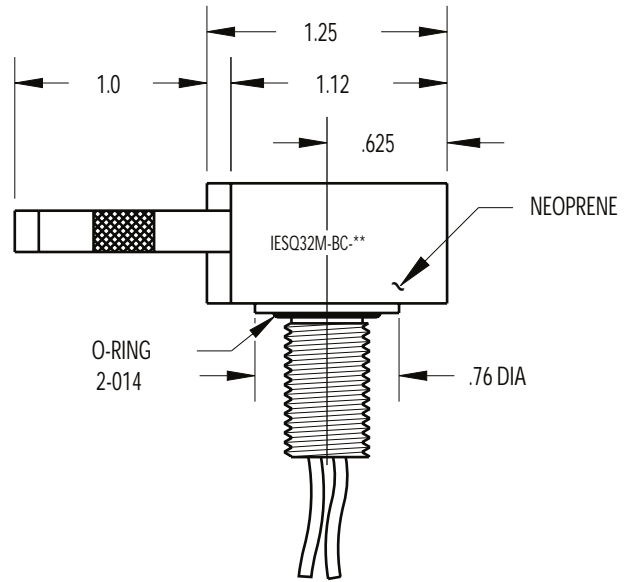
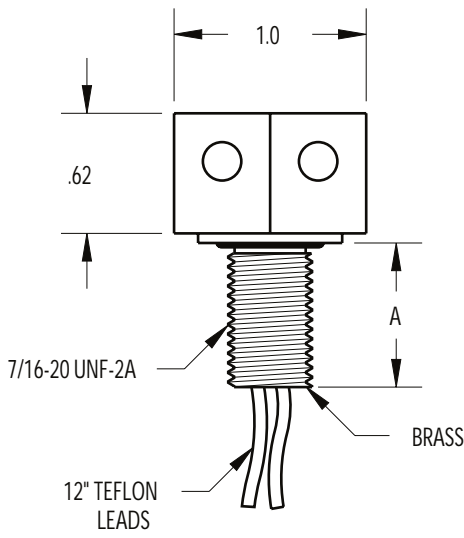


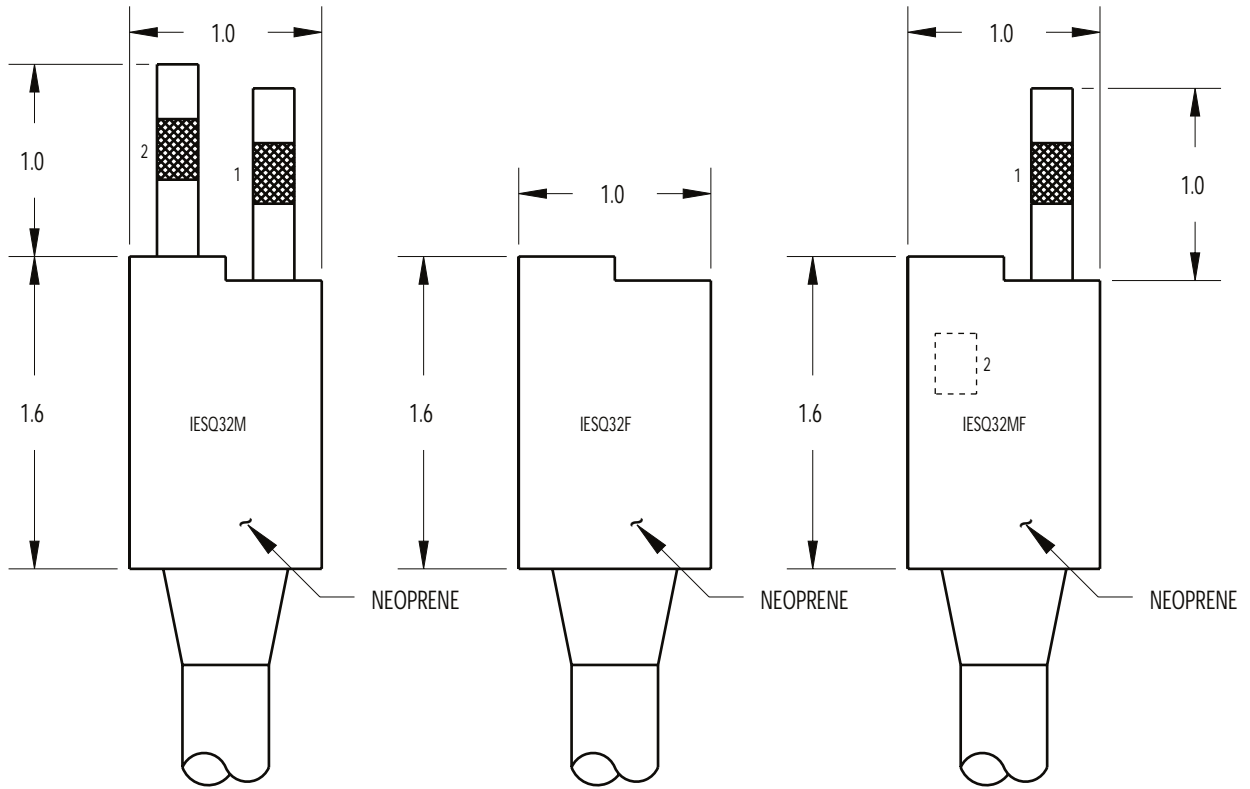
CONTACT
CONFIGURATIONS
(IEB34M FACE VIEW)



MATED PRESSURE RATING (psi)	20,000
DUMMY PLUG FOR IEB34M	IEB34F-DO *
DUMMY PLUG FOR IEB34F	IEB34M-DO *

* Shorted dummies (DS) available upon request.





MOUNTING TORQUE FOR BC	not to exceed 100 in/lbs
MATED PRESSURE RATING (psi)	5,000
DUMMY PLUG FOR IESQ32M-BC, IESQ32M	IESQ32F-DO *
DUMMY PLUG FOR IESQ32F-BC, IE32F	IESQ32M-DO *
DUMMY PLUG FOR IESQ32MF-BC, IESQ32MF	IESQ32MF-DO *
* Shorted dummies available upon request. ** See chart for thread specifications. *** Specify M/F/MF	

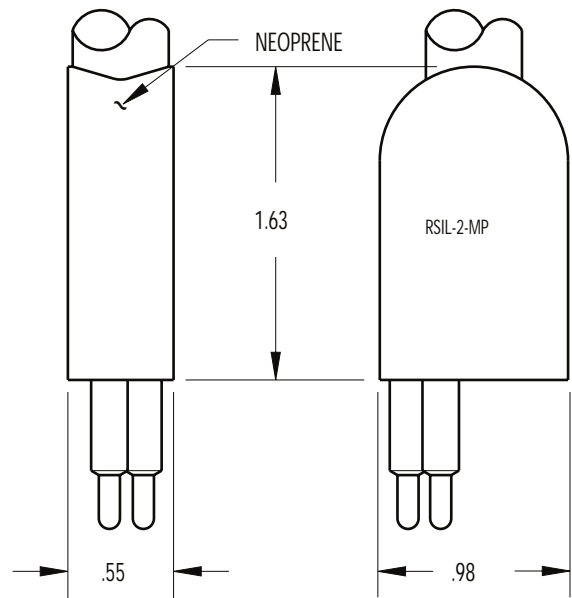
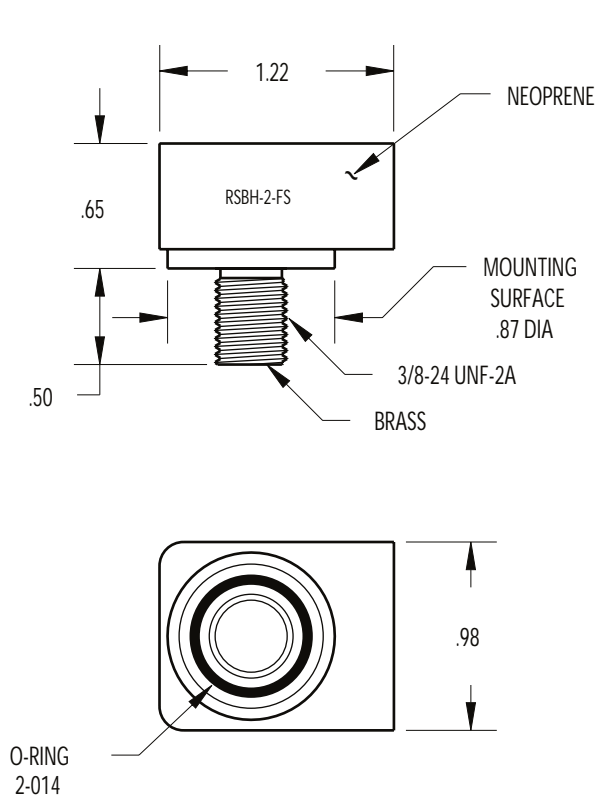
BULKHEAD	
PART NUMBER	A
IESQ32***-BC-1	.50
IESQ32***-BC-2	.75
IESQ32***-BC-3	1.00

Magnetically Operated Proximity Switch

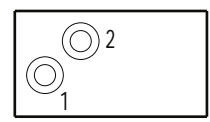


- Molded neoprene proximity switches with brass threads.
- Up to 5,000 PSI pressure rating in mated condition.
- Switches open face pressure rated to 5,000PSI.



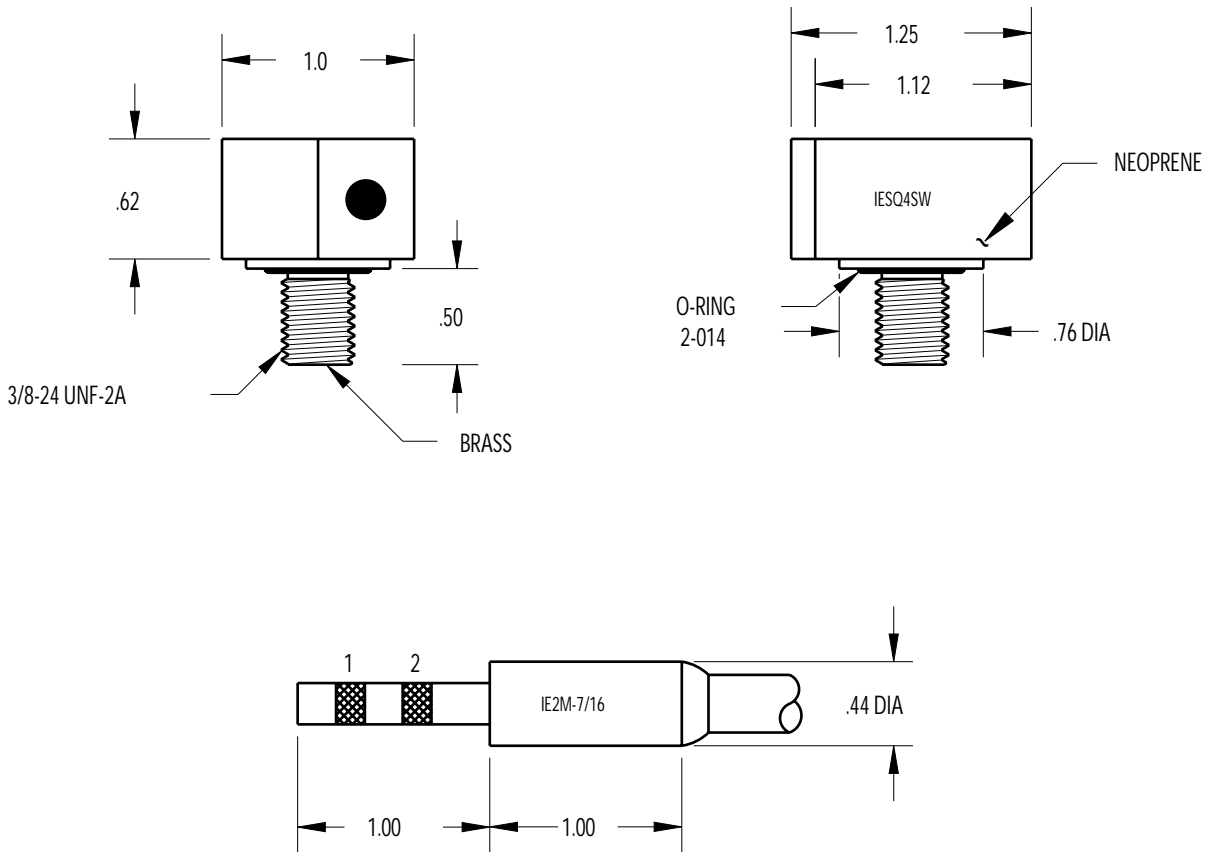


CONTACT
CONFIGURATION
(MP FACE VIEW)



SWITCH RATINGS		CONNECTOR RATINGS	
CURRENT	0.5 A	MOUNTING TORQUE	not to exceed 100 in/lbs
VOLTAGE	200VDC	MATED PRESSURE RATING (psi)	5,000
RESISTANCE	0.100 OHM	DUMMY PLUG FOR RSBH-2-FS	RSDC-2-MP
OPERATING TIME (MAX)	0.6 mS	DUMMY PLUG FOR RSIL-2-MP	RSDC-2-FS
RELEASE TIME (MAX)	0.1 mS		


NOTE: Bulkhead available in stainless steel.
Standard 1/2" thread length.
Bulkhead available with inboard leads + mating connector or inboard leads without mating connector.



SWITCH RATINGS		CONNECTOR RATINGS	
CURRENT	0.5 A	MOUNTING TORQUE	not to exceed 100 in/lbs
VOLTAGE	200VDC	MATED PRESSURE RATING (psi)	5,000
RESISTANCE	0.100 OHM	DUMMY PLUG FOR IESQ4SW	IE2M-7/16-DO *
OPERATING TIME (MAX)	0.6 mS	DUMMY PLUG FOR IE2M-7/16	IE2F-7/16-DO *
RELEASE TIME (MAX)	0.1 mS		





NOTE: Bulkhead available in stainless steel.
 Standard 1/2" thread length.
 Bulkhead available with inboard leads + mating connector or inboard leads without mating connector.
 * Shorted dummies (DS) available upon request.

Miniature High Density

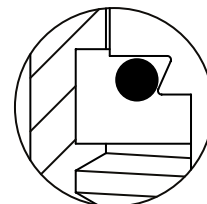
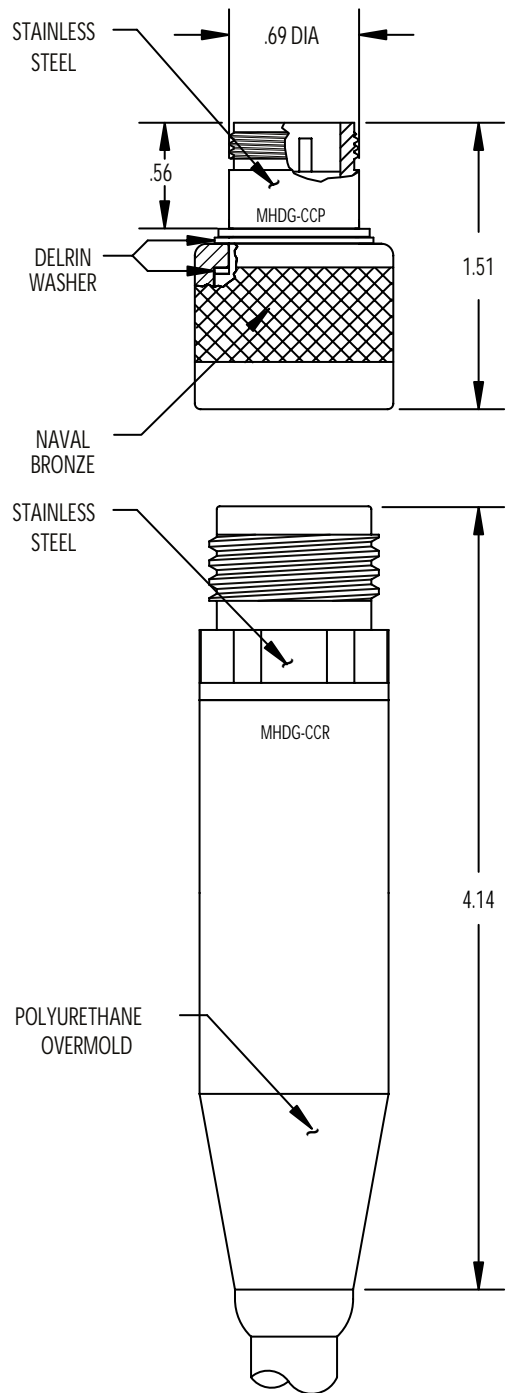
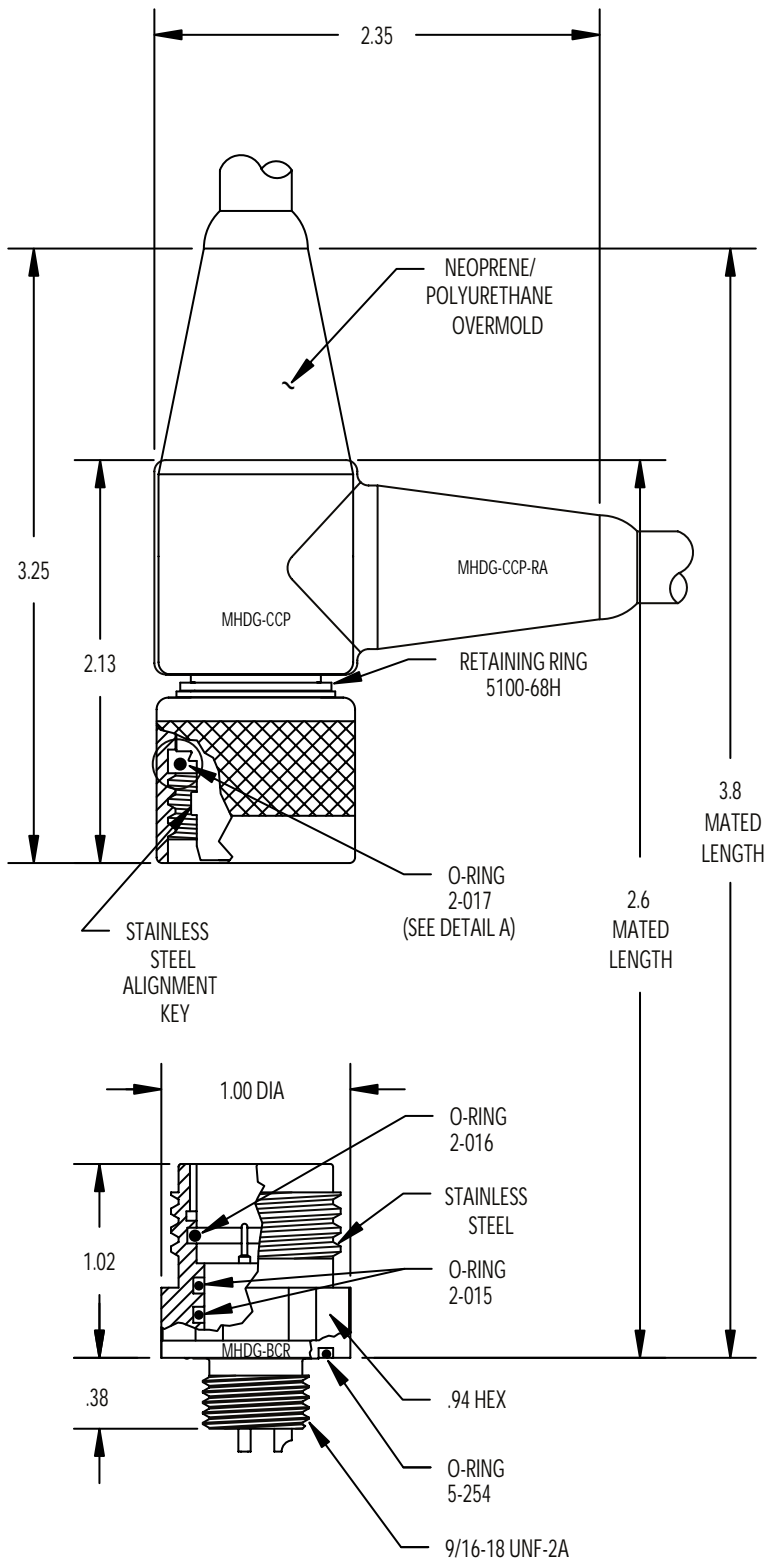


▶ Usage
▶ Specs

- 316 stainless steel bodies with naval bronze engaging nut.
- Bulkhead connectors available as a threaded or flanged version with a removable glass reinforced epoxy insert (not available with [MHDG](#))
- Cable connector plugs and receptacles are overmolded using polyurethane. Some connectors are also available with a neoprene overmold. The conductor insulation and jacket material of specified cable determines overmold material.
- Cable connector plugs and receptacles are supplied unterminated unless cable termination is specified at time of order.
- Straight or right angle [OF](#) adapters are available which allow the use of oil filled tubes with the cable connector plugs. Some adapters require the use of a special connector shell. Contact Impulse for further information.
- Up to 10,000 PSI pressure rating in mated condition.
- Bulkhead connectors open face pressure rated to 5,000 PSI.
- Contacts gold plated per MIL-G-45204

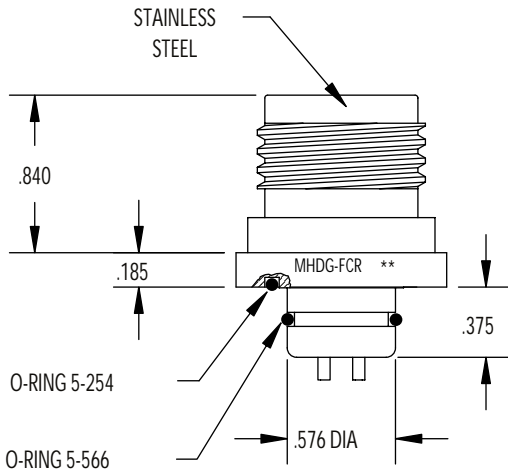
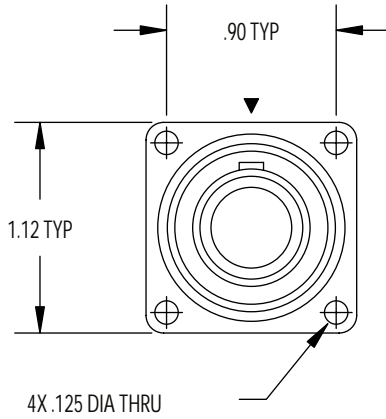
Connector	# of Contacts	Voltage Rating (VDC)	Bulkhead Thread	Mated Pressure Rating (PSI)	PDF
MHDG	3, 4,5,7,8,9,10,12,14,16	600 300	9/16"-18	10,000	
MHDL	8,9, 12,16,24,26	600 300	7/8"-20	10,000	
MHDM	26	300	1"-20	10,000	
MHDO	38,49,61	300	1 1/8"-16	10,000	

[Top](#)



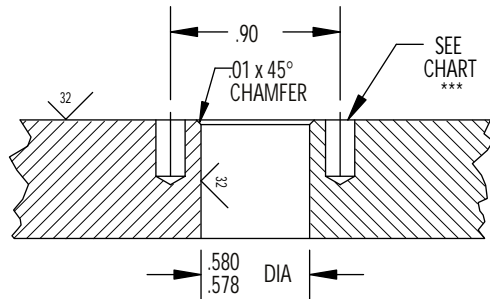
DETAIL A

CONTACT
CONFIGURATION
(BCR FACE VIEW)



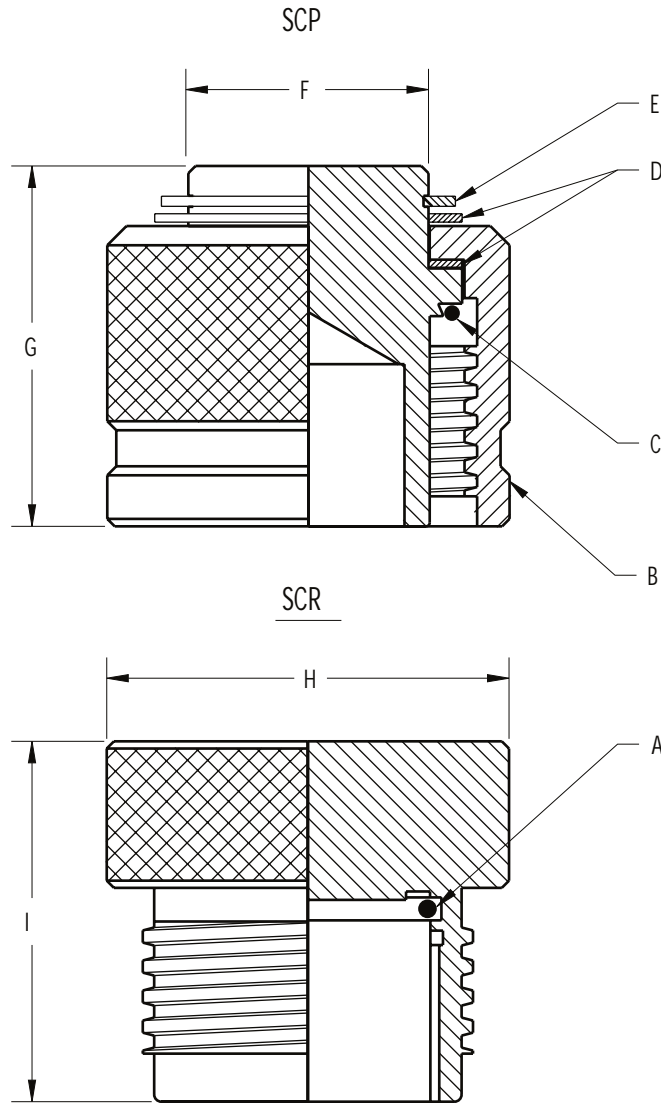
SCALE 1:1

MOUNTING INSTRUCTIONS



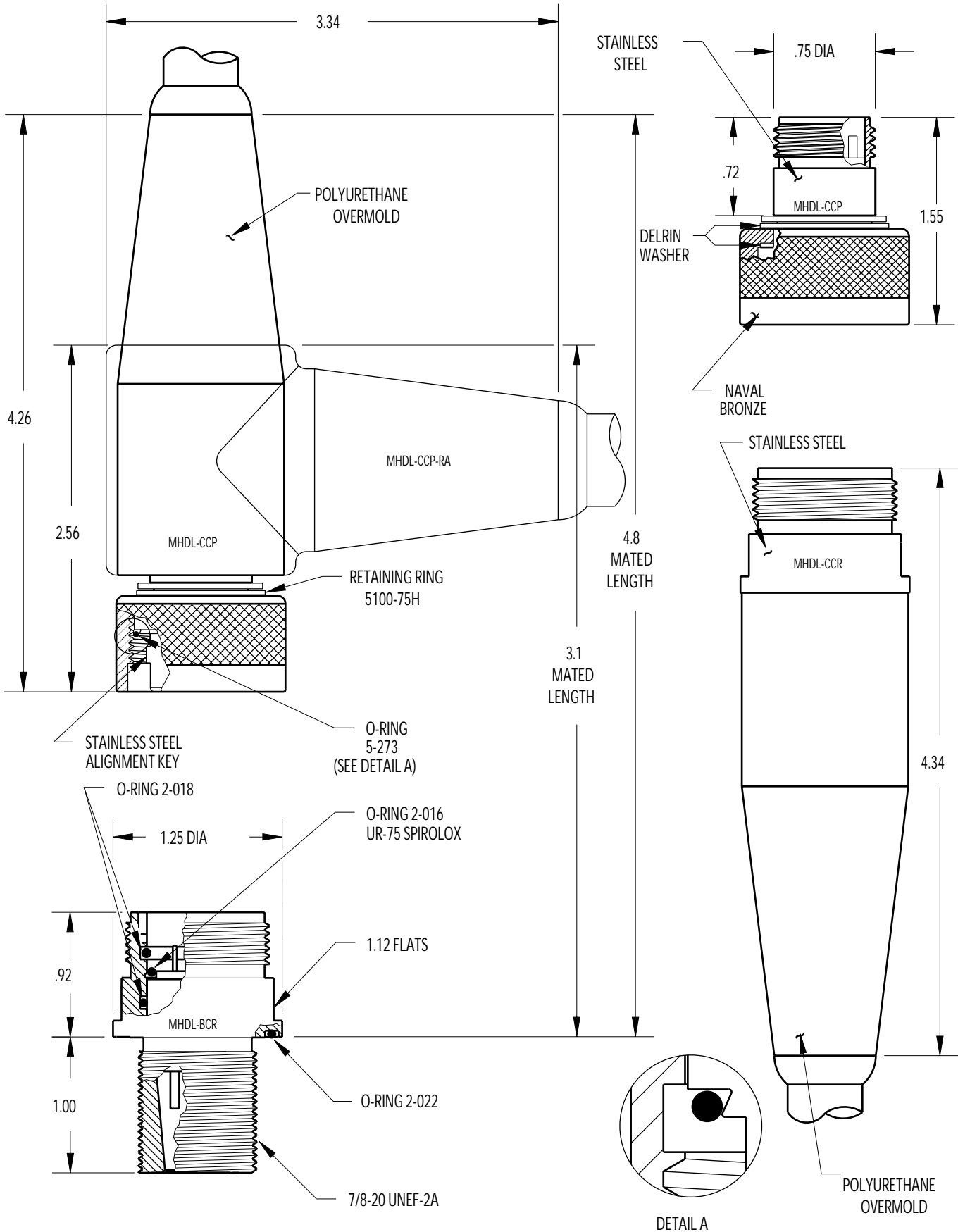
MOUNTING TORQUE FOR MHDG-BCR	not to exceed 150 in/lbs	MATED PRESSURE RATING (psi)	10,000
DUMMY PLUG FOR MHDG-BCR/FCR/CCR	MHDG-SCP	DUMMY PLUG FOR MHDG-CCP	MHDG-SCR

NOTE: CCP is not terminated to cable unless specified.
 * Please specify number of contacts.
 ** Internal assembly same as MHDG-BCR (facing page).
 *** Blind tapped hole not to penetrate bulkhead, minimum full thread depth 2 times bolt diameter.
 **** Oil filled version available upon request.

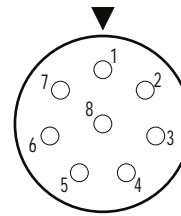
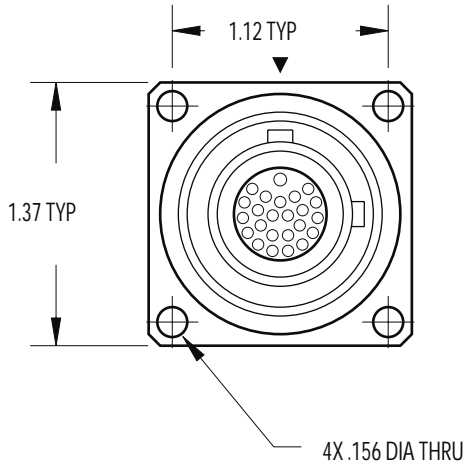


CONNECTOR SIZE	MHDG	MHDL	MHDM	MHDO
A O-RING	2-016	2-018	2-020	2-023
B ENGAGING NUT	605165	605280	602004	605450
C O-RING	2-017	5-273	2-022	2-022
D DELRIN WASHER (2X)	605101	605273	605005	605430
E RETAINING RING	5100-68	5100-75	5100-100	5100-112
F DIA	.69	.75	1.00	1.12
G	1.05	.95	.97	1.25
H DIA	1.00	1.25	1.43	1.62
I	1.00	.90	.87	1.25
MATED PRESSURE RATING (psi)	10,000	10,000	10,000	10,000

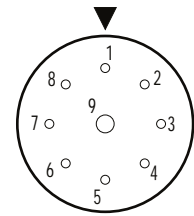
SCALE NONE



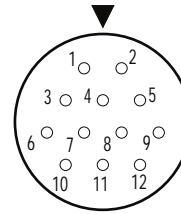
CONTACT CONFIGURATION
(BCR FACE VIEW)



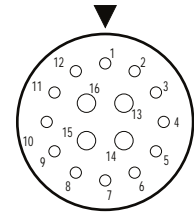
8#16



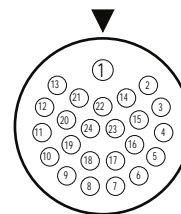
1#16
8#22



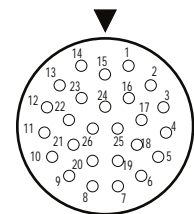
12#20



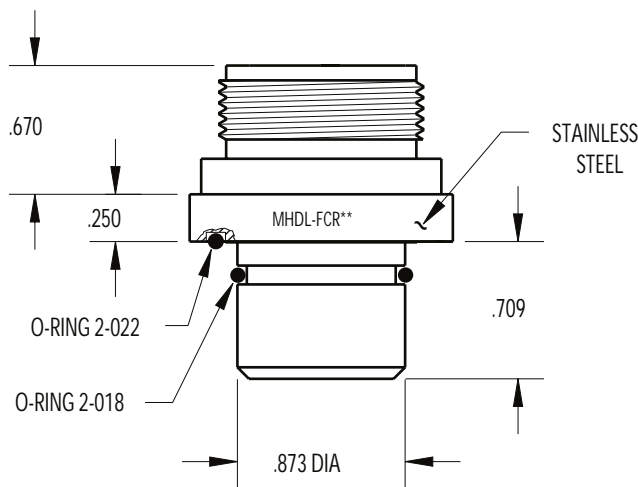
4#20
12#22



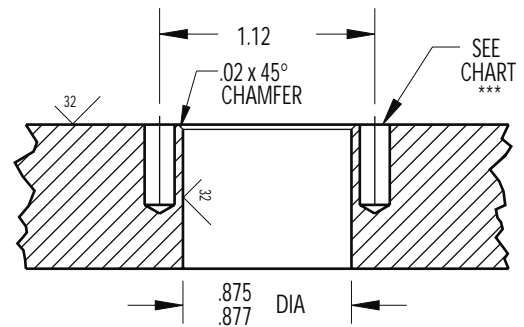
1#20
23#22



26#22



MOUNTING INSTRUCTIONS



MOUNTING TORQUE FOR MHDL-BCR	not to exceed 200 in/lbs	MATED PRESSURE RATING (psi)	10,000
DUMMY PLUG FOR MHDL-BCR/FCR/CCR	MHDL-SCP	DUMMY PLUG FOR MHDL-CCP	MHDL-SCR

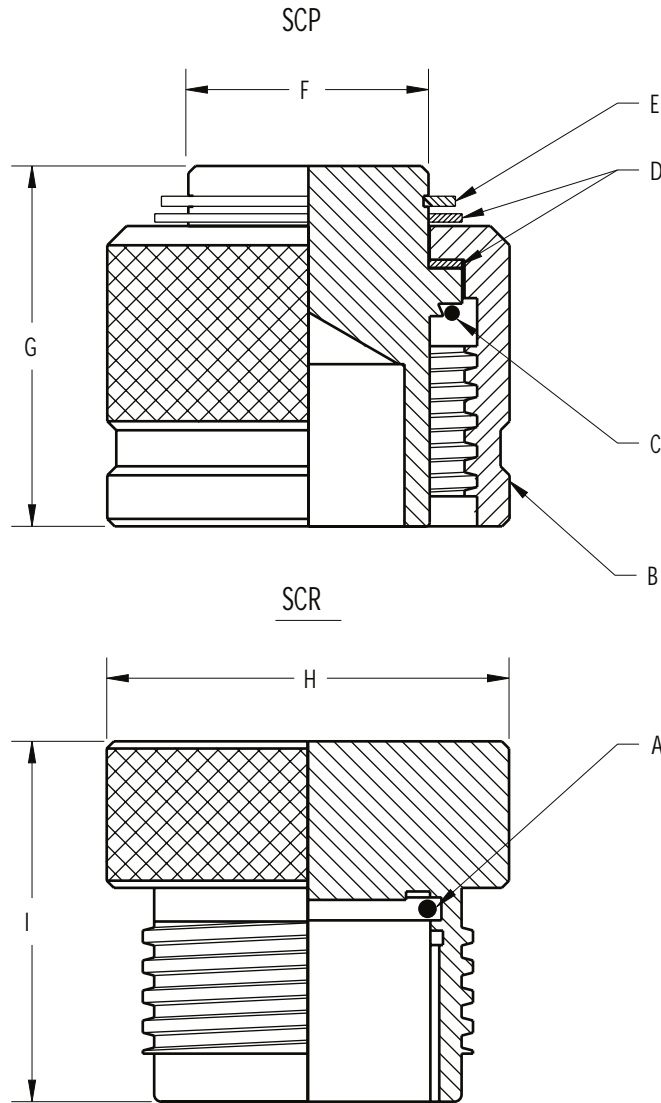
NOTE: CCP is not terminated to cable unless specified.

* Please specify number of contacts.

** Internal assembly same as MHDL-BCR (facing page).

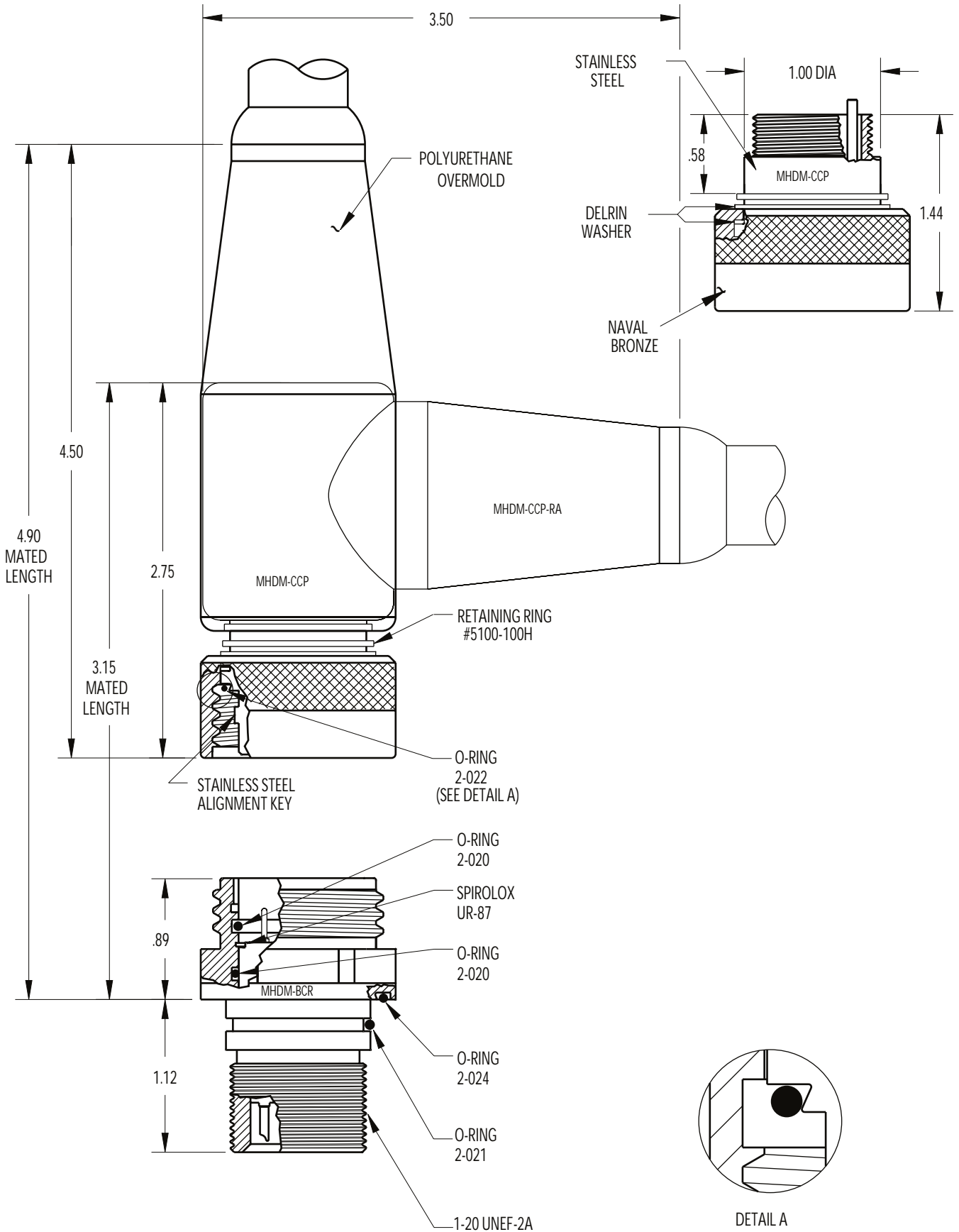
*** Blind tapped hole not to penetrate bulkhead, minimum full thread depth 2 times bolt diameter.

**** Oil filled version available upon request.

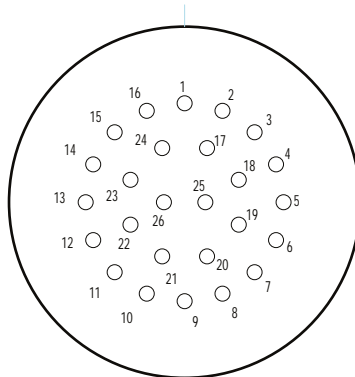


CONNECTOR SIZE	MHDG	MHDL	MHDM	MHDO
A O-RING	2-016	2-018	2-020	2-023
B ENGAGING NUT	605165	605280	602004	605450
C O-RING	2-017	5-273	2-022	2-022
D DELRIN WASHER (2X)	605101	605273	605005	605430
E RETAINING RING	5100-68	5100-75	5100-100	5100-112
F DIA	.69	.75	1.00	1.12
G	1.05	.95	.97	1.25
H DIA	1.00	1.25	1.43	1.62
I	1.00	.90	.87	1.25
MATED PRESSURE RATING (psi)	10,000	10,000	10,000	10,000

SCALE NONE

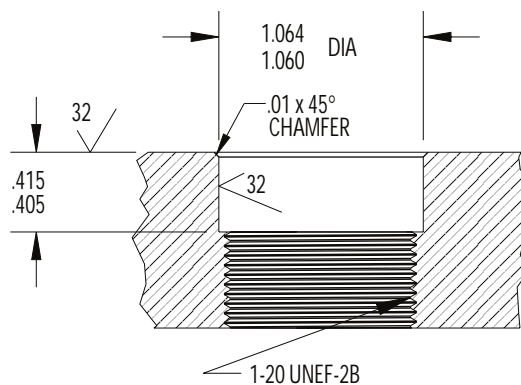


CONTACT CONFIGURATION
(BCR FACE VIEW)

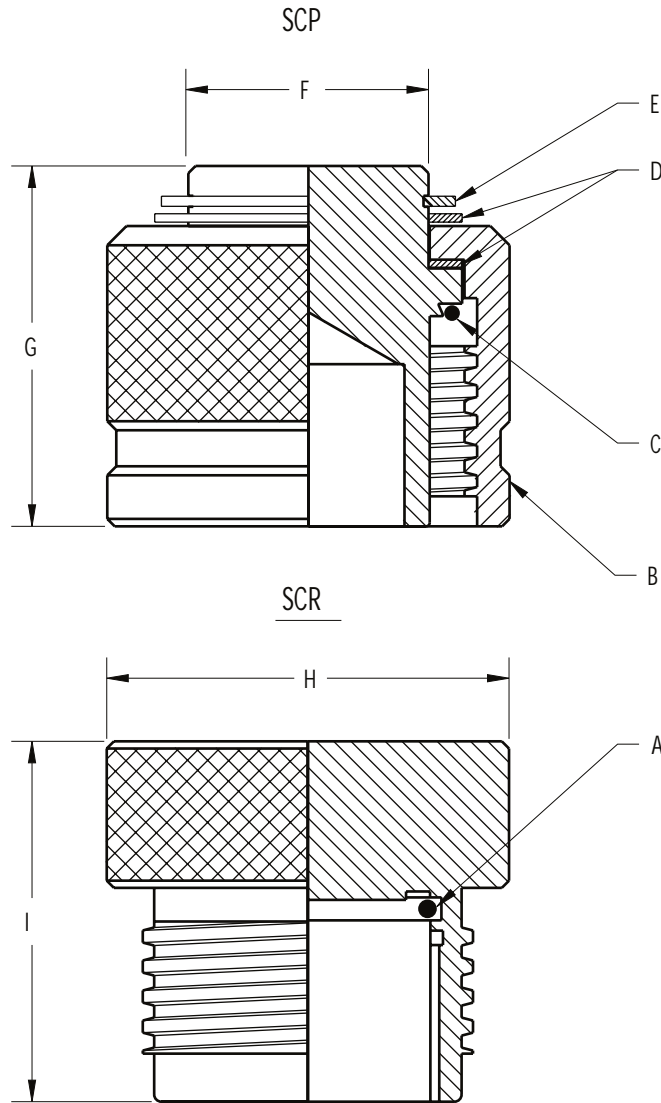


26#20

MOUNTING
INSTRUCTIONS

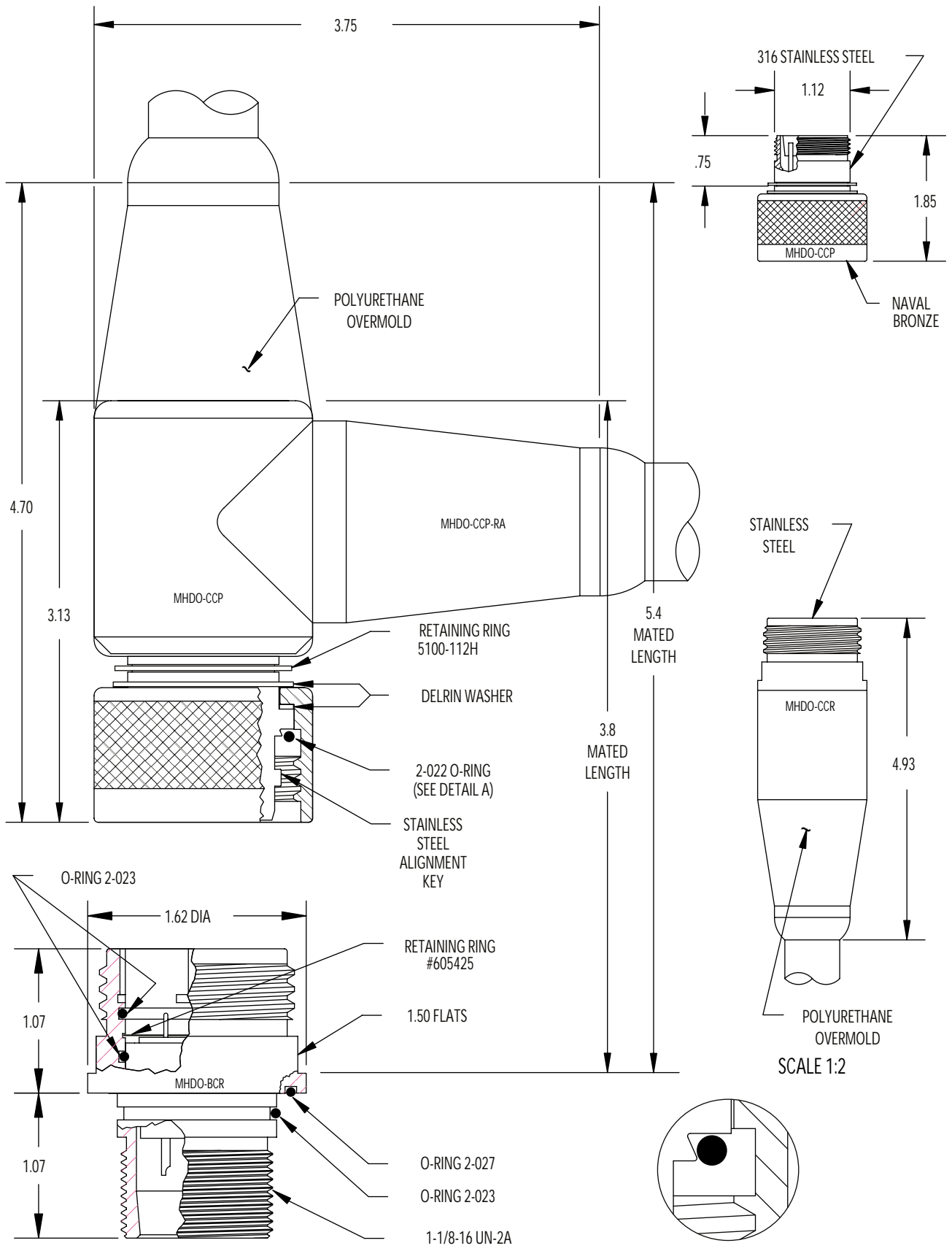


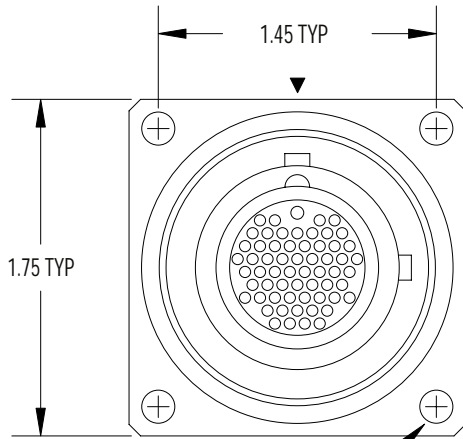
MATED PRESSURE RATING (psi)	10,000
MOUNTING TORQUE FOR BCR	not to exceed 200 in/lbs
DUMMY PLUG FOR BCR	MHDM-SCP
DUMMY PLUG FOR CCP	MHDM-SCR
NOTE: CCP is not terminated to cable unless specified.	



CONNECTOR SIZE	MHDG	MHDL	MHDM	MHDO
A O-RING	2-016	2-018	2-020	2-023
B ENGAGING NUT	605165	605280	602004	605450
C O-RING	2-017	5-273	2-022	2-022
D DELRIN WASHER (2X)	605101	605273	605005	605430
E RETAINING RING	5100-68	5100-75	5100-100	5100-112
F DIA	.69	.75	1.00	1.12
G	1.05	.95	.97	1.25
H DIA	1.00	1.25	1.43	1.62
I	1.00	.90	.87	1.25
MATED PRESSURE RATING (psi)	10,000	10,000	10,000	10,000

SCALE NONE



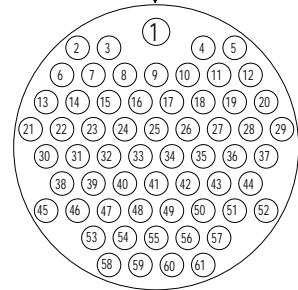


4X .172 DIA THRU

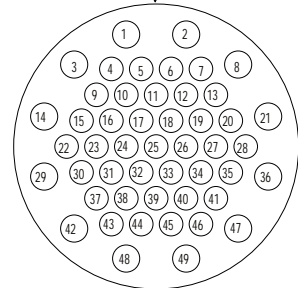
CONTACT CONFIGURATION

(BCR FACE VIEW)

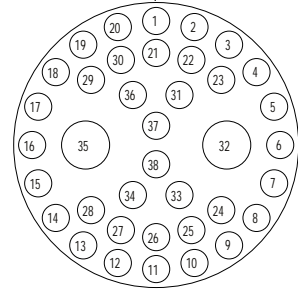
OTHER PIN CONFIGURATIONS AVAILABLE UPON REQUEST



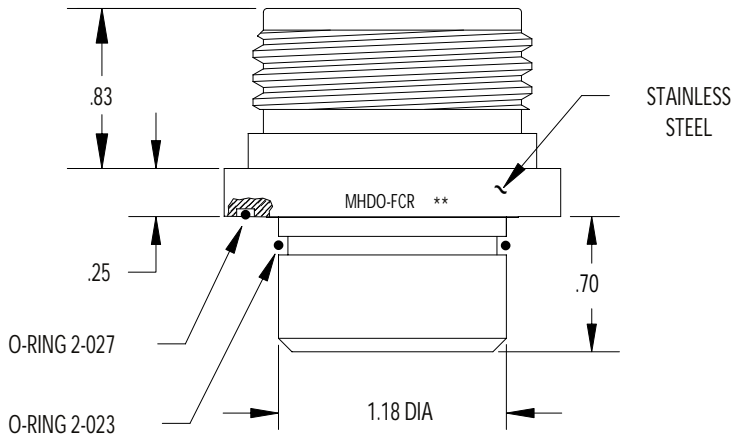
1#20
60#22



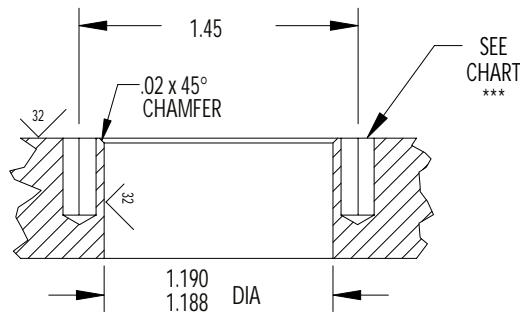
12#20
37#22



2#10
36#22



MOUNTING INSTRUCTIONS



MOUNTING TORQUE FOR MHDO-BCR	not to exceed 200 in/lbs	MATED PRESSURE RATING (psi)	10,000
DUMMY PLUG FOR MHDO-BCR/FCR/CCR	MHDO-SCP	DUMMY PLUG FOR MHDO-CCP	MHDO-SCR

NOTE: CCP and CCR are not terminated to cable unless specified.

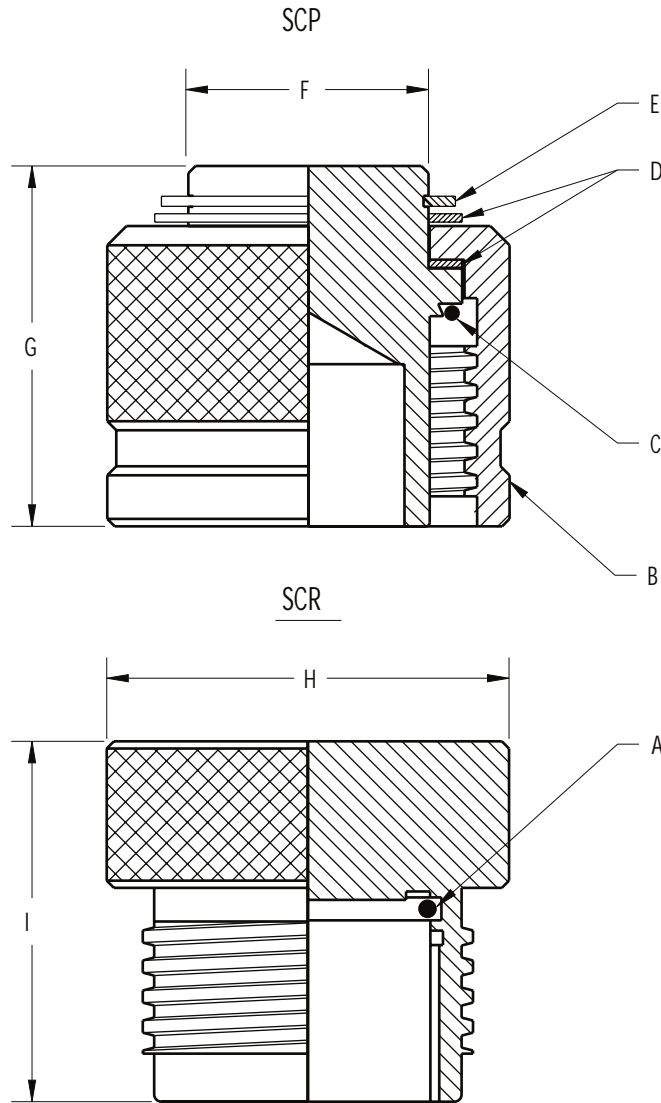
* Please specify number of contacts.

** Internal assembly same as MHDO-BCR (facing page).

*** Blind tapped hole not to penetrate bulkhead, minimum full thread depth 2 times bolt diameter.

****MHDO series redesigned. Old style available upon request.

***** Oil filled version available upon request.



CONNECTOR SIZE	MHDG	MHDL	MHDM	MHDO
A O-RING	2-016	2-018	2-020	2-023
B ENGAGING NUT	605165	605280	602004	605450
C O-RING	2-017	5-273	2-022	2-022
D DELRIN WASHER (2X)	605101	605273	605005	605430
E RETAINING RING	5100-68	5100-75	5100-100	5100-112
F DIA	.69	.75	1.00	1.12
G	1.05	.95	.97	1.25
H DIA	1.00	1.25	1.43	1.62
I	1.00	.90	.87	1.25
MATED PRESSURE RATING (psi)	10,000	10,000	10,000	10,000


SCALE NONE






Metal Key Titan™



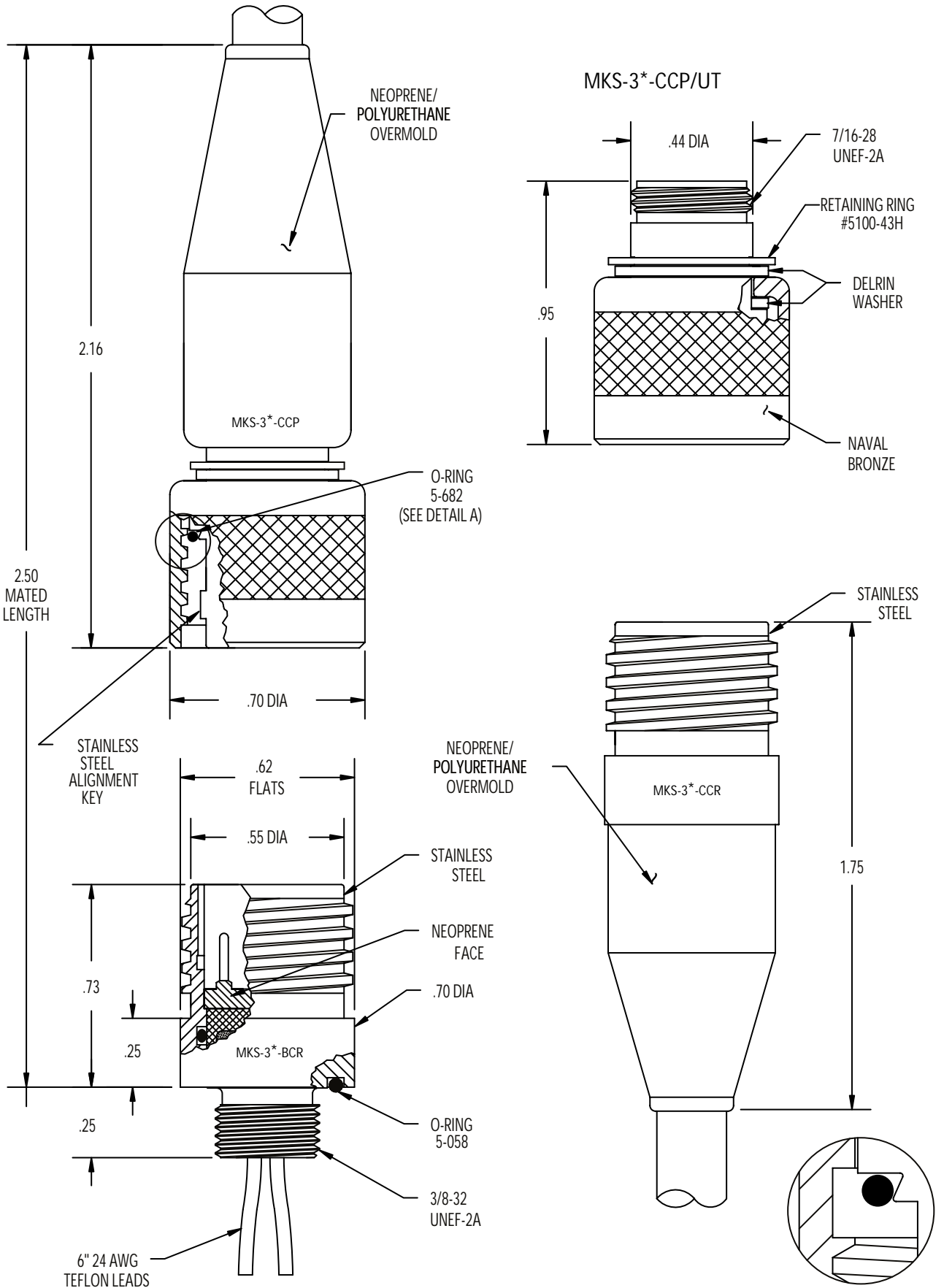
▶ Usage
▶ Specs

- Wet mateable connectors (except [MKS-300](#))
- 316 stainless steel bodies with metal keys for positive alignment.
- Naval bronze engaging nuts have Acme threads for rugged applications and quick connection.
- Special alloys and finishes are also available. Contact Impulse for further information.
- Bulkhead connectors available as a threaded or flanged version with 48" of #18 AWG type E Teflon inboard leads ([MKS-300](#) / [MKS\(W\)-300](#) have 6" of #24 AWG inboard leads)
- Cable connector plugs and receptacles are overmolded using polyurethane ([MKS-300](#) / [MKS\(W\)-300](#) also available with a neoprene overmold). Straight or right angled overmolds are available for cable connector plugs.
- Cable connector plugs and receptacles are supplied unterminated unless cable termination is specified at time of order.
- Up to 10,000 PSI pressure rating in mated condition.
- Bulkhead connectors open face pressure rated to 5,000 PSI.
- Contacts gold plated per MIL-G-45204

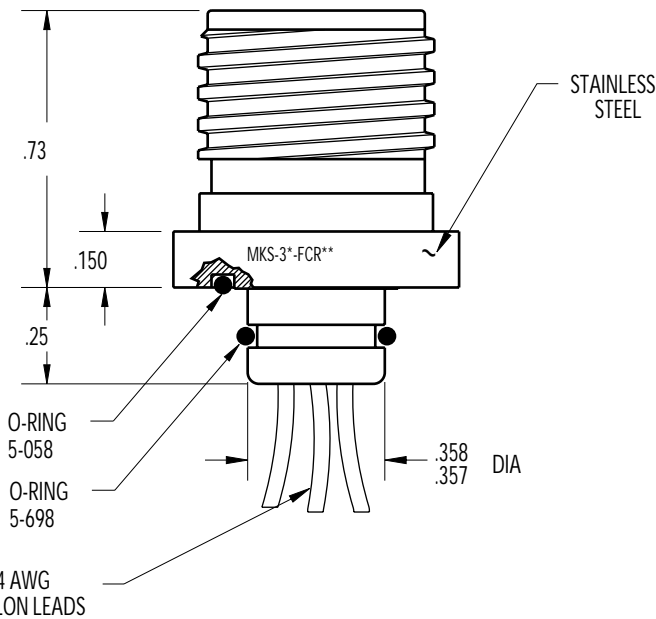
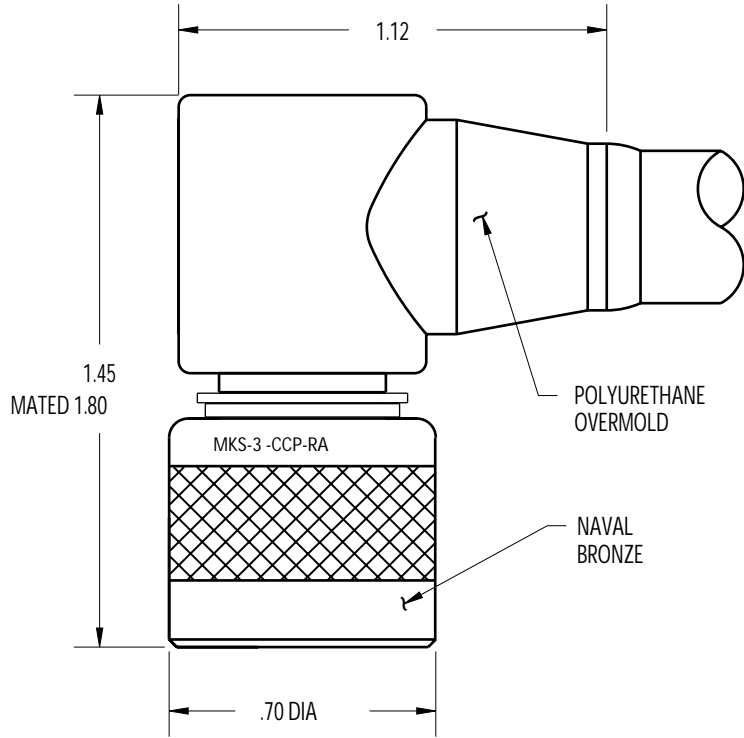
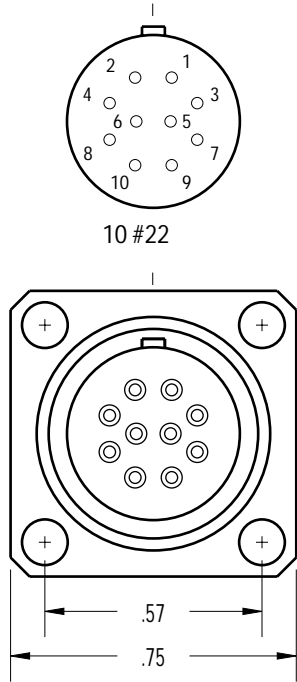


Connector	# of Contacts	Bulkhead Thread	Voltage Rating (VDC)	PDF
MKS-300	10	3/8"-32	300	
MKS(W)-300	7	3/8"-32	300	
MKS(W)-500	8	3/4"-16	600	
MKS(W)-700	13, 16, 19	1"-14	600	
MKS(W)-900	37	1 1/2"-12	600	

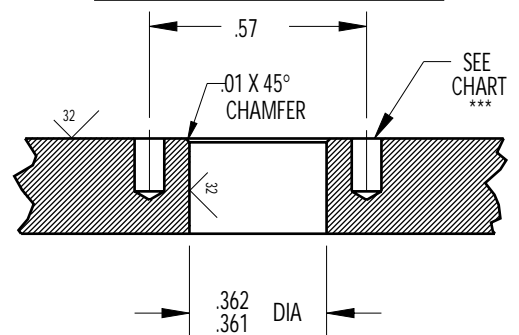
[Top](#)



CONTACT CONFIGURATION
(BCR FACE VIEW)



MOUNTING INSTRUCTIONS



MOUNTING TORQUE FOR BCR	not to exceed 50 in/lbs	MATED PRESSURE RATING (psi)	10,000
-------------------------	-------------------------	-----------------------------	--------

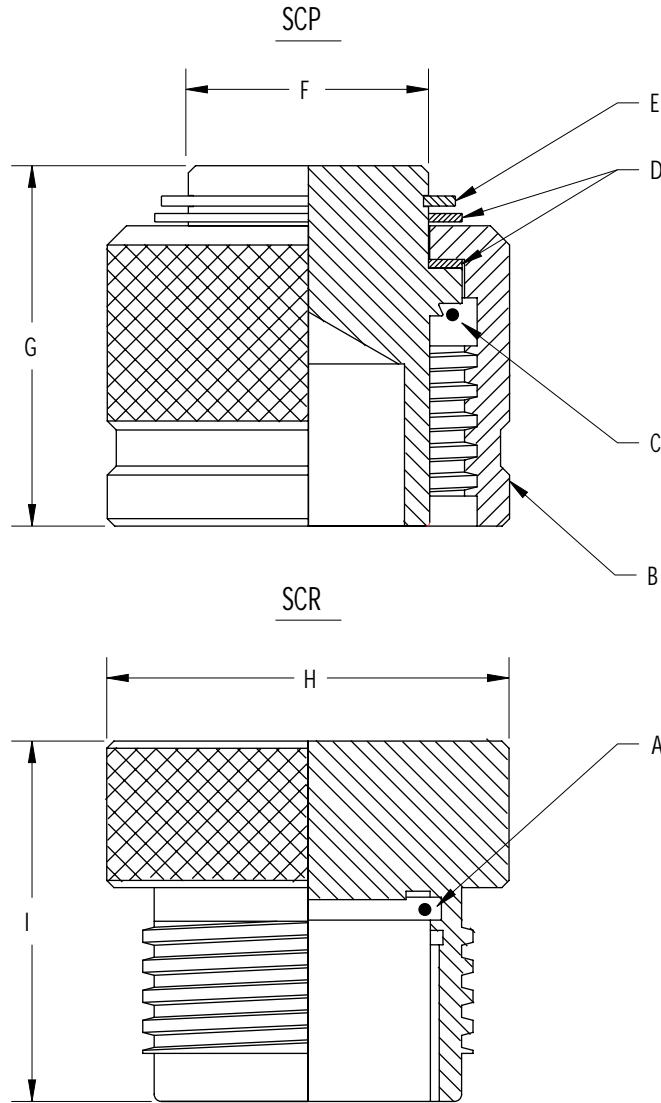
See pg. 9580 for SCP/SCR information.

NOTE: CCP is not terminated to cable unless specified.

* Please specify number of contacts.

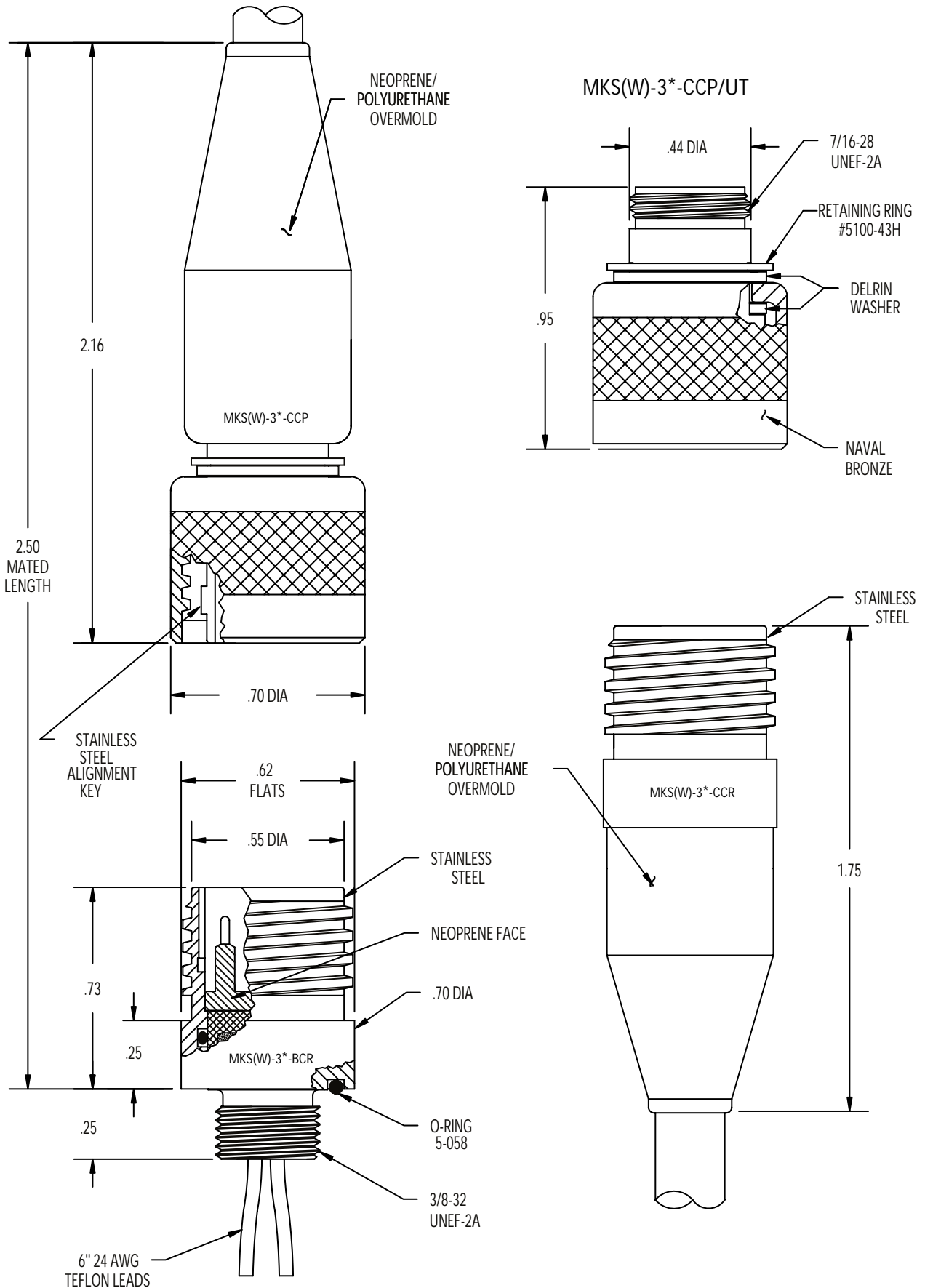
** Internal assembly same as MKS-3*-BCR (facing page).

*** Blind tapped hole not to penetrate bulkhead, minimum full thread depth 2 times bolt diameter.

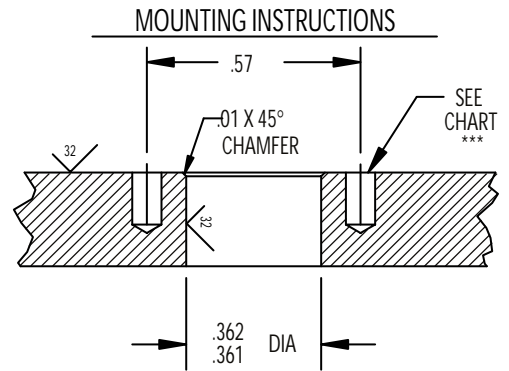
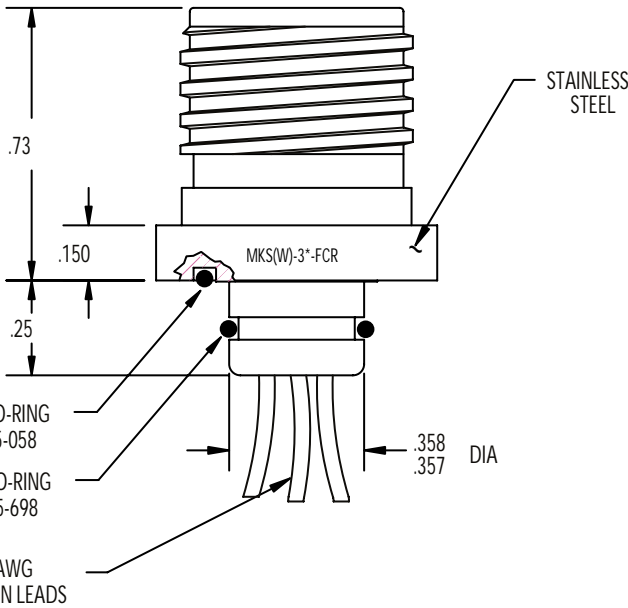
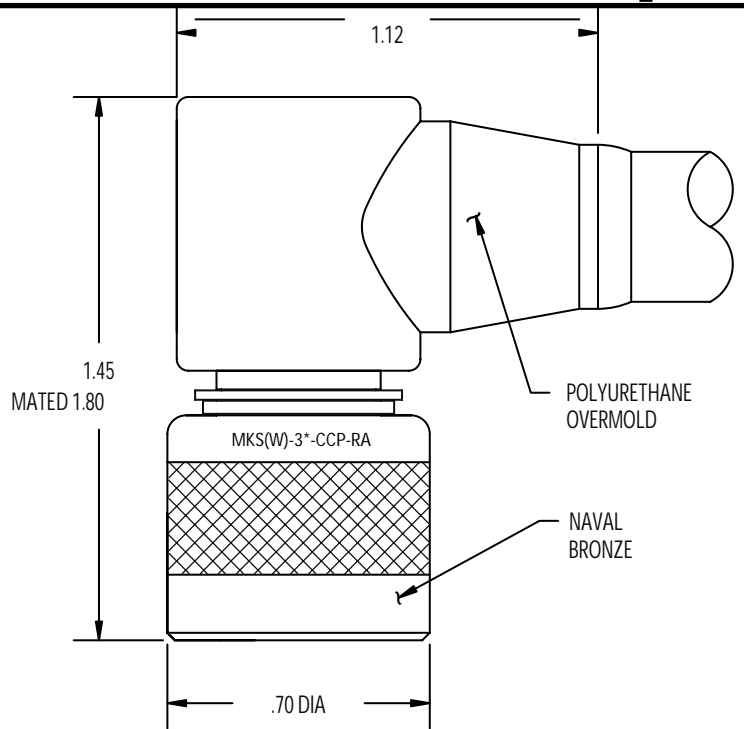
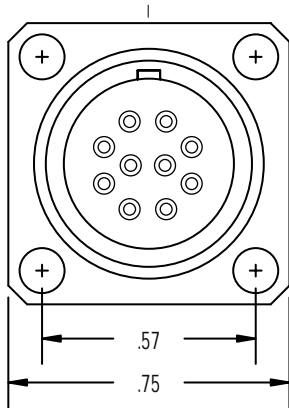


CONNECTOR SIZE	MKS-300	MKS(W)-500	MKS(W)-700	MKS(W)-900
A O-RING	5-682	2-022	2-028	2-032
B ENGAGING NUT	543115	472527	482623	483107
C O-RING	5-682	2-023	2-028	2-033
D DELRIN WASHER (2X)	453001	472501	482618	483101
E RETAINING RING	5100-43	5100-102	5100-125	5100-187
F DIA	.44	1.00	1.29	1.87
G	.75	1.50	1.87	2.00
H DIA	.71	1.67	2.00	2.67
I	.75	1.50	1.60	2.10
MATED PRESSURE RATING (psi)	10,000	2,000	2,000	1,000
* Metal shell SCP/SCR are not wet pluggable				
** 10,000 psi rated wet pluggable dummies available upon request.				
*** MKS-300-SCP LP (50 psi) available upon request.				

SCALE NONE



CONTACT CONFIGURATION
(BCR FACE VIEW)



MOUNTING TORQUE FOR BCR	not to exceed 50 in/lbs	MATED PRESSURE RATING (psi)	10,000
-------------------------	-------------------------	-----------------------------	--------

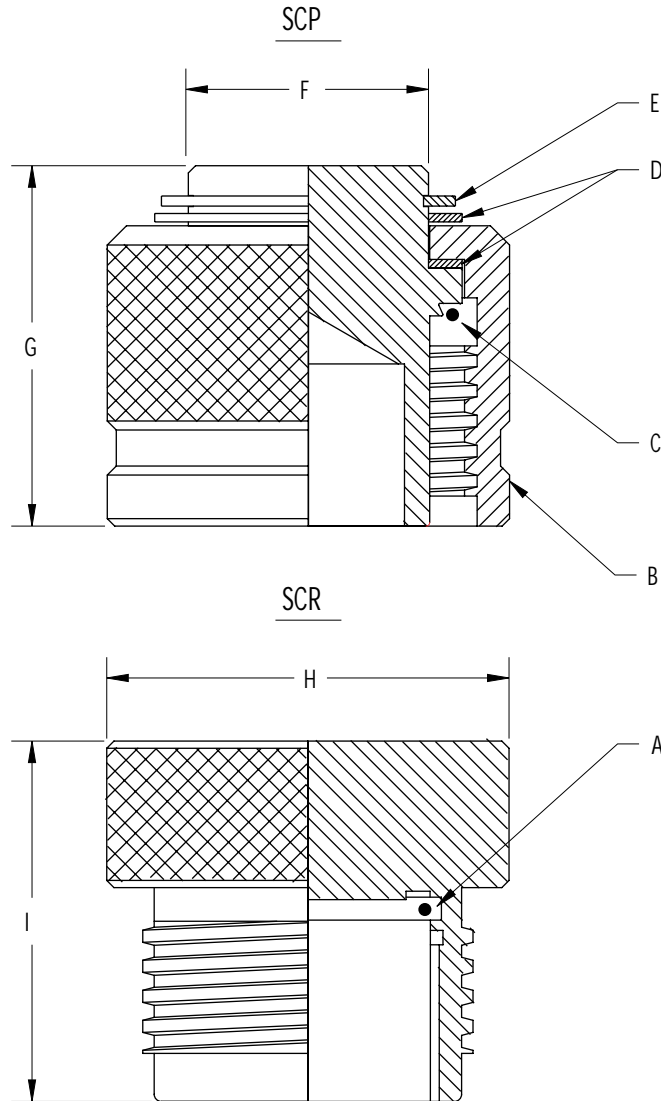
See pg. 9580 for SCP/SCR information.

NOTE: CCP is not terminated to cable unless specified.

* Please specify number of contacts.

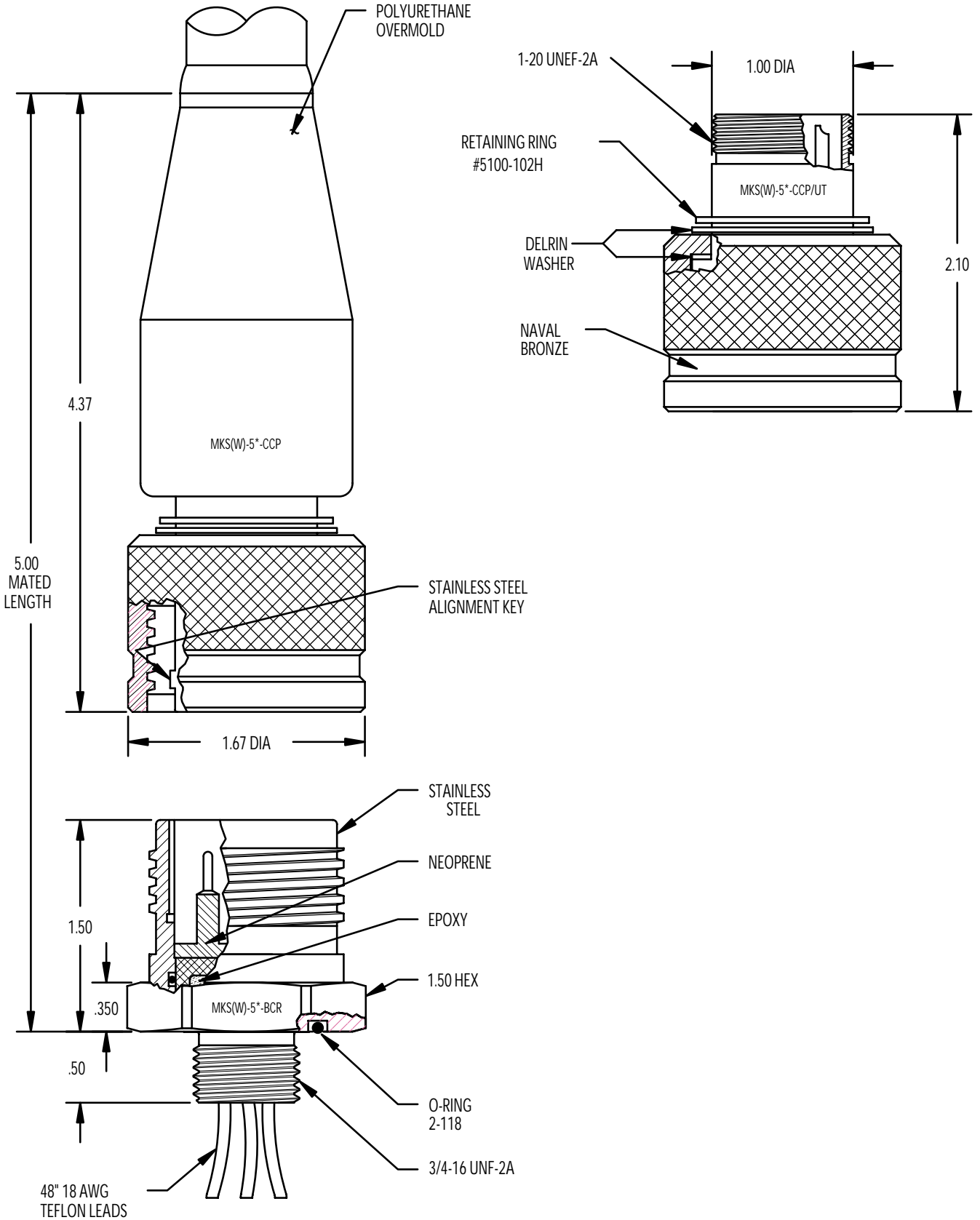
** Internal assembly same as MKS(W)-3*-BCR (facing page).

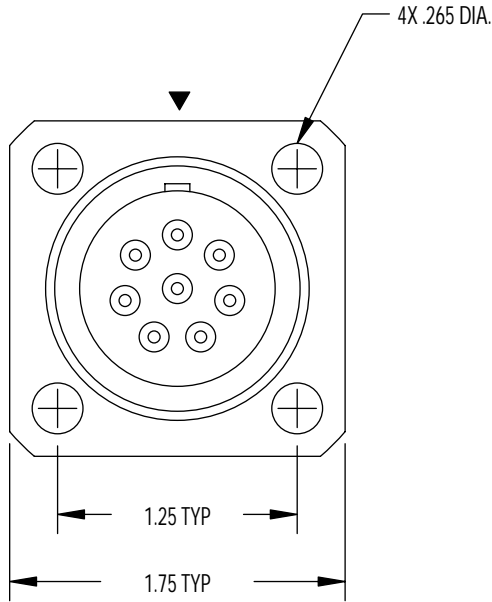
*** Blind tapped hole not to penetrate bulkhead, minimum full thread depth 2 times bolt diameter.



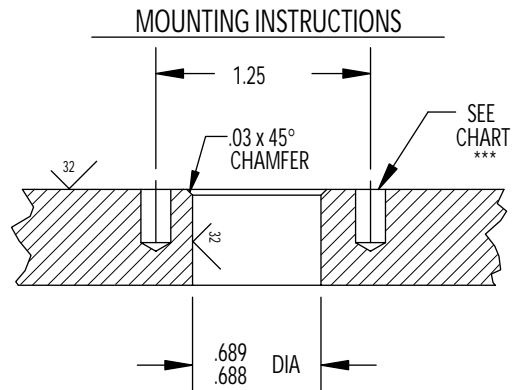
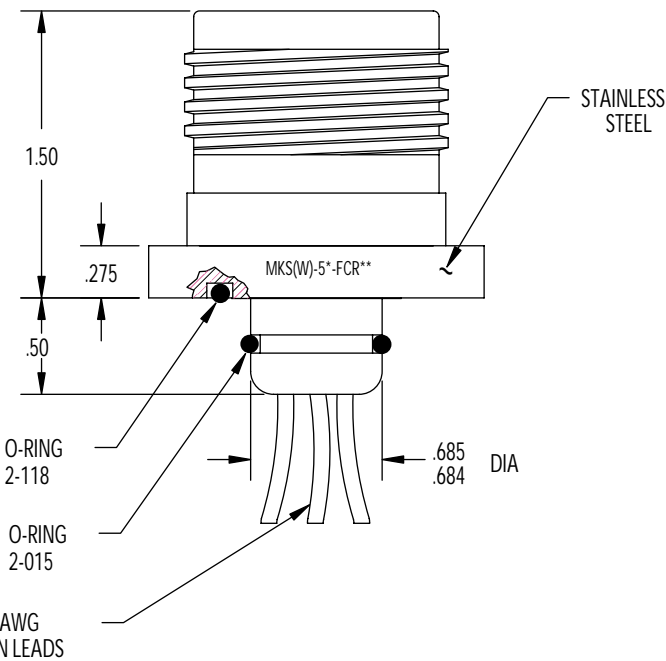
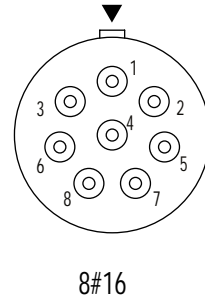
CONNECTOR SIZE	MKS-300	MKS(W)-500	MKS(W)-700	MKS(W)-900
A O-RING	5-682	2-022	2-028	2-032
B ENGAGING NUT	543115	472527	482623	483107
C O-RING	5-682	2-023	2-028	2-033
D DELRIN WASHER (2X)	453001	472501	482618	483101
E RETAINING RING	5100-43	5100-102	5100-125	5100-187
F DIA	.44	1.00	1.29	1.87
G	.75	1.50	1.87	2.00
H DIA	.71	1.67	2.00	2.67
I	.75	1.50	1.60	2.10
MATED PRESSURE RATING (psi)	10,000	2,000	2,000	1,000
* Metal shell SCP/SCR are not wet pluggable				
** 10,000 psi rated wet pluggable dummies available upon request.				
*** MKS-300-SCP LP (50 psi) available upon request.				

SCALE NONE





CONTACT
CONFIGURATION
(BCR FACE VIEW)



MOUNTING TORQUE FOR BCR	not to exceed 165 in/lbs	MATED PRESSURE RATING (psi)	10,000
-------------------------	--------------------------	-----------------------------	--------

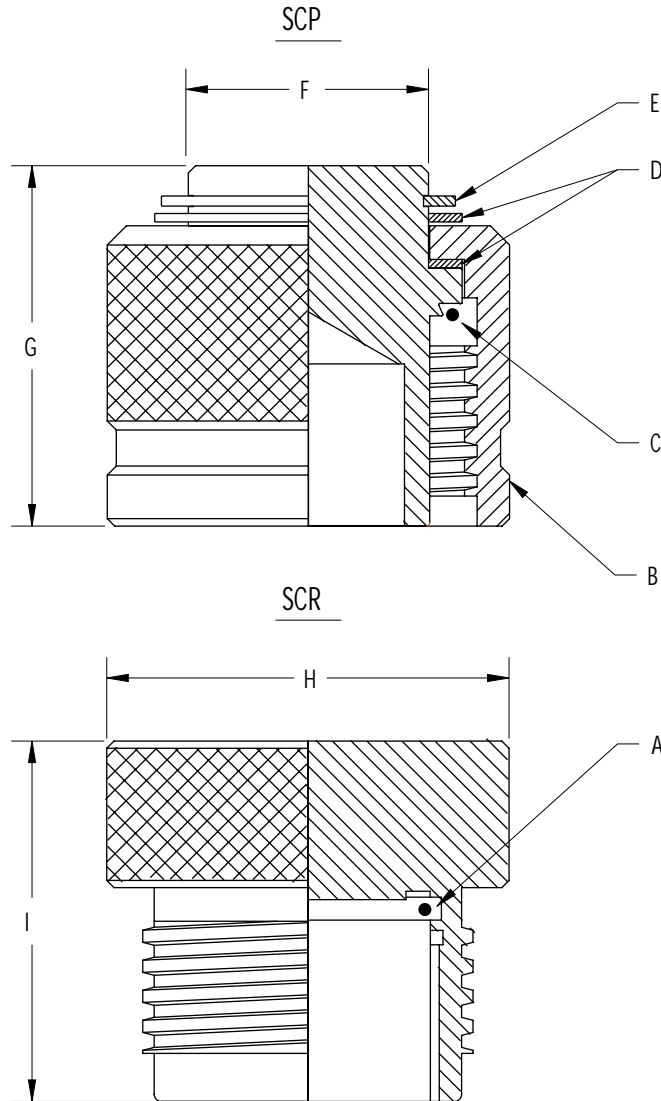
See pg. 9580 for SCP/SCR information.

NOTE: CCP is not terminated to cable unless specified.

* Please specify number of contacts.

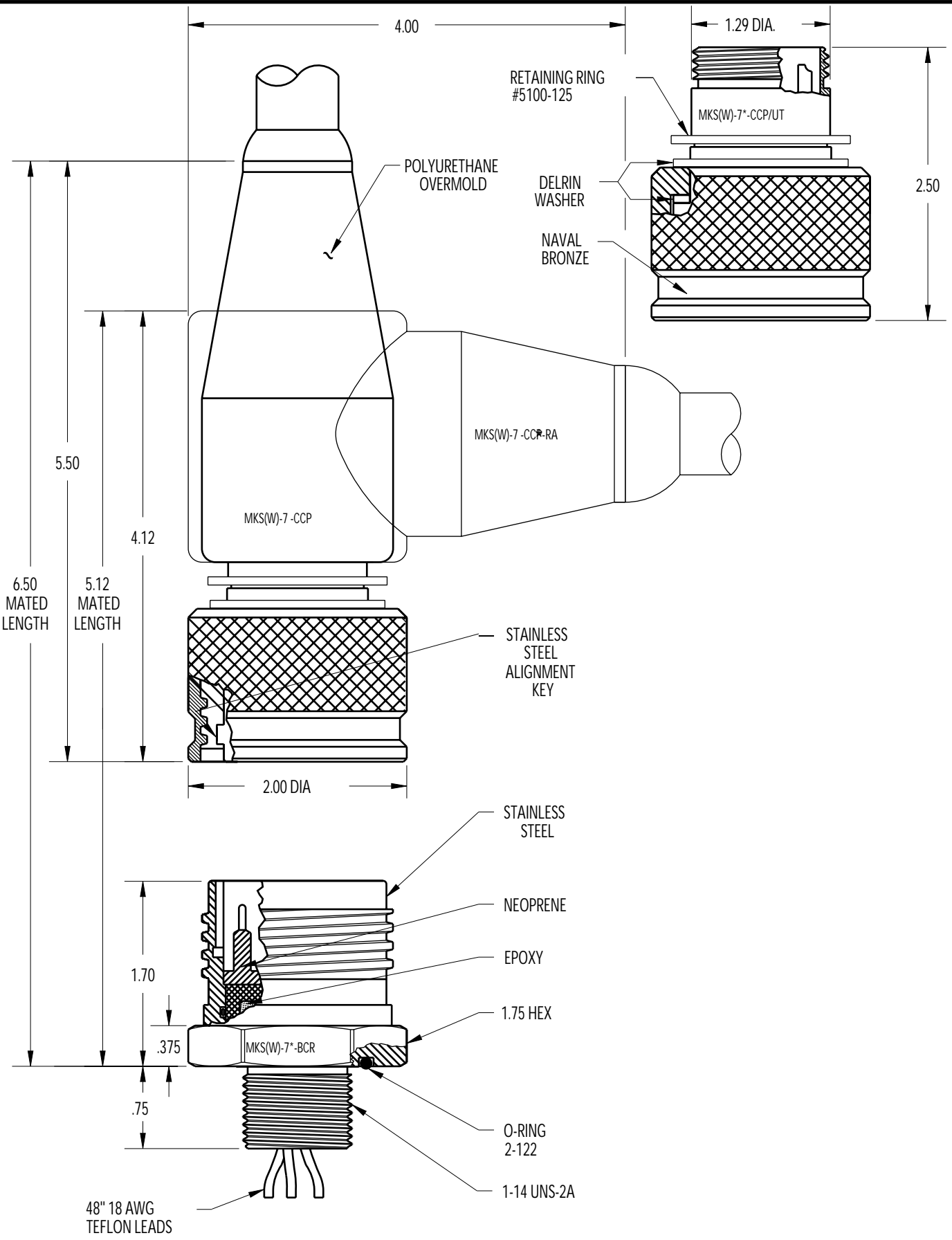
** Internal assembly same as MKS(W)-5*-BCR (facing page).

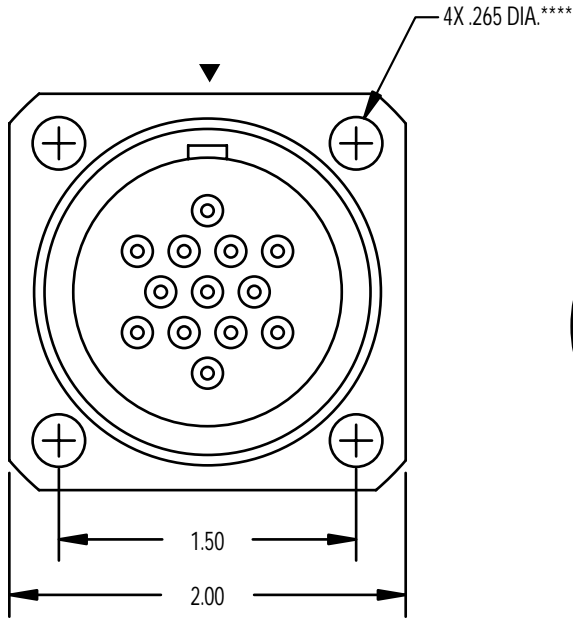
*** Blind tapped hole not to penetrate bulkhead, minimum full thread depth 2 times bolt diameter.



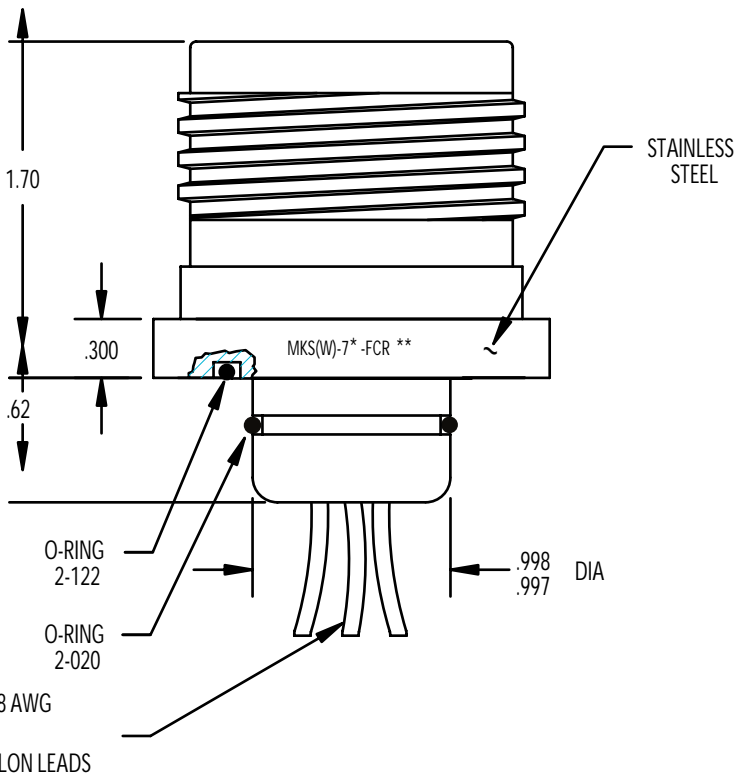
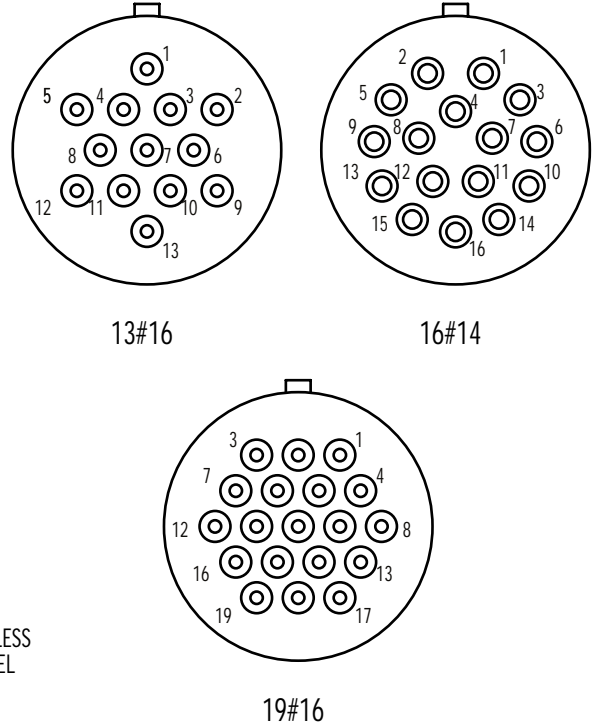
CONNECTOR SIZE	MKS-300	MKS(W)-500	MKS(W)-700	MKS(W)-900
A O-RING	5-682	2-022	2-028	2-032
B ENGAGING NUT	543115	472527	482623	483107
C O-RING	5-682	2-023	2-028	2-033
D DELRIN WASHER (2X)	453001	472501	482618	483101
E RETAINING RING	5100-43	5100-102	5100-125	5100-187
F DIA	.44	1.00	1.29	1.87
G	.75	1.50	1.87	2.00
H DIA	.71	1.67	2.00	2.67
I	.75	1.50	1.60	2.10
MATED PRESSURE RATING (psi)	10,000	2,000	2,000	1,000
* Metal shell SCP/SCR are not wet pluggable				
** 10,000 psi rated wet pluggable dummies available upon request.				
*** MKS-300-SCP LP (50 psi) available upon request.				

SCALE NONE

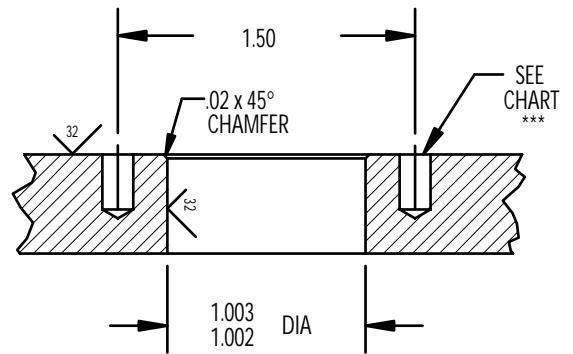




CONTACT
CONFIGURATION
(BCR FACE VIEW)



MOUNTING INSTRUCTIONS



MOUNTING TORQUE FOR BCR	not to exceed 225 in/lbs	MATED PRESSURE RATING (psi)	10,000
-------------------------	--------------------------	-----------------------------	--------

See pg. 9580 for SCP/SCR information.

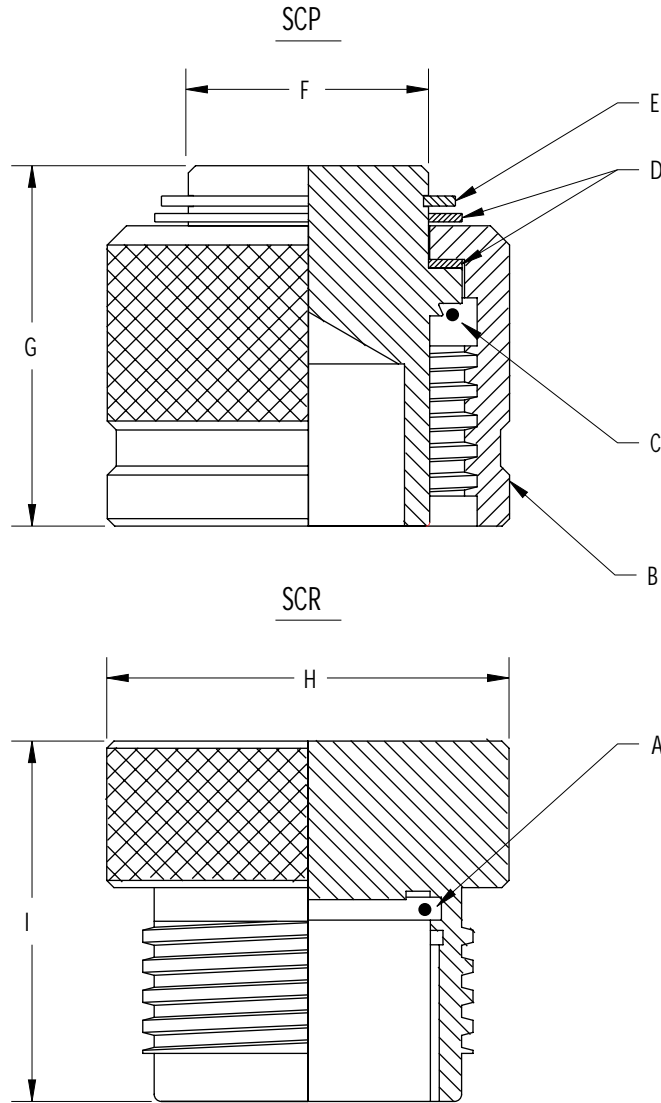
NOTE: CCP is not terminated to cable unless specified.

* Please specify number of contacts.

** Internal assembly same as MKS(W)-7* -BCR (facing page).

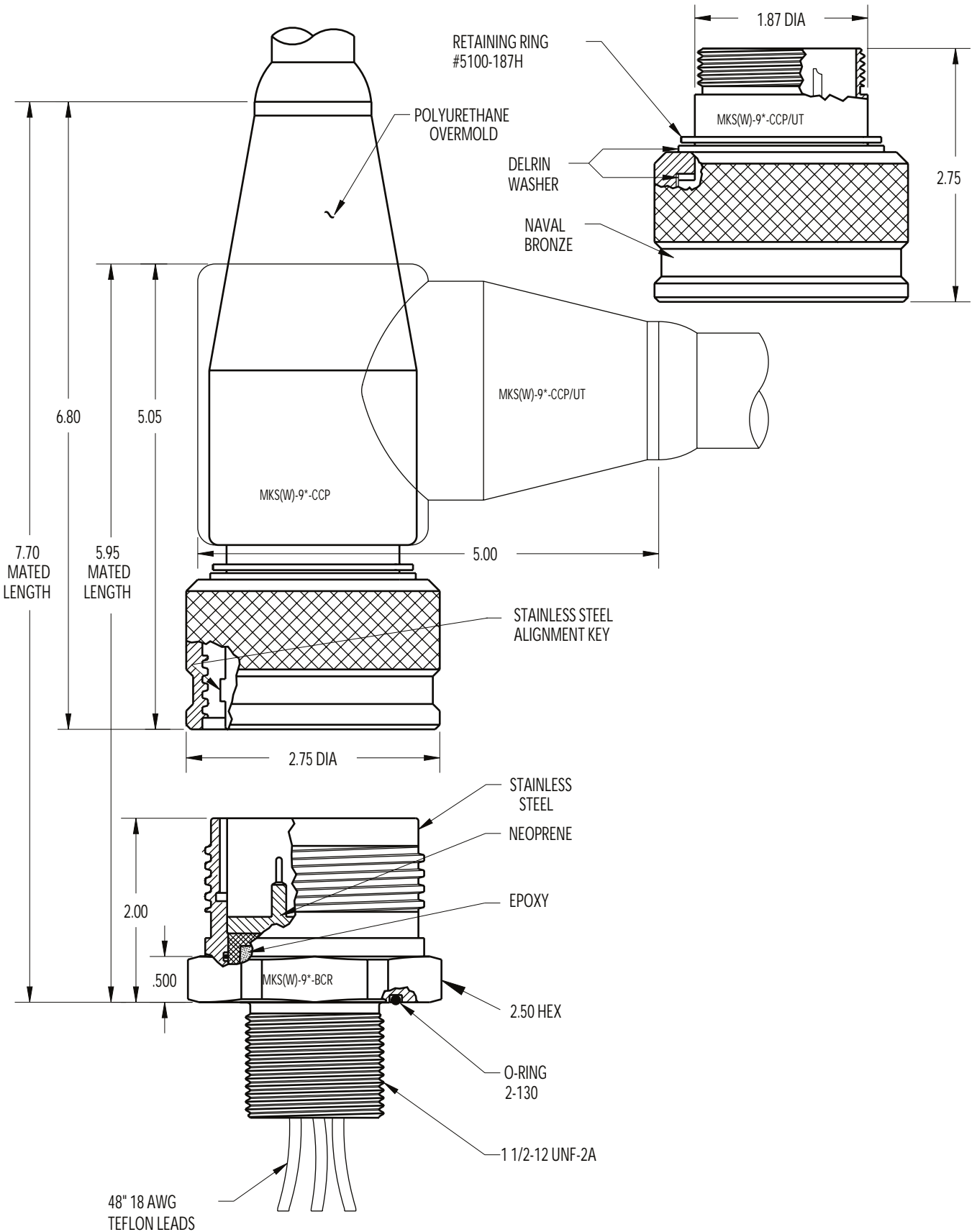
*** Blind tapped hole not to penetrate bulkhead, minimum full thread depth 2 times bolt diameter.

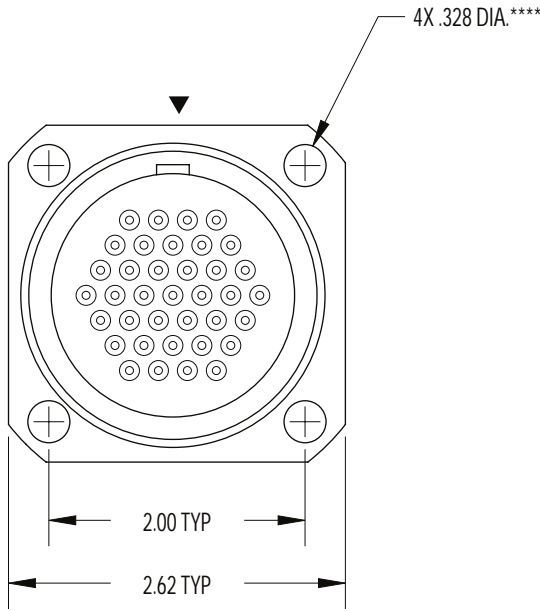
**** Modified M6 socket head cap bolts supplied with assembly.



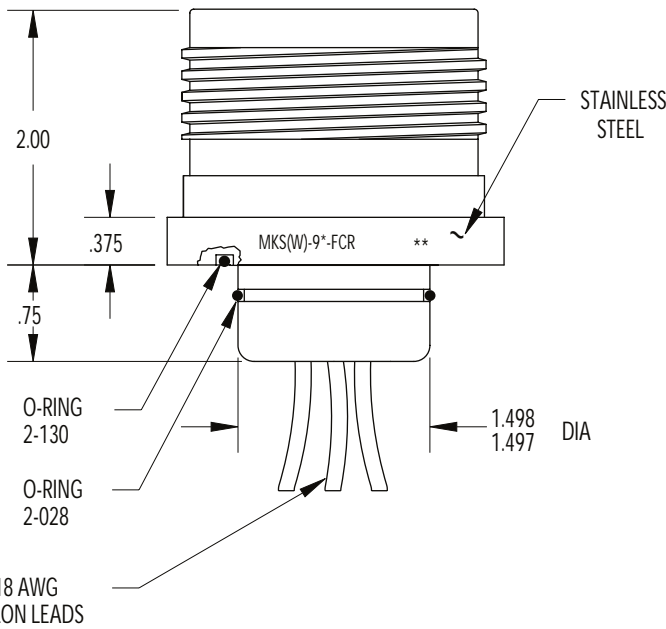
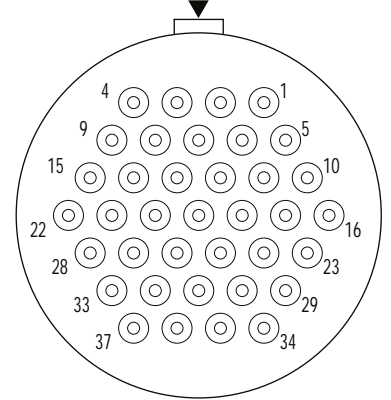
CONNECTOR SIZE	MKS-300	MKS(W)-500	MKS(W)-700	MKS(W)-900
A O-RING	5-682	2-022	2-028	2-032
B ENGAGING NUT	543115	472527	482623	483107
C O-RING	5-682	2-023	2-028	2-033
D DELRIN WASHER (2X)	453001	472501	482618	483101
E RETAINING RING	5100-43	5100-102	5100-125	5100-187
F DIA	.44	1.00	1.29	1.87
G	.75	1.50	1.87	2.00
H DIA	.71	1.67	2.00	2.67
I	.75	1.50	1.60	2.10
MATED PRESSURE RATING (psi)	10,000	2,000	2,000	1,000
* Metal shell SCP/SCR are not wet pluggable				
** 10,000 psi rated wet pluggable dummies available upon request.				
*** MKS-300-SCP LP (50 psi) available upon request.				

SCALE NONE

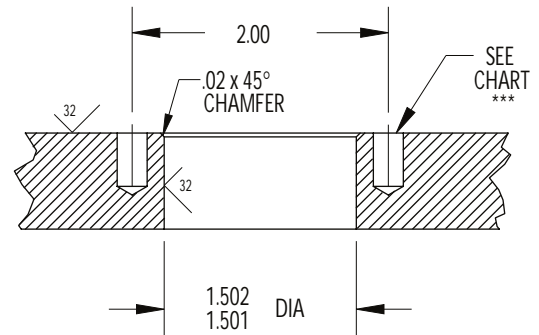




CONTACT
CONFIGURATION
(BCR FACE VIEW)



MOUNTING INSTRUCTIONS



MOUNTING TORQUE FOR BCR	not to exceed 335 in/lbs	MATED PRESSURE RATING (psi)	10,000
----------------------------	-----------------------------	-----------------------------	--------

See pg. 9580 for SCP/SCR information.

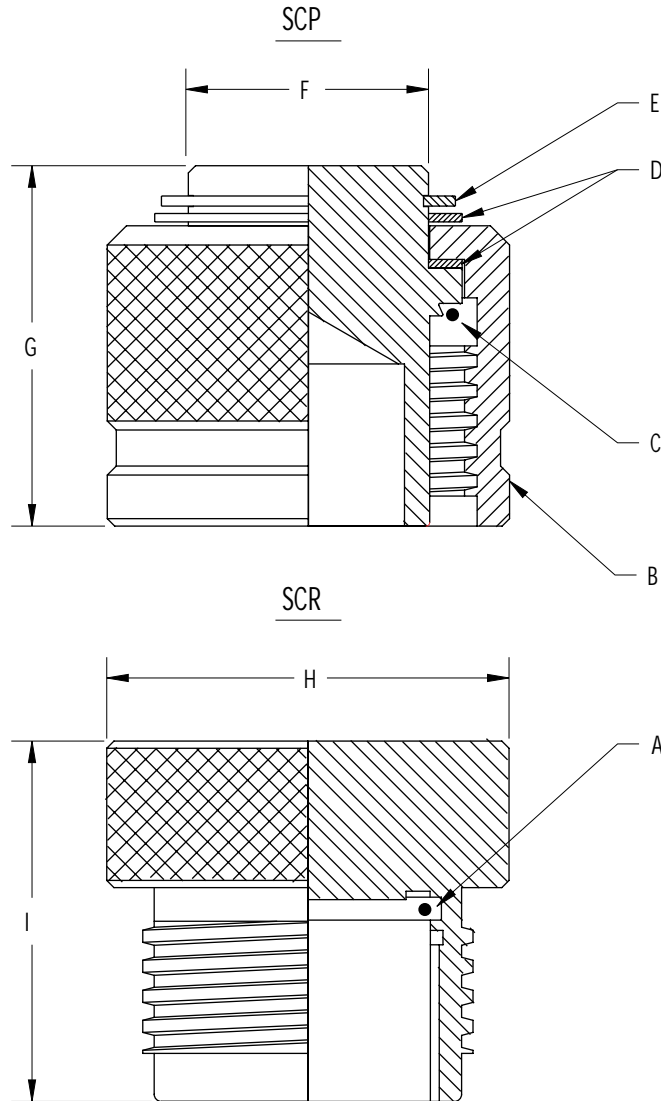
NOTE: CCP is not terminated to cable unless specified.

* Please specify number of contacts.

** Internal assembly same as MKS(W)-9*-BCR (facing page).

*** Blind tapped hole not to penetrate bulkhead, minimum full thread depth 2 times bolt diameter.

**** Modified M8 socket head cap bolts supplied with assembly.



CONNECTOR SIZE	MKS-300	MKS(W)-500	MKS(W)-700	MKS(W)-900
A O-RING	5-682	2-022	2-028	2-032
B ENGAGING NUT	543115	472527	482623	483107
C O-RING	5-682	2-023	2-028	2-033
D DELRIN WASHER (2X)	453001	472501	482618	483101
E RETAINING RING	5100-43	5100-102	5100-125	5100-187
F DIA	.44	1.00	1.29	1.87
G	.75	1.50	1.87	2.00
H DIA	.71	1.67	2.00	2.67
I	.75	1.50	1.60	2.10
MATED PRESSURE RATING (psi)	10,000	2,000	2,000	1,000
* Metal shell SCP/SCR are not wet pluggable				
** 10,000 psi rated wet pluggable dummies available upon request.				
*** MKS-300-SCP LP (50 psi) available upon request.				

SCALE NONE